YIKA
TRANSMISSION MACHINE
宜嘉 • 全球动力专家

微型直流减速电机
Miniature DC Gear Motor

www.cnyika.com

CONTENTS

P1-173

交流减速电动机
AC GEAR MOTOR

微型交流减速电机根据使用特点可分为感应电机（包括调速电机）、可逆电机（包括阻尼电机、无励磁电磁制动电机）及力矩电机。电机电磁方案通过ANSOFT MAXWELL软件进行优化设计，齿轮采用等离子渗氮热处理、高精度CNC硬切削工艺，使两者结合后，具有传递效率高、低温升、低噪音及使用寿命长等特点。

Micro AC gear motor includes induction motor(including speed adjustable motor), reversible motor(including damp motor and brake motor) and torque motor according to usage. Motor electromagnetic program can be optimized designed by ANSOFT MAXWELL.Gears are proceeded with plasma nitriding heat treatment and hard cutting by high pricision CNC, which makes gearboxes high efficiency, low temperature rise and long life.

P174-199

直流减速电动机
DC GEAR MOTOR

公司现有DC＆BLDC直流减速电机拥有5大品种300多个产品，功率级别6W－300W，电压12VDC－220VDC。现有直流减速电机具有运行平衡，起动及额定力矩大、运行噪音低、传动效率高、使用寿命长等优点。

ZD has both DC gear motor and BLDC gear motor, including 5 kinds of 300 products. The watt is from 6w to 300w, voltage is from 12VDC to 220VDC. The advantages of ZD's DC motors are steady work, big starting and rated torque, low noise, high efficiency and long life.

P200-216

直流无刷减速电动机
DC BRUSHLESS GEAR MOTOR

无刷直流电机由电动机主体和驱动器组成，是一种典型的机电一体化产品，其以体积小、噪音低、效率高、调速范围广、稳态转速误差小等特点，越来越被市场所推崇。中大电机致力于无刷直流电机+驱动器+齿轮减速器一整套的转动解决方案，产品目前已广范应用于工业传动设备、纺织机械、医疗器械等领域，为您打造更合理的机电一体化产品解决方案！

Brushless DC motor (BLDC) is made up of motor and driver, which is a kind of typical product of mechanical and electrical integration. It is high regarded by market as its small volume, low noise, high efficiency, wide range of speed control and steady working state with less inaccuracy. ZD-motor factory applies itself to the complete set of transmission solutions including motor, gearbox and driver. And the product is widely used in transmission equipment, textile machinery and medical devices, etc. ZD-motor factory takes Quality and Reputation first as its principle, and it tries its best to make a more reasonable transmission program for all customers.

型号的阅读方法PRODUCT MODEL EXPLANATION

●电动机 MOTOR

Z	5(5)	D(W)	60－24	GU － 30S
①	②	③	④ ⑤	⑥ ⑦

①	公司名称Comanpy	中大电机ZD MOTOR					
②		型号尺寸(Model&Dimension)					
	座机号Code	2	3	4	5	55	6
	电机安装法兰Mounting Flange mm	□60	□7 0	□80	□90	□90	□104
	机壳直径Case Diameter	60	60	80	80	90	90
③	电机种类Motor Type	D: 直流电机D: DC MOTOR DW: 针对60、70系列电机D后边加W表示外置电刷电机 For 60, 70 series motor, DW means external brush motor.					
④	输出功率Output Power	(例) 60: 60W					
⑤	电源电压Voltage	(例) 24: 24V					
⑥	电机轴形状Shape of Motor Shaft	GN: 普通型斜齿轴 GN: General Helival Gear GU: 加强型斜齿轴 GU: Reinforced Helival Gear			A1: 铣键槽 A1: Milling Keyway A: 铣扁 A: Flat type		
⑦	电机转速Motor Speed	(例) 30S: 3000RPM					

●如果电机需配刹车器可在型号最后加-M符号，如Z5(5) D60-24 GU-30S -M，刹车器电压与电机额定电压相同；型号中电机可解读为机壳外径90mm、GU型、额定电压24VDC、额定功率60W、额定转3000RPM、配24VDC刹车器。

●Note: we use M to symbolise the brake, such as Z5 (5) D 60-24 GU-30S-M, the brake voltage is the same as the rated voltage of the motor; Type of motor can be interpreted as a case diameter of 90mm, GU type, rated voltage 24VDC, rated power 60W, rated speed of 3000RPM, with brake-24VDC.

●减速器 Gear Box

5	GN	50	K
①	②	③	④

①	型号尺寸Model & Dimension	2: 60mm、3: 70mm、4: 80mm、5: 90mm 、6: 104mm	
②	齿轮种类Gear Type	GN: 普通型斜齿轴 GU: 加强型斜齿轴	GN: Common Helical Gear GU: Reinforced Helical Gear
③	减速比Reduction Ratio	50: 减速比为1: 50 10X仅限减速比1: 10的中间减速比	50: Reduction Ratio 1: 50 10X denotes the mid reduction ratio 1:10
④	轴承种类Bearing Type	K: 滚珠轴承(对GU型方箱体标注为KB) K: Ball Bearing (Mark KB for Type GU square case)	

●注：非标准分体式的编号为：在电动型号或减速器型号前加"v"（请在定货时写明具体参数）

●Note: The code of the non-standard split type is to add "V" before the model number of the motor or reducer(Please specify the detailed parameter requirement in the purchase order)

●直流电机的一般规格 General specification of DC motor

项目Items	
绝缘电阻 Insulation resistance	在常温、常湿度下，运转电机后，以DC 500V电阻表测量线圈、外壳间时，测量值为20MΩ以上。 In the circumstance of normal ambient temperature and humidity, the resistance can be up to 20MΩ or more when 500VDC megge is applied between the windings and the frame after rated motor operations.
绝缘电压 Insulation voltage	在常温、常湿度下电动机额定运行后，在线圈、外壳间施加一分钟50Hz、1.5kV(三相400V为2kV)的电压，亦无异常。 In the circumstance of normal ambient temperature and humidity, there will be no problem to withstand 1.5kV (three phase400v: 2kV) at 50/60hz between the windings and the frame for 1 minute after rated motor operation.
温度上升 Temperature rise	运转电机后，用电阻法来测量时，线圈绕组温度的上升数值在80℃以下。 The temperature rise should be lower than 80 ℃ measured by resistance method when the motor is working.
绝缘等级 Insulation class	B级(130 ℃) Class B (130 ℃)
使用温度 Using temperature	-10℃~+40℃ (无冰冻) -10 ℃~+40 ℃ (No freeze)
使用湿度 Using humidity	85%以下(没有结露的场所) ≤85% (Place without dew)

直流电动机 DC MOTORS

6W

□60mm

电机性能参数 MOTOR PERFORMANCE PARAMETERS

型号 Model	电压 Voltage V	输出功率 Out put Power W	空载参数No-load Parameters		负载参数Load Parameters			电刷寿命 Brush Life H	电机重量 Motr Weight Kg
			转速Speed r/min	电流Current A	转速Speed r/min	力矩Torque mN.m	电流Current A		
Z2D06-12□	12	6	3200	0.6 Max	2950	19	0.8	2000	0.6
Z2DW06-12□	12	6	3200	0.6 Max	2950	19	0.8	2000	0.6
Z2D06-24□	24	6	3200	0.3 Max	2950	19	0.5	2000	0.6
Z2DW06-24□	24	6	3200	0.3 Max	2950	19	0.5	2000	0.6
Z2D06-90□	90	6	3000	0.2 Max	2800	20	0.3	2000	0.6
Z2DW06-90□	90	6	3000	0.2 Max	2800	20	0.3	2000	0.6

●电机电压、功率及转速可在配件尺寸等条件允许下根据客户要求定制。●D后如加W即Z2DW06-12GN表示外置电刷齿轮电机，如无W则为标准内置电刷齿轮电机：外置电刷电机，用户可自行在外部更换电刷：内置电刷电机更换电刷时需将电机拆装后方可更换。

●Motor voltage, power and speed will be customized accrding to his requestment under the allowed circumstance of adoptable dimension. ●WE use W after D in the model to express the external brush motor, such as Z2DW06-12GN. If no W, it means the standard internal brush motor. For external brush motor, you can replce the brush directly. For internal ones, we need to disassembly the motor first.

种类 TYPE

●电动机 MOTOR

机型 Type	型号 Model	
	齿轮轴型 Pinion Shaft	圆轴型 Round Shaft
导线型 Lead Wire Type	Z2D06-12GN	Z2D06-12A
	Z2DW06-12GN	Z2DW06-12A
	Z2D06-24GN	Z2D06-24A
	Z2DW06-24GN	Z2DW06-24A
	Z2D06-90GN	Z2D06-90A
	Z2DW06-90GN	Z2DW06-90A

●平行轴减速器(另售) PARALLEL SHAFT GEARHEAD (SOLD SEPARATELY)

减速器种类 Gearhead Type	减速器型号 Gearhead Model	减速比 Gear Ratio
长寿命·低噪音 Long Life · Low Noise	2GN□K	3、3.6、5、6、7.5、9、12.5、15、18、25、30、36、50、60、75、90、100、120、150、180、200
	2GN10XK(中间减速器Mid-gearbox)	

●减速器型号的□中为减速比的数值 ●Enter the gear ratio in the box (□) within the model name

● 电机特性曲线 Characteristic Curve of Motor

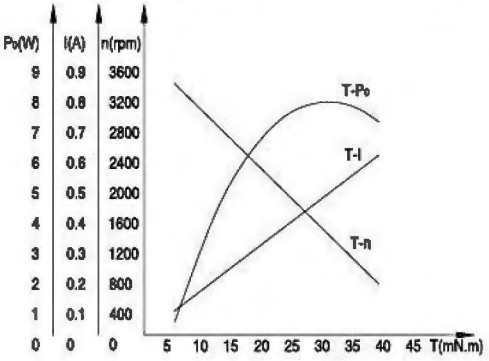

● 电机接线图 Wiring Diagram of Motor

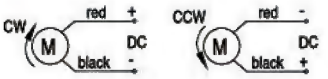

●标准引出线长度：300mm±10,型号：UL1015 规格：AWG20;电机引出先长度，型号在配件尺寸等条件允许的情况下可根据客户需求定制

●Standard length of lead wire: 300mm±10, model: UL1015 type: AWG20; lead wire length, model will be customerised by dient requestmant under allowed circumstance of adoptable dimension

装有减速器时的容许转矩
ALLOWABLE TORQUE WHEN BEING WITH GEARHEAD

- 减速器・中间减速器另售
- 减速器型号的□中为减速比的数值。
- ▭ 色表示与电动机同一方向运转，其他则为相反方向。
- 转速是以电动机的额定转速为基准除以减速比而算出来的数值。实际转速将随负载大小变化而比所示数值减少2%~20%左右。
- 希望以大于下表的减速比进行进一步减速时，可在电动机与减速器之间安装减速比为10的中间减速器。这时的容许转矩为3N·m
- Gearhead and mid-gearbox can be sold separately.
- Enter the gear ratio in the box (□) within the model name.
- ▭ Indicates the same rotating direction of the motor while the others rotate in the opposite direction.
- The speed is calculated by dividing the motor's synchronous speed by the gear ratio. The actual speed is 2%~20% less than the displayed value, depending on the size of the load.
- To reduce the speed beyond the gear ratio in the table, attach a mid-gearbox (gear ratio: 10) between the gearhead and motor. In that case, the permissible torque is 3N·m.

容许力矩单位 Allowance Torque Unit：上段 Upside（N.m）/下段 Belowside（kgf.cm）

机型Type	减速比Gear Ratio	3	3.6	5	6	7.5	9	12.5	15	18	25	30	36	50	60	75	90	100	120	150	180	200
	转速Speed r/min	983	819	590	491	393	327	236	196	163	118	98	81	59	49	39	32	29	24	19	16	14
Z2D06-12GN	2GN□K	0.04	0.05	0.07	0.09	0.11	0.14	0.19	0.23	0.28	0.35	0.42	0.51	0.70	0.76	0.96	1.15	1.28	1.53	1.92	2.30	2.56
		0.48	0.57	0.80	0.96	1.20	1.45	2.00	2.40	2.89	3.61	4.34	5.21	7.23	7.85	9.81	11.7	13.1	15.6	19.6	23.5	26.1

容许悬挂负载・容许轴向负载
PERMISSIBLE OVERHUNG LOAD AND THRUST LOAD

电动机（圆轴型）→217页　　Motor (Round Shaft) →P217
减速器→217页　　Gearhead→P217

减速器的容许负载惯性惯量J
PERMISSIBLE LOAD INERTIA J FOR GEARHEAD

→218页→P218

外形图（单位 mm）
DIMENSIONS(Unit mm)

减速器附有安装用螺丝
Mounting screws are included with gearhead.

电动机型号 Motor Model	减速器型号 Gearhead Model	减速比 Gear Ratio	L1
Z2D06-12GN Z2DW06-12GN Z2D06-24GN Z2DW06-24GN Z2D06-90GN Z2DW06-90GN	2GN□K	3~18	32
		25~200	41

- 减速器型号的□中为减速比的数值
- Enter the gear ratio in the box (□) within the model name

● 导线型 Lead wiring Type

重量 Weight: 电动机 Motor 0.6kg 减速器 Gearhead 0.4kg

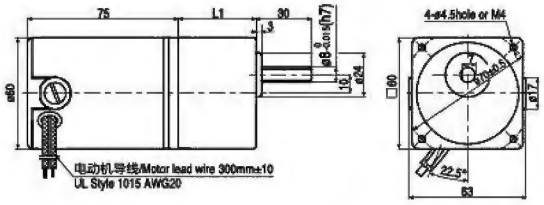

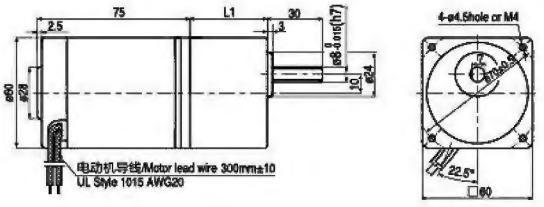

● 圆轴型的转轴部分Shaft Section of Round Shaft Type

除重量及轴部外，电动机外形与齿轴型相同
Excluding weight and the shaft section Motor shape are the same as those of the pinion shaft

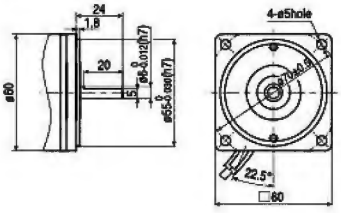

● 中间减速器 Mid-gearbox

可安装在GN齿轮轴型上
Can be connected to GN pinion Shaft type 2GN10XK
重量 Weight: 0.24kg

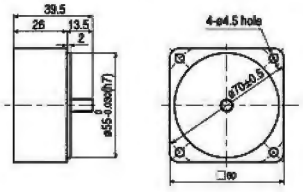

直流电动机 DC MOTORS

10W

□60mm



电机性能参数 MOTOR PERFORMANCE PARAMETERS

型号 Model	电压 Voltage V	输出功率 Out put Power W	空载参数No-load Parameters		负载参数Load Parameters			电刷寿命 Brush Life H	电机重量 Motr Weight Kg
			转速Speed r/min	电流Current A	转速Speed r/min	力矩Torque mN.m	电流Current A		
Z2D10-12□	12	10	3200	1.0 Max	2800	34	2.0	2000	0.7
Z2DW10-12□	12	10	3200	1.0 Max	2800	34	2.0	2000	0.7
Z2D10-24□	24	10	3300	0.5 Max	3000	32	0.9	2000	0.7
Z2DW10-24□	24	10	3300	0.5 Max	3000	32	0.9	2000	0.7
Z2D10-90□	90	10	3200	0.3 Max	2800	34	0.6	2000	0.7
Z2DW10-90□	90	10	3200	0.3 Max	2800	34	0.6	2000	0.7

●电机电压、功率及转速可在配件尺寸等条件允许下根据客户要求定制。●D后如加W即Z2DW10-12GN表示外置电刷齿轴电机，如无W则为标准内置电刷齿轴电机：外置电刷电机，用户可自行在外部更换电刷；内置电刷电机更换电刷时需将电机拆装后方可更换。

●Motor voltage, power and speed will be customized accrding to his requestment under the allowed circumstance of adoptable dimension. ●WE use W after D in the model to express the external brush motor, such as Z2DW10-12GN. If no W, it means the standard internal brush motor. For external brush motor, you can replce the brush directly. For internal ones, we need to disassembly the motor first.

种类 TYPE

●电动机 MOTOR

机型 Type	型号 Model	
	齿轮轴型 Pinion Shaft	圆轴型 Round Shaft
导线型 Lead Wire Type	Z2D10-12GN	Z2D10-12A
	Z2DW10-12GN	Z2DW10-12A
	Z2D10-24GN	Z2D10-24A
	Z2DW10-24GN	Z2DW10-24A
	Z2D10-90GN	Z2D10-90A
	Z2DW10-90GN	Z2DW10-90A

●平行轴减速器(另售) PARALLEL SHAFT GEARHEAD (SOLD SEPARATELY)

减速器种类 Gearhead Type	减速器型号 Gearhead Model	减速比 Gear Ratio
长寿命·低噪音 Long Life · Low Noise	2GN□K	3、3.6、5、6、7.5、9、12.5、15、18、25、30、36、50、60、75、90、100、120、150、180、200
	2GN10XK(中间减速器Mid-gearbox)	

●减速器型号的□中为减速比的数值

●Enter the gear ratio in the box (□) within the model name

● 电机特性曲线 Characteristic Curve of Motor

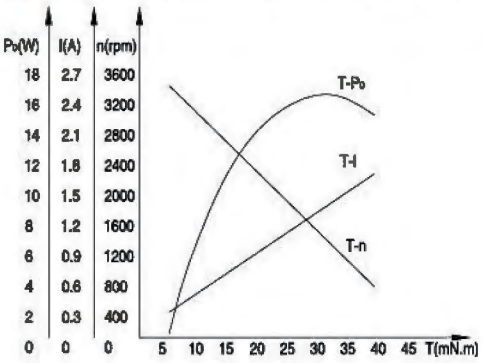

● 电机接线图 Wiring Diagram of Motor

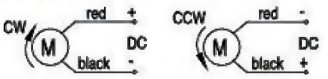

●标准引出线长度: 300mm±10,型号: UL1015 规格: AWG20;电机引出先长度，型号在配件尺寸等条件允许的情况下可根据客户需求定制

●Standard length of lead wire: 300mm±10, model: UL1015 type: AWG20; lead wire length, model will be customerised by dient requestmant under allowed circumstance of adoptable dimension

装有减速器时的容许转矩
ALLOWABLE TORQUE WHEN BEING WITH GEARHEAD

- 减速器・中间减速器另售
- 减速器型号的□中为减速比的数值。
- □色表示与电动机同一方向运转，其他则为相反方向。
- 转速是以电动机的额定转速为基准除以减速比而算出来的数值。实际转速将随负载大小变化而比所示数值减少2%~20%左右。
- 希望以大于下表的减速比进行进一步减速时，可在电动机与减速器之间安装减速比为10的中间减速器。这时的容许转矩为3N·m
- Gearhead and mid-gearbox can be sold separately.
- Enter the gear ratio in the box (□) within the model name.
- □ Indicates the same rotating direction of the motor while the others rotate in the opposite direction.
- The speed is calculated by dividing the motor's synchronous speed by the gear ratio. The actual speed is 2%~20% less than the displayed value, depending on the size of the load.
- To reduce the speed beyond the gear ratio in the table, attach a mid-gearbox (gear ratio: 10) between the gearhead and motor. In that case, the permissible torque is 3N·m.

容许力矩单位 Allowance Torque Unit：上段 Upside（N.m）/下段 Belowside（kgf.cm）

机型Type	减速比Gear Ratio	3	3.6	5	6	7.5	9	12.5	15	18	25	30	36	50	60	75	90	100	120	150	180	200
	转速Speed r/min	1000	833	600	500	400	333	240	200	166	120	100	83	60	50	40	33	30	25	20	16	15
Z2D10-24GN	2GN□K	0.07	0.09	0.12	0.15	0.19	0.23	0.32	0.38	0.46	0.58	0.69	0.83	1.16	1.26	1.57	1.89	1.28	2.10	3.0	3.0	3.0
		0.78	0.94	1.31	1.57	1.97	2.96	3.29	3.94	4.73	5.92	7.11	8.53	11.8	12.8	16.1	12.2	13.1	21.4	30	30	30

容许悬挂负载・容许轴向负载
PERMISSIBLE OVERHUNG LOAD AND THRUST LOAD

电动机（圆轴型）→217页　　Motor (Round Shaft) →P217
减速器→217页　　Gearhead→P217

减速器的容许负载惯性惯量J
PERMISSIBLE LOAD INERTIA J FOR GEARHEAD

→218页→P218

外形图（单位 mm）
DIMENSIONS(Unit mm)

减速器附有安装用螺丝
Mounting screws are included with gearhead.

电动机型号 Motor Model	减速器型号 Gearhead Model	减速比 Gear Ratio	L1
Z2D10-12GN Z2DW10-12GN Z2D10-24GN Z2DW10-24GN Z2D10-90GN Z2DW10-90GN	2GN□K	3~18	32
		25~200	41

- 减速器型号的□中为减速比的数值
- Enter the gear ratio in the box (□) within the model name

● 导线型 Lead wiring Type

重量 Weight: 电动机 Motor 0.7kg 减速器 Gearhead 0.4kg

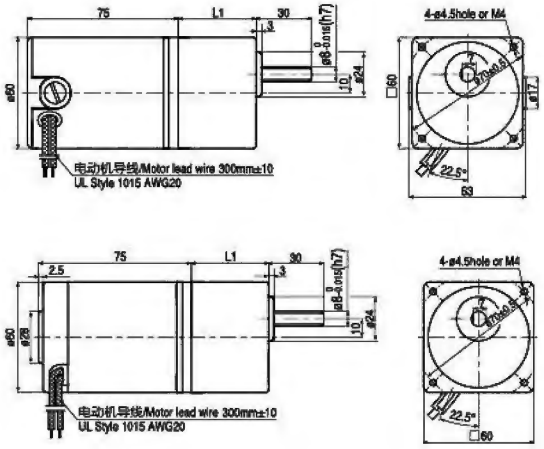

● 圆轴型的转轴部分Shaft Section of Round Shaft Type

除重量及轴部外，电动机外形与齿轮型相同
Excluding weight and the shaft section Motor shape are the same as those of the pinion shaft

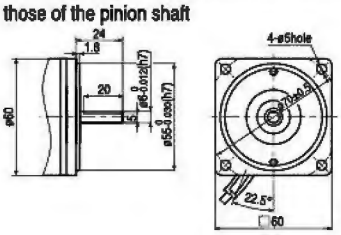

● 中间减速器 Mid-gearbox

可安装在GN齿轮轴型上
Can be connected to GN pinion Shaft type2GN10XK
重量 Weight: 0.24kg

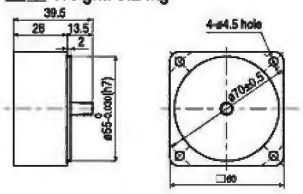

直流电动机 DC MOTORS

15W

□60mm



电机性能参数 MOTOR PERFORMANCE PARAMETERS

型号 Model	电压 Voltage V	输出功率 Out put Power W	空载参数No-load Parameters		负载参数Load Parameters			电刷寿命 Brush Life H	电机重量 Motr Weight Kg
			转速Speed r/min	电流Current A	转速Speed r/min	力矩Torque mN.m	电流Current A		
Z2D15-12□	12	15	3200	0.8 Max	2950	48	2.0	2000	0.9
Z2DW15-12□	12	15	3200	0.8 Max	2950	48	2.0	2000	0.9
Z2D15-24□	24	15	3300	0.4 Max	3000	48	1.0	2000	0.9
Z2DW15-24□	24	15	3300	0.4 Max	3000	48	1.0	2000	0.9
Z2D15-90□	90	15	3200	0.2 Max	3000	48	0.4	2000	0.9
Z2DW15-90□	90	15	3200	0.2 Max	3000	48	0.4	2000	0.9

●电机电压、功率及转速可在配件尺寸等条件允许下根据客户要求定制。●D后如加W即Z2DW15-12GN表示外置电刷齿轴电机，如无W则为标准内置电刷齿轴电机；外置电刷电机，用户可自行在外部更换电刷；内置电刷电机更换电刷时需将电机拆装后方可更换。

●Motor voltage, power and speed will be customized according to his requestment under the allowed circumstance of adoptable dimension. ●WE use W after D in the model to express the external brush motor, such as Z2DW15-12GN. If no W, It means the standard internal brush motor. For external brush motor, you can replce the brush directly. For internal ones, we need to disassembly the motor first.

种类 TYPE

●电动机 MOTOR

机型 Type	型号 Model	
	齿轮轴型 Pinion Shaft	圆轴型 Round Shaft
导线型 Lead Wire Type	Z2D15-12GN	Z2D15-12A
	Z2DW15-12GN	Z2DW15-12A
	Z2D15-24GN	Z2D15-24A
	Z2DW15-24GN	Z2DW15-24A
	Z2D15-90GN	Z2D15-90A
	Z2DW15-90GN	Z2DW15-90A

●平行轴减速器(另售) PARALLEL SHAFT GEARHEAD (SOLD SEPARATELY)

减速器种类 Gearhead Type	减速器型号 Gearhead Model	减速比 Gear Ratio
长寿命·低噪音 Long Life · Low Noise	2GN□K	3、3.6、5、6、7.5、9、12.5、15、18、25、30、36、50、60、75、90、100、120、150、180、200
	2GN10XK(中间减速器Mid-gearbox)	

●减速器型号的□中为减速比的数值

●Enter the gear ratio in the box (□) within the model name

● 电机特性曲线 Characteristic Curve of Motor

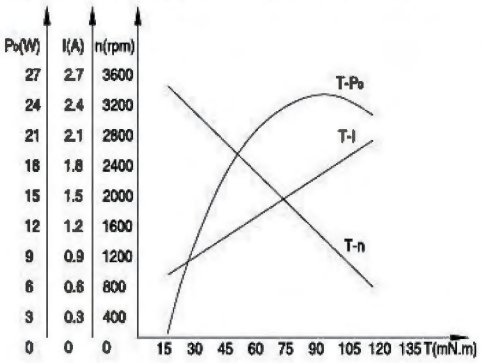

● 电机接线图 Wiring Diagram of Motor

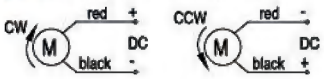

●标准引出线长度: 300mm±10,型号: UL1015 规格: AWG20;电机引出先长度，型号在配件尺寸等条件允许的情况下可根据客户需求定制

●Standard length of lead wire: 300mm±10, model: UL1015 type: AWG20; lead wire length, model will be customerised by dient requestmant under allowed circumstance of adoptable dimension

■装有减速器时的容许转矩
ALLOWABLE TORQUE WHEN BEING WITH GEARHEAD

- ●减速器・中间减速器另售
- ●减速器型号的□中为减速比的数值。
- ● □ 色表示与电动机同一方向运转，其他则为相反方向。
- ●转速是以电动机的额定转速为基准除以减速比而算出来的数值。实际转速将随负载大小变化而比所示数值减少2%~20%左右。
- ●希望以大于下表的减速比进行进一步减速时，可在电动机与减速器之间安装减速比为10的中间减速器。这时的容许转矩为3N·m
- ●Gearhead and mid-gearbox can be sold separately.
- ●Enter the gear ratio in the box (□) within the model name.
- ● □ Indicates the same rotating direction of the motor while the others rotate in the opposite direction.
- ●The speed is calculated by dividing the motor's synchronous speed by the gear ratio. The actual speed is 2%~20% less than the displayed value, depending on the size of the load.
- ●To reduce the speed beyond the gear ratio in the table, attach a mid-gearbox (gear ratio: 10) between the gearhead and motor. In that case, the permissible torque is 3N·m.

容许力矩单位 Allowance Torque Unit：上段 Upside（N.m）/下段 Belowside（kgf.cm）

机型Type	减速比Gear Ratio	3	3.6	5	6	7.5	9	12.5	15	18	25	30	36	50	60	75	90	100	120	150	180	200
	转速Speed r/min	1000	833	600	500	400	333	240	200	166	120	100	83	60	50	40	33	30	25	20	16	15
Z2D15-24GN	2GN□K	0.11	0.13	0.19	0.23	0.29	0.34	0.48	0.58	0.69	0.87	1.04	1.25	1.74	1.89	2.36	2.83	3.0	3.0	3.0	3.0	3.0
		1.18	1.42	1.97	2.36	2.96	3.55	4.93	5.92	7.10	8.69	10.6	12.8	17.7	19.2	24.1	28.9	30	30	30	30	30

■容许悬挂负载・容许轴向负载
PERMISSIBLE OVERHUNG LOAD AND THRUST LOAD

电动机（圆轴型）→217页　　Motor (Round Shaft) →P217
减速器→217页　　Gearhead→P217

■减速器的容许负载惯性惯量J
PERMISSIBLE LOAD INERTIA J FOR GEARHEAD

→218页→P218

■外形图（单位 mm）
DIMENSIONS(Unit mm)

减速器附有安装用螺丝
Mounting screws are included with gearhead.

电动机型号 Motor Model	减速器型号 Gearhead Model	减速比 Gear Ratio	L1
Z2D15-12GN Z2DW15-12GN Z2D15-24GN Z2DW15-24GN Z2D15-90GN Z2DW15-90GN	2GN□K	3~18	32
		25~200	41

- ●减速器型号的□中为减速比的数值
- ●Enter the gear ratio in the box (□) within the model name

●导线型 Lead wiring Type

重量 Weight: 电动机 Motor 0.9kg 减速器 Gearhead 0.4kg

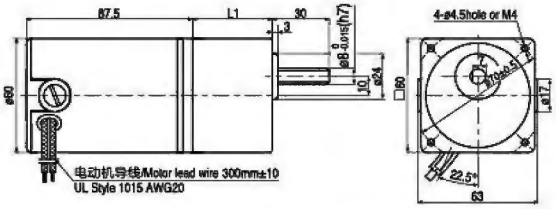

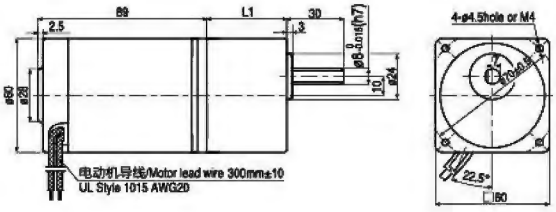

●圆轴型的转轴部分Shaft Section of Round Shaft Type

除重量及轴部外，电动机外形与齿轴型相同
Excluding weight and the shaft section Motor shape are the same as those of the pinion shaft

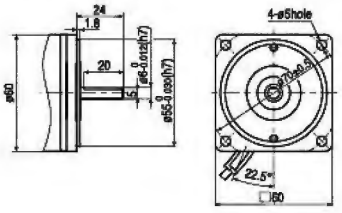

●中间减速器 Mid-gearbox

可安装在GU齿轮轴型上
Can be connected to GN pinion Shaft type 2GN10XK
重量 Weight: 0.24kg

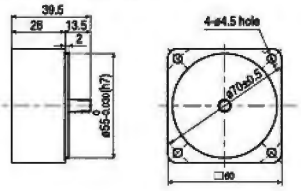

直流电动机 DC MOTORS

25W

□70mm



电机性能参数 MOTOR PERFORMANCE PARAMETERS

型号 Model	电压 Voltage V	输出功率 Out put Power W	空载参数No-load Parameters		负载参数Load Parameters			电刷寿命 Brush Life H	电机重量 Motr Weight Kg
			转速Speed r/min	电流Current A	转速Speed r/min	力矩Torque mN.m	电流Current A		
Z3D25-12□	12	25	3300	1.0 Max	3000	80	2.0	2000	1.0
Z3DW15-22□	12	25	3300	1.0 Max	3000	80	2.0	2000	1.0
Z3D25-24□	24	25	3200	0.5 Max	2800	85	1.0	2000	1.0
Z3DW25-24□	24	25	3200	0.5 Max	2800	85	1.0	2000	1.0
Z3D25-90□	90	25	3100	0.3 Max	2700	88	0.4	2000	1.0
Z3DW25-90□	90	25	3100	0.3 Max	2700	88	0.4	2000	1.0

●电机电压、功率及转速可在配件尺寸等条件允许下根据客户要求定制。●D后如加W即Z3DW25-12GN表示外置电刷齿轴电机，如无W则为标准内置电刷齿轴电机；外置电刷电机，用户可自行在外部更换电刷；内置电刷电机更换电刷时需将电机拆装后方可更换。

●Motor voltage, power and speed will be customized accrding to his requestment under the allowed circumstance of adoptable dimension. ●WE use W after D in the model to express the external brush motor, such as Z3DW25-12GN. If no W, it means the standard internal brush motor. For external brush motor, you can replce the brush directly. For internal ones, we need to disassembly the motor first.

种类 TYPE

●电动机 MOTOR

机型 Type	型号 Model	
	齿轮轴型 Pinion Shaft	圆轴型 Round Shaft
导线型 Lead Wire Type	Z3D25-12GN	Z3D25-12A
	Z3DW25-12GN	Z3DW25-12A
	Z3D25-24GN	Z3D25-24A
	Z3DW25-24GN	Z3DW25-24A
	Z3D25-90GN	Z3D25-90A
	Z3DW25-90GN	Z3DW25-90A

●平行轴减速器(另售) PARALLEL SHAFT GEARHEAD (SOLD SEPARATELY)

减速器种类 Gearhead Type	减速器型号 Gearhead Model	减速比 Gear Ratio
长寿命·低噪音 Long Life · Low Noise	3GN□K	3、3.6、5、6、7.5、9、12.5、15、18、25、30、36、50、60、75、90、100、120、150、180、200
	3GN10XK(中间减速器Mid-gearbox)	

●减速器型号的□中为减速比的数值 ●Enter the gear ratio in the box（□）within the model name

● 电机特性曲线 Characteristic Curve of Motor

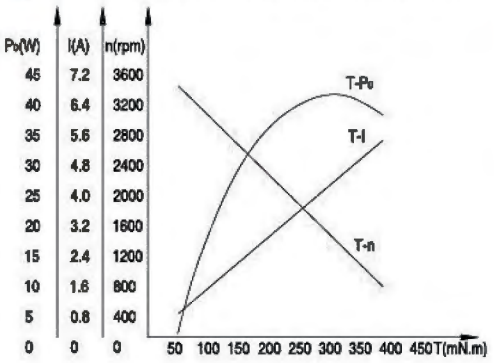

● 电机接线图 Wiring Diagram of Motor

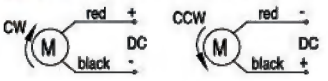

●标准引出线长度: 300mm±10,型号: UL1015 规格: AWG20;电机引出先长度，型号在配件尺寸等条件允许的情况下可根据客户需求定制

●Standard length of lead wire: 300mm±10, model: UL1015 type: AWG20; lead wire length, model will be customerised by dient requestmant under allowed circumstance of adoptable dimension

■装有减速器时的容许转矩
ALLOWABLE TORQUE WHEN BEING WITH GEARHEAD

- 减速器・中间减速器另售
- 减速器型号的□中为减速比的数值。
- □色表示与电动机同一方向运转，其他则为相反方向。
- 转速是以电动机的额定转速为基准除以减速比而算出来的数值。实际转速将随负载大小变化而比所示数值减少2%~20%左右。
- 希望以大于下表的减速比进行进一步减速时，可在电动机与减速器之间安装减速比为10的中间减速器。这时的容许转矩为5N·m
- Gearhead and mid-gearbox can be sold separately.
- Enter the gear ratio in the box (□) within the model name.
- □ Indicates the same rotating direction of the motor while the others rotate in the opposite direction.
- The speed is calculated by dividing the motor's synchronous speed by the gear ratio. The actual speed is 2%~20% less than the displayed value, depending on the size of the load.
- To reduce the speed beyond the gear ratio in the table, attach a mid-gearbox (gear ratio: 10) between the gearhead and motor. In that case, the permissible torque is 5N·m.

容许力矩单位 Allowance Torque Unit：上段 Upside（N.m）/下段 Belowside（kgf.cm）

机型Type	减速比Gear Ratio	3	3.6	5	6	7.5	9	12.5	15	18	25	30	36	50	60	75	90	100	120	150	180	200
	转速Speed r/min	933	777	560	466	373	311	224	186	155	112	93	77	56	46	37	31	28	23	18	15	14
Z3D25-24GN	3GN□K	0.20	0.24	0.34	0.41	0.51	0.62	0.86	1.03	1.12	1.55	1.86	2.24	3.11	3.37	4.22	5.0	5.0	5.0	5.0	5.0	5.0
		2.11	2.53	3.52	4.22	5.28	6.34	8.80	10.5	11.4	15.8	19.0	22.8	31.7	34.4	43.1	50	50	50	50	50	50

■容许悬挂负载・容许轴向负载
PERMISSIBLE OVERHUNG LOAD AND THRUST LOAD

电动机（圆轴型）→217页　　Motor (Round Shaft) →P217
减速器→217页　　Gearhead→P217

■减速器的容许负载惯性惯量J
PERMISSIBLE LOAD INERTIA J FOR GEARHEAD

→218页→P218

■外形图（单位 mm）
DIMENSIONS(Unit mm)

减速器附有安装用螺丝
Mounting screws are included with gearhead.

●导线型 Lead wiring Type

重量 Weight: 电动机 Motor 1.0kg 减速器 Gearhead 0.55kg

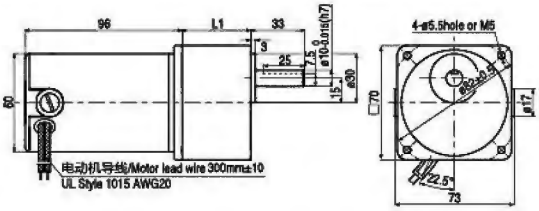

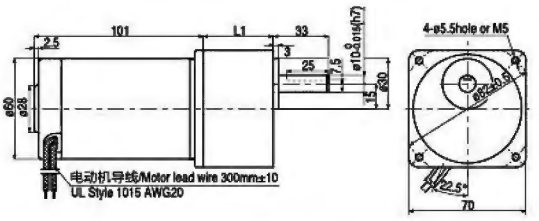

电动机型号 Motor Model	减速器型号 Gearhead Model	减速比 Gear Ratio	L1
Z3D25-12GN Z3DW25-12GN Z3D25-24GN Z3DW25-24GN Z3D25-90GN Z3DW25-90GN	3GN□K	3~18	32
		25~200	42

- 减速器型号的□中为减速比的数值
- Enter the gear ratio in the box (□) within the model name

●键·键槽（减速器附件）
Key·keyway (The key is included with the gearhead)

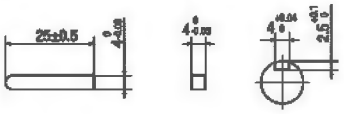

●圆轴型的转轴部分Shaft Section of Round Shaft Type

除重量及轴部外，电动机外形与齿轮轴型相同
Excluding weight and the shaft section Motor shape are the same as those of the pinion shaft

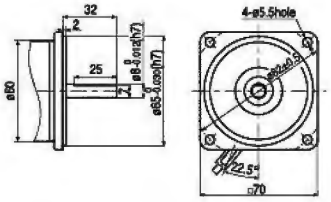

●中间减速器 Mid-gearbox

可安装在GN齿轮轴型上
Can be connected to GN pinion Shaft type 3GN10XK
重量 Weight: 0.31kg

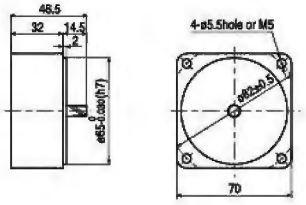

YKA TRANSMISSION MACHINE 宜嘉·全球动力专家

直流电动机 DC MOTORS

25W

□80mm

电机性能参数 MOTOR PERFORMANCE PARAMETERS

型号 Model	电压 Voltage V	输出功率 Out put Power W	空载参数No-load Parameters		负载参数Load Parameters			电刷寿命 Brush Life H	电机重量 Motr Weight Kg
			转速Speed r/min	电流Current A	转速Speed r/min	力矩Torque mN.m	电流Current A		
Z4D25-12□	12	25	3200	1.4 Max	3100	77	3.6	2000	1.7
Z4D25-24□	24	25	3000	0.7 Max	2850	84	1.7	2000	1.7
Z4D25-90□	90	25	3200	0.2 Max	3000	80	0.5	2000	1.7

●电机电压、功率及转速可在配件尺寸等条件允许下根据客户要求定制。

●Motor voltage, power and speed will be customized accrding to his requestment under the allowed circumstance of adoptable dimension.

种类 TYPE

●电动机 MOTOR

机型 Type	型号 Model	
	齿轮轴型 Pinion Shaft	圆轴型 Round Shaft
导线型 Lead Wire Type	Z4D25-12GN	Z4D25-12A
	Z4D25-24GN	Z4D25-24A
	Z4D25-90GN	Z4D25-90A

●平行轴减速器(另售) PARALLEL SHAFT GEARHEAD (SOLD SEPARATELY)

减速器种类 Gearhead Type	减速器型号 Gearhead Model	减速比 Gear Ratio
长寿命·低噪音 Long Life · Low Noise	4GN□K	3、3.6、5、6、7.5、9、12.5、15、18、25、30、36、50、60、75、90、100、120、150、180、200
	4GN10XK(中间减速器Mid-gearbox)	

●减速器型号的□中为减速比的数值 ●Enter the gear ratio in the box (□) within the model name

● 电机特性曲线 Characteristic Curve of Motor

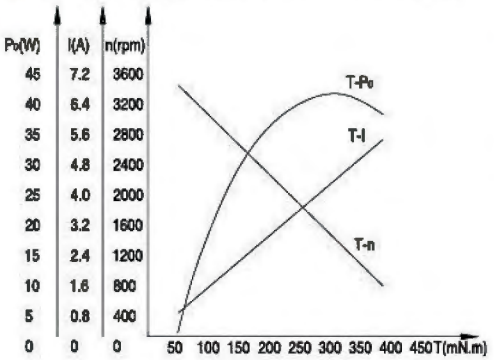

● 电机接线图 Wiring Diagram of Motor

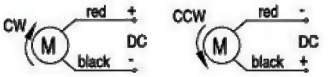

●标准引出线长度: 300mm±10,型号: UL1015 规格: AWG16;电机引出先长度，型号在配件尺寸等条件允许的情况下可根据客户需求定制

●Standard length of lead wire: 300mm±10, model: UL1015 type: AWG16; lead wire length, model will be customerised by dient requestmant under allowed circumstance of adoptable dimension

■装有减速器时的容许转矩
ALLOWABLE TORQUE WHEN BEING WITH GEARHEAD

- 减速器・中间减速器另售
- 减速器型号的□中为减速比的数值。
- □色表示与电动机同一方向运转，其他则为相反方向。
- 转速是以电动机的额定转速为基准除以减速比而算出来的数值。实际转速将随负载大小变化而比所示数值减少2%~20%左右。
- 希望以大于下表的减速比进行进一步减速时，可在电动机与减速器之间安装减速比为10的中间减速器。这时的容许转矩为8N·m
- Gearhead and mid-gearbox can be sold separately.
- Enter the gear ratio in the box (□) within the model name.
- □ Indicates the same rotating direction of the motor while the others rotate in the opposite direction.
- The speed is calculated by dividing the motor's synchronous speed by the gear ratio. The actual speed is 2%~20% less than the displayed value, depending on the size of the load.
- To reduce the speed beyond the gear ratio in the table, attach a mid-gearbox (gear ratio: 10) between the gearhead and motor. In that case, the permissible torque is 6N·m.

容许力矩单位 Allowance Torque Unit：上段 Upside（N.m）/下段 Belowside（kgf.cm）

机型Type	减速比Gear Ratio	3	3.6	5	6	7.5	9	12.5	15	18	25	30	36	50	60	75	90	100	120	150	180	200
	转速Speed r/min	950	791	570	475	380	316	228	190	158	114	95	79	57	47	38	31	28	23	19	15	14
Z4D25-24GN	4GN□K	0.20	0.24	0.33	0.41	0.50	0.61	0.84	1.01	1.22	1.52	1.83	2.20	3.05	3.31	4.14	4.97	5.52	6.63	8.0	8.0	8.0
		2.07	2.49	3.46	4.15	5.19	6.23	8.65	10.3	12.4	15.6	18.7	22.4	31.2	33.8	42.3	50.7	56.4	67.7	80	80	80

■容许悬挂负载・容许轴向负载
PERMISSIBLE OVERHUNG LOAD AND THRUST LOAD

电动机（圆轴型）→217页　　Motor (Round Shaft) →P217
减速器→217页　　Gearhead→P217

■减速器的容许负载惯性惯量J
PERMISSIBLE LOAD INERTIA J FOR GEARHEAD

→218页→P218

■外形图（单位 mm）DIMENSIONS(Unit mm)

减速器附有安装用螺丝 Mounting screws are included with gearhead.

●导线型 Lead wiring Type

重量 Weight: 电动机 Motor 1.7kg 减速器 Gearhead 0.80kg

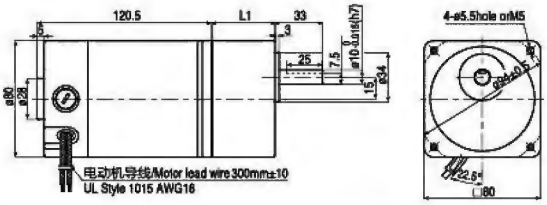

电动机型号 Motor Model	减速器型号 Gearhead Model	减速比 Gear Ratio	L1
Z4D25-12GN	4GN□K	3~18	32
Z4D25-24GN			
Z4D25-90GN		25~200	43.5

- 减速器型号的□中为减速比的数值
- Enter the gear ratio in the box (□) within the model name

●键·键槽（减速器附件）
Key·keyway (The key is included with the gearhead)

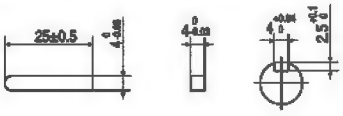

●圆轴型的转轴部分Shaft Section of Round Shaft Type

除重量及轴部外，电动机外形与齿轮型相同
Excluding weight and the shaft section Motor shape are the same as those of the pinion shaft

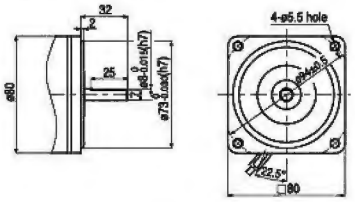

●中间减速器 Mid-gearbox

可安装在GN齿轮轴型上
Can be connected to GN pinion Shaft type 4GN10XK
重量 Weight: 0.41kg

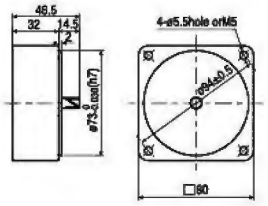

YKA TRANSMISSION MACHINE 宜嘉·全球动力专家

直流电动机 DC MOTORS

40W

□80mm

电机性能参数 MOTOR PERFORMANCE PARAMETERS

型号 Model	电压 Voltage V	输出功率 Out put Power W	空载参数No-load Parameters		负载参数Load Parameters			电刷寿命 Brush Life H	电机重量 Motr Weight Kg
			转速Speed r/min	电流Current A	转速Speed r/min	力矩Torque mN.m	电流Current A		
Z4D40-12□	12	40	3100	2.0 Max	2800	136	5.2	2000	1.8
Z4D40-24□	24	40	3100	0.8 Max	3000	127	2.1	2000	1.8
Z4D40-90□	90	40	3200	0.3 Max	3000	127	0.7	2000	1.8

●电机电压、功率及转速可在配件尺寸等条件允许下根据客户要求定制。

●Motor voltage, power and speed will be customized accrding to his requestment under the allowed circumstance of adoptable dimension.

种类 TYPE

●电动机 MOTOR

机型 Type	型号 Model	
	齿轮轴型 Pinion Shaft	圆轴型 Round Shaft
导线型 Lead Wire Type	Z4D40-12GN	Z4D25-12A
	Z4D40-24GN	Z4D25-24A
	Z4D40-90GN	Z4D25-90A

●平行轴减速器(另售) PARALLEL SHAFT GEARHEAD (SOLD SEPARATELY)

减速器种类 Gearhead Type	减速器型号 Gearhead Model	减速比 Gear Ratio
长寿命·低噪音 Long Life · Low Noise	4GN□K	3、3.6、5、6、7.5、9、12.5、15、18、25、30、36、50、60、75、90、100、120、150、180、200
	4GN10XK(中间减速器Mid-gearbox)	

●减速器型号的□中为减速比的数值 ●Enter the gear ratio in the box (□) within the model name

● 电机特性曲线 Characteristic Curve of Motor

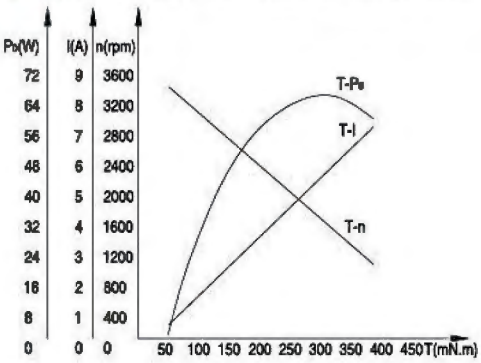

● 电机接线图 Wiring Diagram of Motor

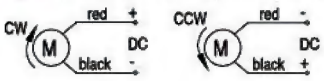

●标准引出线长度: 300mm±10,型号: UL1015 规格: AWG16;电机引出先长度，型号在配件尺寸等条件允许的情况下可根据客户需求定制

●Stanclard length of lead wire: 300mm±10, model: UL1015 type: AWG16; lead wire length, model will be customerised by dient requestmant under allowed circumstamce of adoptable dimension

■装有减速器时的容许转矩
ALLOWABLE TORQUE WHEN BEING WITH GEARHEAD

●减速器・中间减速器另售
●减速器型号的□中为减速比的数值。
● □色表示与电动机同一方向运转，其他则为相反方向。
●转速是以电动机的额定转速为基准除以减速比而算出来的数值。实际转速将随负载大小变化而比所示数值减少2%~20%左右。
●希望以大于下表的减速比进行进一步减速时，可在电动机与减速器之间安装减速比为10的中间减速器。这时的容许转矩为8N·m
●Gearhead and mid-gearbox can be sold separately.
●Enter the gear ratio in the box (□) within the model name.
● □ Indicates the same rotating direction of the motor while the others rotate in the opposite direction.
●The speed is calculated by dividing the motor's synchronous speed by the gear ratio. The actual speed is 2%~20% less than the displayed value, depending on the size of the load.
●To reduce the speed beyond the gear ratio in the table, attach a mid-gearbox (gear ratio: 10) between the gearhead and motor. In that case, the permissible torque is 6N·m.

容许力矩单位 Allowance Torque Unit：上段 Upside（N.m）/下段 Belowside（kgf.cm）

机型Type	减速比Gear Ratio	3	3.6	5	6	7.5	9	12.5	15	18	25	30	36	50	60	75	90	100	120	150	180	200
	转速Speed r/min	1000	833	600	500	400	333	240	200	166	120	100	83	60	50	40	33	30	25	20	16	15
Z4D40-24GN	4GN□K	0.30	0.37	0.51	0.61	0.77	0.92	1.28	1.54	1.85	2.32	2.78	3.34	4.64	5.04	6.30	7.56	7.84	8.0	8.0	8.0	8.0
		3.15	3.78	5.26	6.31	7.89	9.47	13.1	15.7	18.9	23.7	28.4	34.1	47.4	51.4	64.3	77.1	80	80	80	80	80

■容许悬挂负载・容许轴向负载
PERMISSIBLE OVERHUNG LOAD AND THRUST LOAD

电动机（圆轴型）→217页　　Motor (Round Shaft) →P217
减速器→217页　　Gearhead→P217

■减速器的容许负载惯性惯量J
PERMISSIBLE LOAD INERTIA J FOR GEARHEAD

→218页→P218

■外形图（单位 mm）DIMENSIONS(Unit mm)

减速器附有安装用螺丝 Mounting screws are included with gearhead.

●导线型 Lead wiring Type

重量 Weight: 电动机 Motor 1.8kg 减速器 Gearhead 0.80kg

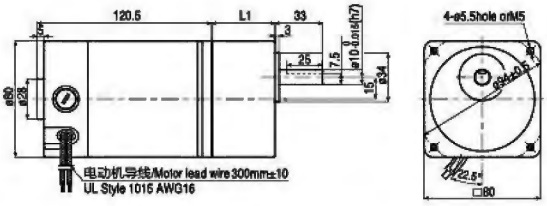

电动机型号 Motor Model	减速器型号 Gearhead Model	减速比 Gear Ratio	L1
Z4D25-12GN	4GN□K	3~18	32
Z4D25-24GN			
Z4D25-90GN		25~200	43.5

●减速器型号的□中为减速比的数值
●Enter the gear ratio in the box (□) within the model name

●键·键槽（减速器附件）
Key·keyway (The key is included with the gearhead)

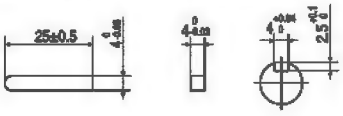

●圆轴型的转轴部分Shaft Section of Round Shaft Type

除重量及轴部外，电动机外形与齿轮轴型相同
Excluding weight and the shaft section Motor shape are the same as those of the pinion shaft

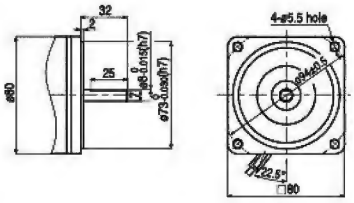

●中间减速器 Mid-gearbox

可安装在GU齿轮轴型上
Can be connected to GN pinion Shaft type 4GN10XK
重量 Weight: 0.41kg

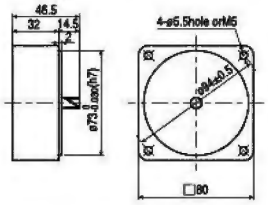

YKA TRANSMISSION MACHINE 宜嘉·全球动力专家

直流电动机 DC MOTORS

40W

□90mm

电机性能参数 MOTOR PERFORMANCE PARAMETERS

型号 Model	电压 Voltage V	输出功率 Out put Power W	空载参数No-load Parameters		负载参数Load Parameters			电刷寿命 Brush Life H	电机重量 Motr Weight Kg
			转速Speed r/min	电流Current A	转速Speed r/min	力矩Torque mN.m	电流Current A		
Z5D40-12□	12	40	3100	2.0 Max	2800	136	5.2	2000	1.9
Z5D40-24□	24	40	3000	1.0 Max	2800	136	2.2	2000	1.9
Z5D40-90□	90	40	3200	0.3 Max	3000	127	0.7	2000	1.9

●电机电压、功率及转速可在配件尺寸等条件允许下根据客户要求定制。

●Motor voltage, power and speed will be customized accrding to his requestment under the allowed circumstance of adoptable dimension.

种类 TYPE

●电动机 MOTOR

机型 Type	型号 Model	
	齿轮轴型 Pinion Shaft	圆轴型 Round Shaft
导线型 Lead Wire Type	Z5D40-12GN	Z5D40-12A
	Z5D40-24GN	Z5D40-24A
	Z5D40-90GN	Z5D40-90A

●平行轴减速器(另售) PARALLEL SHAFT GEARHEAD (SOLD SEPARATELY)

减速器种类 Gearhead Type	减速器型号 Gearhead Model	减速比 Gear Ratio
长寿命·低噪音 Long Life · Low Noise	5GN□K	3、3.6、5、6、7.5、9、12.5、15、18、25、30、36、50、60、75、90、100、120、150、180、200
	5GN10XK (中间减速器Mid-gearbox)	

●减速器型号的□中为减速比的数值 ●Enter the gear ratio in the box (□) within the model name

● 电机特性曲线 Characteristic Curve of Motor

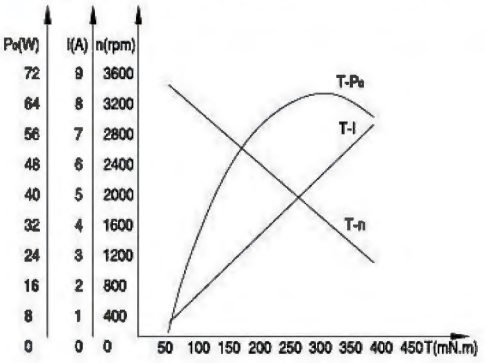

● 电机接线图 Wiring Diagram of Motor

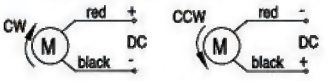

●标准引出线长度: 300mm±10,型号: UL1015 规格: AWG16;电机引出先长度，型号在配件尺寸等条件允许的情况下可根据客户需求定制

●Standard length of lead wire: 300mm±10, model: UL1015 type: AWG16; lead wire length, model will be customerised by dient requestmant under allowed circumstamce of adoptable dimension

■装有减速器时的容许转矩
ALLOWABLE TORQUE WHEN BEING WITH GEARHEAD

- ●减速器・中间减速器另售
- ●减速器型号的□中为减速比的数值。
- ● □ 色表示与电动机同一方向运转，其他则为相反方向。
- ●转速是以电动机的额定转速为基准除以减速比而算出来的数值。实际转速将随负载大小变化而比所示数值减少2%~20%左右。
- ●希望以大于下表的减速比进行进一步减速时，可在电动机与减速器之间安装减速比为10的中间减速器。这时的容许转矩为10N·m
- ●Gearhead and mid-gearbox can be sold separately.
- ●Enter the gear ratio in the box (□) within the model name.
- ● □ Indicates the same rotating direction of the motor while the others rotate in the opposite direction.
- ●The speed is calculated by dividing the motor's synchronous speed by the gear ratio. The actual speed is 2%~20% less than the displayed value, depending on the size of the load.
- ●To reduce the speed beyond the gear ratio in the table, attach a mid-gearbox (gear ratio: 10) between the gearhead and motor. In that case, the permissible torque is 10N·m.

容许力矩单位 Allowance Torque Unit：上段 Upside（N.m）/下段 Belowside（kgf.cm）

机型Type	减速比Gear Ratio	3	3.6	5	6	7.5	9	12.5	15	18	25	30	36	50	60	75	90	100	120	150	180	200
	转速Speed r/min	933	777	560	466	373	311	224	186	155	112	93	77	56	46	37	31	28	23	18	15	14
Z5D40-24GN	5GN□K	0.33	0.39	0.55	0.66	0.82	0.99	1.38	1.65	1.98	2.48	2.98	3.58	4.50	5.40	6.75	8.10	9.00	10.0	10.0	10.0	10.0
		3.37	4.05	5.63	6.76	8.45	10.1	14.1	16.9	20.2	25.4	30.4	36.5	45.9	55.1	68.9	82.6	91.8	100	100	100	100

■容许悬挂负载・容许轴向负载
PERMISSIBLE OVERHUNG LOAD AND THRUST LOAD

电动机（圆轴型）→217页　　Motor (Round Shaft) →P217
减速器→217页　　Gearhead→P217

■减速器的容许负载惯性惯量J
PERMISSIBLE LOAD INERTIA J FOR GEARHEAD

→218页→P218

■外形图（单位 mm）DIMENSIONS(Unit mm)

减速器附有安装用螺丝 Mounting screws are included with gearhead.

●导线型 Lead wiring Type

重量 Weight: 电动机 Motor 1.8kg 减速器 Gearhead 0.80kg

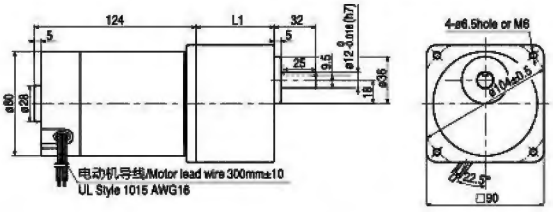

电动机型号 Motor Model	减速器型号 Gearhead Model	减速比 Gear Ratio	L1
Z5D40-12GN	5GN□K	3~18	42
Z5D40-24GN			
Z5D40-90GN		25~200	60

- ●减速器型号的□中为减速比的数值
- ●Enter the gear ratio in the box (□) within the model name

●键·键槽（减速器附件）
Key·keyway (The key is included with the gearhead)

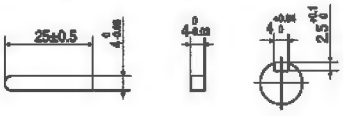

●圆轴型的转轴部分Shaft Section of Round Shaft Type

除重量及轴部外，电动机外形与齿轮型相同
Excluding weight and the shaft section Motor shape are the same as those of the pinion shaft

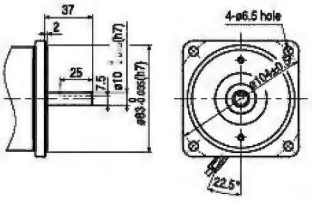

●中间减速器 Mid-gearbox

可安装在GU齿轮轴型上
Can be connected to GN pinion Shaft type 5GN10XK
重量 Weight: 0.6kg

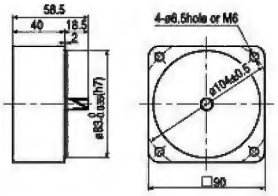

YKA TRANSMISSION MACHINE 宜嘉·全球动力专家

直流电动机 DC MOTORS

60W

□90mm

电机性能参数 MOTOR PERFORMANCE PARAMETERS

型号 Model	电压 Voltage V	输出功率 Out put Power W	空载参数No-load Parameters		负载参数Load Parameters			电刷寿命 Brush Life H	电机重量 Motr Weight Kg
			转速Speed r/min	电流Current A	转速Speed r/min	力矩Torque mN.m	电流Current A		
Z5D60-12□	12	60	3000	2.0 Max	2600	220	9.0	2000	2.2
Z5D60-24□	24	60	3100	1.0 Max	2800	205	3.5	2000	2.2
Z5D60-90□	90	60	3100	0.3 Max	2900	198	1.0	2000	2.2

●电机电压、功率及转速可在配件尺寸等条件允许下根据客户要求定制。

●Motor voltage, power and speed will be customized accrding to his requestment under the allowed circumstance of adoptable dimension.

种类 TYPE

●电动机 MOTOR

机型 Type	型号 Model	
	齿轮轴型 Pinion Shaft	圆轴型 Round Shaft
导线型 Lead Wire Type	Z5D60-12GU	Z5D60-12A
	Z5D60-24GU	Z5D60-24A
	Z5D60-90GU	Z5D60-90A

●平行轴减速器(另售) PARALLEL SHAFT GEARHEAD (SOLD SEPARATELY)

减速器种类 Gearhead Type	减速器型号 Gearhead Model	减速比 Gear Ratio
长寿命·低噪音 Long Life · Low Noise	5GU□K(B)	3、3.6、5、6、7.5、9、12.5、15、18、25、30、36、50、60、75、90、100、120、150、180、200
	5GU10XK(中间减速器Mid-gearbox)	

●减速器型号的□中为减速比的数值 ●Enter the gear ratio in the box (□) within the model name

● 电机特性曲线 Characteristic Curve of Motor

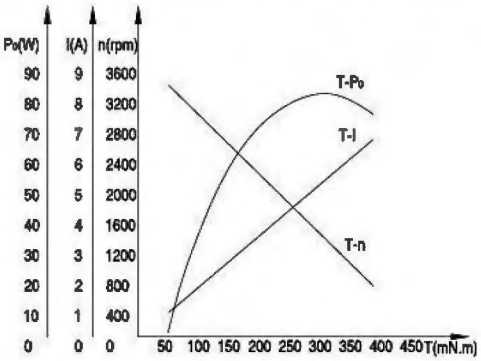

● 电机接线图 Wiring Diagram of Motor

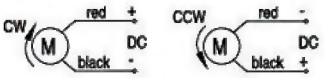

●标准引出线长度: 300mm±10,型号: UL1015 规格: AWG16;电机引出先长度，型号在配件尺寸等条件允许的情况下可根据客户需求定制

●Stanclard length of lead wire: 300mm±10, model: UL1015 type: AWG16; lead wire length, model will be customerised by dient requestmant under allowed circumstamce of adoptable dimension

■装有减速器时的容许转矩
ALLOWABLE TORQUE WHEN BEING WITH GEARHEAD

- 减速器・中间减速器另售
- 减速器型号的□中为减速比的数值。
- ▭ 色表示与电动机同一方向运转，其他则为相反方向。
- 转速是以电动机的额定转速为基准除以减速比而算出来的数值。实际转速将随负载大小变化而比所示数值减少2%~20%左右。
- 希望以大于下表的减速比进行进一步减速时，可在电动机与减速器之间安装减速比为10的中间减速器。这时的容许转矩为20N·m
- Gearhead and mid-gearbox can be sold separately.
- Enter the gear ratio in the box (□) within the model name.
- ▭ Indicates the same rotating direction of the motor while the others rotate in the opposite direction.
- The speed is calculated by dividing the motor's synchronous speed by the gear ratio. The actual speed is 2%~20% less than the displayed value, depending on the size of the load.
- To reduce the speed beyond the gear ratio in the table, attach a mid-gearbox (gear ratio: 10) between the gearhead and motor. In that case, the permissible torque is 20N·m.

容许力矩单位 Allowance Torque Unit：上段 Upside（N.m）/下段 Belowside（kgf.cm）

机型Type	减速比Gear Ratio	3	3.6	5	6	7.5	9	12.5	15	18	25	30	36	50	60	75	90	100	120	150	180	200
	转速Speed r/min	933	777	560	466	373	311	224	186	155	112	93	77	56	46	37	31	28	23	18	15	14
Z5D60-24GU	5GU□K(B)	0.49	0.59	0.82	0.99	1.24	1.49	1.86	2.24	2.68	3.37	4.05	4.86	6.75	8.10	10.1	10.8	12.0	14.4	18.1	20.0	20.0
		5.07	6.08	8.45	10.1	12.6	15.2	19.0	22.8	27.4	34.3	41.3	49.6	68.9	82.6	103	110	123	147	184	200	200

■容许悬挂负载・容许轴向负载
PERMISSIBLE OVERHUNG LOAD AND THRUST LOAD

电动机（圆轴型）→217页　　Motor (Round Shaft) →P217
减速器→217页　　Gearhead→P217

■减速器的容许负载惯性惯量J
PERMISSIBLE LOAD INERTIA J FOR GEARHEAD

→218页→P218

■外形图（单位 mm）DIMENSIONS(Unit mm)

减速器附有安装用螺丝 Mounting screws are included with gearhead.

●导线型 Lead wiring Type

重量 Weight: 电动机 Motor 2.2kg 减速器 Gearhead 1.5kg

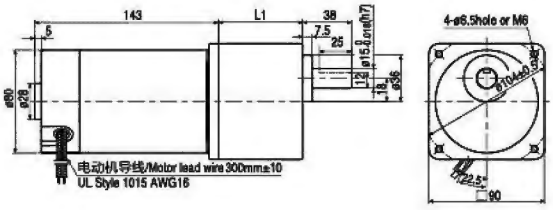

电动机型号 Motor Model	减速器型号 Gearhead Model	减速比 Gear Ratio	L1
Z5D60-12GU Z5D60-24GU Z5D60-90GU	5GU□K(B)	3~200	65.5

- 减速器型号的□中为减速比的数值
- Enter the gear ratio in the box (□) within the model name

●凸缘安装型减速器Flange Mounting Reducer

可安装在GU齿轮轴型上Can be Mounted on GU Type gear shaft 5GU□K
重量 Weight: 1.5kg

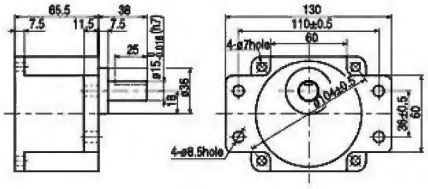

●键·键槽（减速器附件）

Key·keyway (The key is included with the gearhead)

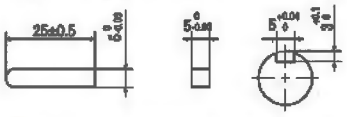

●圆轴型的转轴部分Shaft Section of Round Shaft Type

除重量及轴部外，电动机外形与齿轮型相同
Excluding weight and the shaft section Motor shape are the same as those of the pinion shaft

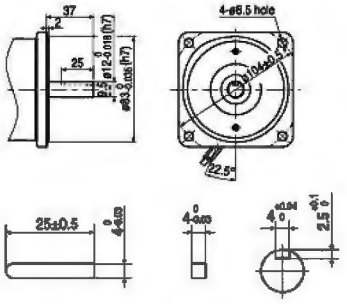

●中间减速器 Mid-gearbox

可安装在GU齿轮轴型上
Can be connected to GU pinion Shaft type 5GU10XK
重量 Weight: 0.65kg

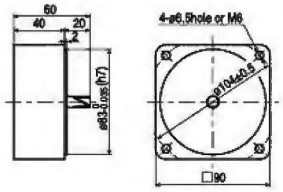

YKA TRANSMISSION MACHINE 宜嘉·全球动力专家

直流电动机 DC MOTORS

90W

□90mm

电机性能参数 MOTOR PERFORMANCE PARAMETERS

型号 Model	电压 Voltage V	输出功率 Out put Power W	空载参数No-load Parameters		负载参数Load Parameters			电刷寿命 Brush Life H	电机重量 Motr Weight Kg
			转速Speed r/min	电流Current A	转速Speed r/min	力矩Torque mN.m	电流Current A		
Z5D90-12□	12	90	3100	2.0 Max	2600	330	12.0	2000	2.2
Z5D90-24□	24	90	2800	1.0 Max	2800	307	5.0	2000	2.2
Z5D90-90□	90	90	2900	0.3 Max	2900	307	1.4	2000	2.2

●电机电压、功率及转速可在配件尺寸等条件允许下根据客户要求定制。

●Motor voltage, power and speed will be customized accrding to his requestment under the allowed circumstance of adoptable dimension.

种类 TYPE

●电动机 MOTOR

机型 Type	型号 Model	
	齿轮轴型 Pinion Shaft	圆轴型 Round Shaft
导线型 Lead Wire Type	Z5D90-12GU	Z5D90-12A
	Z5D90-24GU	Z5D90-24A
	Z5D90-90GU	Z5D90-90A

●平行轴减速器(另售) PARALLEL SHAFT GEARHEAD (SOLD SEPARATELY)

减速器种类 Gearhead Type	减速器型号 Gearhead Model	减速比 Gear Ratio
长寿命·低噪音 Long Life · Low Noise	5GU□K(B)	3、3.6、5、6、7.5、9、12.5、15、18、25、30、36、50、60、75、90、100、120、150、180、200
	5GU10XK (中间减速器Mid-gearbox)	

●减速器型号的□中为减速比的数值 ●Enter the gear ratio in the box (□) within the model name

● 电机特性曲线 Characteristic Curve of Motor

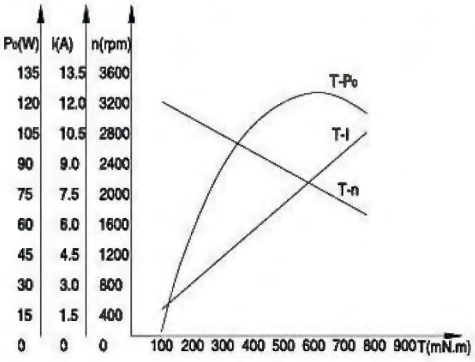

● 电机接线图 Wiring Diagram of Motor

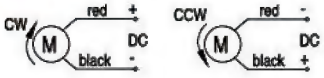

●标准引出线长度: 300mm±10,型号: UL1015 规格: AWG16;电机引出先长度，型号在配件尺寸等条件允许的情况下可根据客户需求定制

●Stanclard length of lead wire: 300mm±10, model: UL1015 type: AWG16; lead wire length, model will be customerised by dient requestmant under allowed circumstamce of adoptable dimension

■装有减速器时的容许转矩
ALLOWABLE TORQUE WHEN BEING WITH GEARHEAD

- 减速器・中间减速器另售
- 减速器型号的□中为减速比的数值。
- ▭ 色表示与电动机同一方向运转，其他则为相反方向。
- 转速是以电动机的额定转速为基准除以减速比而算出来的数值。实际转速将随负载大小变化而比所示数值减少2%~20%左右。
- 希望以大于下表的减速比进行进一步减速时，可在电动机与减速器之间安装减速比为10的中间减速器。这时的容许转矩为20N·m
- Gearhead and mid-gearbox can be sold separately.
- Enter the gear ratio in the box (□) within the model name.
- ▭ Indicates the same rotating direction of the motor while the others rotate in the opposite direction.
- The speed is calculated by dividing the motor's synchronous speed by the gear ratio. The actual speed is 2%~20% less than the displayed value, depending on the size of the load.
- To reduce the speed beyond the gear ratio in the table, attach a mid-gearbox (gear ratio: 10) between the gearhead and motor. In that case, the permissible torque is 20N·m.

容许力矩单位 Allowance Torque Unit：上段 Upside（N.m）/下段 Belowside（kgf.cm）

机型Type	减速比Gear Ratio	3	3.6	5	6	7.5	9	12.5	15	18	25	30	36	50	60	75	90	100	120	150	180	200
	转速Speed r/min	933	777	560	466	373	311	224	186	155	112	93	77	56	46	37	31	28	23	18	15	14
Z5D90-24GU	5GU□K(B)	0.74	0.89	1.24	1.49	1.86	2.23	2.80	3.36	4.03	5.06	6.07	7.29	10.1	12.1	15.1	16.2	18.1	20.0	20.0	20.0	20.0
		7.61	9.13	12.6	15.2	19.1	22.8	28.5	34.2	41.1	51.6	62.0	74.4	103	124	155	166	184	200	200	200	200

■容许悬挂负载・容许轴向负载
PERMISSIBLE OVERHUNG LOAD AND THRUST LOAD

电动机（圆轴型）→217页　　Motor (Round Shaft) →P217
减速器→217页　　Gearhead→P217

■减速器的容许负载惯性惯量J
PERMISSIBLE LOAD INERTIA J FOR GEARHEAD

→218页→P218

■外形图（单位 mm）DIMENSIONS(Unit mm)

减速器附有安装用螺丝 Mounting screws are included with gearhead.

●导线型 Lead wiring Type

重量 Weight: 电动机 Motor: 2.2kg 减速器 Gearhead 1.5kg

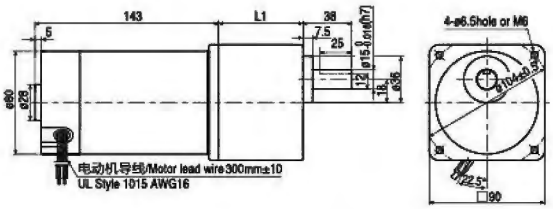

电动机型号 Motor Model	减速器型号 Gearhead Model	减速比 Gear Ratio	L1
Z5D90-12GU Z5D90-24GU Z5D60-90GU	5GU□K(B)	3~200	65.5

- 减速器型号的□中为减速比的数值
- Enter the gear ratio in the box (□) within the model name

●凸缘安装型减速器Flange Mounting Reducer

可安装在GU齿轮轴型上Can be Mounted on GU Type gear shaft 5GU□K
重量 Weight: 1.5kg

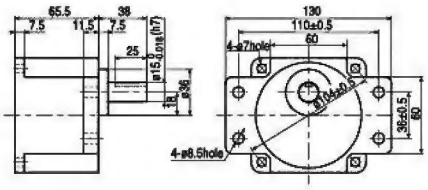

●键·键槽（减速器附件）

Key·keyway (The key is included with the gearhead)

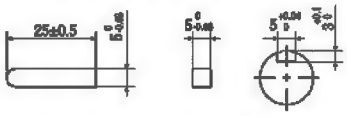

●圆轴型的转轴部分Shaft Section of Round Shaft Type

除重量及轴部外，电动机外形与齿轮型相同
Excluding weight and the shaft section Motor shape are the same as those of the pinion shaft

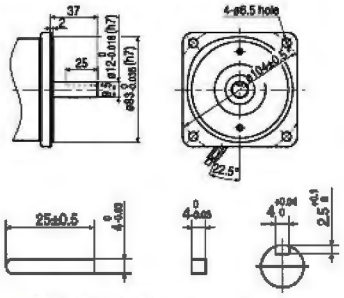

●中间减速器 Mid-gearbox

可安装在GU齿轮轴型上
Can be connected to GU pinion Shaft type 5GU10XK
重量 Weight: 0.65kg

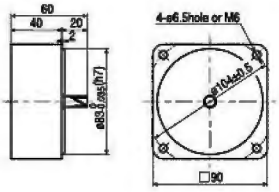

直流电动机 DC MOTORS

120W

□90mm

电机性能参数 MOTOR PERFORMANCE PARAMETERS

型号 Model	电压 Voltage V	输出功率 Out put Power W	空载参数No-load Parameters		负载参数Load Parameters			电刷寿命 Brush Life H	电机重量 Motr Weight Kg
			转速Speed r/min	电流Current A	转速Speed r/min	力矩Torque mN.m	电流Current A		
Z5D120-12□	12	120	3100	2.0 Max	2500	458	15.0	2000	2.2
Z5D120-24□	24	120	3200	1.2 Max	2600	441	7.0	2000	2.2
Z5D120-90□	90	120	3000	0.3 Max	2600	441	2.0	2000	2.2

●电机电压、功率及转速可在配件尺寸等条件允许下根据客户要求定制。

●Motor voltage, power and speed will be customized accrding to his requestment under the allowed circumstance of adoptable dimension.

种类 TYPE

●电动机 MOTOR

机型 Type	型号 Model	
	齿轮轴型 Pinion Shaft	圆轴型 Round Shaft
导线型 Lead Wire Type	Z5D120-12GU	Z5D120-12A
	Z5D120-24GU	Z5D120-24A
	Z5D120-90GU	Z5D120-90A

●平行轴减速器(另售) PARALLEL SHAFT GEARHEAD (SOLD SEPARATELY)

减速器种类 Gearhead Type	减速器型号 Gearhead Model	减速比 Gear Ratio
长寿命·低噪音 Long Life · Low Noise	5GU□K(B)	3、3.6、5、6、7.5、9、12.5、15、18、25、30、36、50、60、75、90、100、120、150、180、200
	5GU10XK (中间减速器Mid-gearbox)	

●减速器型号的□中为减速比的数值 ●Enter the gear ratio in the box (□) within the model name

● 电机特性曲线 Characteristic Curve of Motor

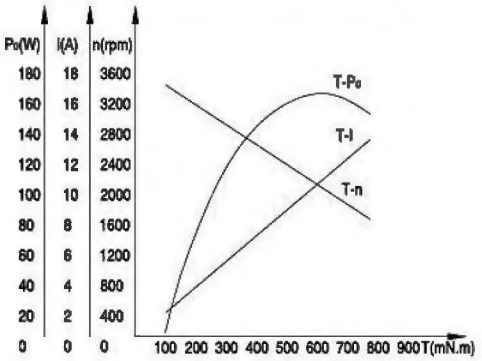

● 电机接线图 Wiring Diagram of Motor

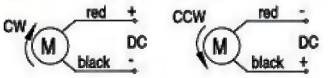

●标准引出线长度: 300mm±10,型号: UL1015 规格: AWG16;电机引出先长度，型号在配件尺寸等条件允许的情况下可根据客户需求定制

●Stanclard length of lead wire: 300mm±10, model: UL1015 type: AWG16; lead wire length, model will be customerised by dient requestmant under allowed circumstamce of adoptable dimension

■装有减速器时的容许转矩
ALLOWABLE TORQUE WHEN BEING WITH GEARHEAD

- ●减速器・中间减速器另售
- ●减速器型号的□中为减速比的数值。
- ● □ 色表示与电动机同一方向运转，其他则为相反方向。
- ●转速是以电动机的额定转速为基准除以减速比而算出来的数值。实际转速将随负载大小变化而比所示数值减少2%~20%左右。
- ●希望以大于下表的减速比进行进一步减速时，可在电动机与减速器之间安装减速比为10的中间减速器。这时的容许转矩为20N·m
- ●Gearhead and mid-gearbox can be sold separately.
- ●Enter the gear ratio in the box (□) within the model name.
- ● □ Indicates the same rotating direction of the motor while the others rotate in the opposite direction.
- ●The speed is calculated by dividing the motor's synchronous speed by the gear ratio. The actual speed is 2%~20% less than the displayed value, depending on the size of the load.
- ●To reduce the speed beyond the gear ratio in the table, attach a mid-gearbox (gear ratio: 10) between the gearhead and motor. In that case, the permissible torque is 20N·m.

容许力矩单位 Allowance Torque Unit：上段 Upside（N.m）/下段 Belowside（kgf.cm）

机型Type	减速比Gear Ratio	3	3.6	5	6	7.5	9	12.5	15	18	25	30	36	50	60	75	90	100	120	150	180	200
	转速Speed r/min	933	777	520	433	346	288	206	173	144	104	82	72	62	43	34	28	26	21	17	14	13
Z5D90-24GU	5GU□K(B)	1.07	1.28	1.78	2.14	2.67	3.21	4.02	4.82	5.79	7.27	8.72	10.4	14.5	17.4	20.0	20.0	20.0	20.0	20.0	20.0	20.0
		10.9	13.1	18.2	21.8	27.3	32.7	41.1	49.2	59.1	74.2	89.1	106	148	178	200	200	200	200	200	200	200

■容许悬挂负载・容许轴向负载
PERMISSIBLE OVERHUNG LOAD AND THRUST LOAD

电动机（圆轴型）→217页　　Motor (Round Shaft) →P217
减速器→217页　　Gearhead→P217

■减速器的容许负载惯性惯量J
PERMISSIBLE LOAD INERTIA J FOR GEARHEAD

→218页→P218

■外形图（单位 mm）DIMENSIONS(Unit mm)

减速器附有安装用螺丝 Mounting screws are included with gearhead.

●导线型 Lead wiring Type

重量 Weight: 电动机 Motor: 2.2kg 减速器 Gearhead: 1.5kg

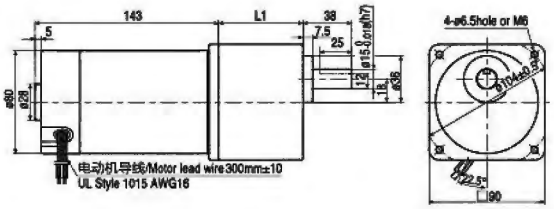

电动机型号 Motor Model	减速器型号 Gearhead Model	减速比 Gear Ratio	L1
Z5D120-12GU Z5D120-24GU Z5D120-90GU	5GU□K(B)	3~200	65.5

- ●减速器型号的□中为减速比的数值
- ●Enter the gear ratio in the box (□) within the model name

●凸缘安装型减速器Flange Mounting Reducer

可安装在GU齿轮轴型上Can be Mounted on GU Type gear shaft 5GU□K
重量 Weight: 1.5kg

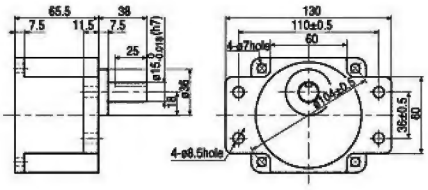

●键·键槽（减速器附件）

Key·keyway (The key is included with the gearhead)

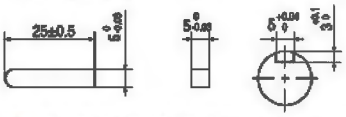

●圆轴型的转轴部分Shaft Section of Round Shaft Type

除重量及轴部外，电动机外形与齿轮型相同
Excluding weight and the shaft section Motor shape are the same as those of the pinion shaft

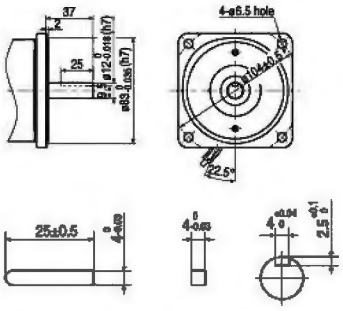

●中间减速器 Mid-gearbox

可安装在GU齿轮轴型上
Can be connected to GU pinion Shaft type 5GU10XK
重量 Weight: 0.65kg

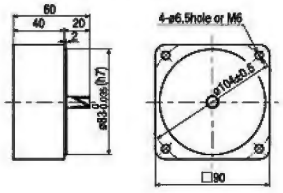

直流电动机 DC MOTORS

250W

□90mm

电机性能参数 MOTOR PERFORMANCE PARAMETERS

型号 Model	电压 Voltage V	输出功率 Out put Power W	空载参数No-load Parameters		负载参数Load Parameters			电刷寿命 Brush Life H	电机重量 Motr Weight Kg
			转速Speed r/min	电流Current A	转速Speed r/min	力矩Torque mN.m	电流Current A		
Z55D250-24□	24	250	3400	3.0 Max	3000	796	16.0	2000	3.2
Z55D250-90□	90	250	3300	1.2 Max	3000	796	4.2	2000	3.2
Z55D250-220□	220	250	3300	0.9 Max	3000	796	2.2	2000	3.2

●电机电压、功率及转速可在配件尺寸等条件允许下根据客户要求定制。

●Motor voltage, power and speed will be customized accrding to his requestment under the allowed circumstance of adoptable dimension.

种类 TYPE

●电动机 MOTOR

机型 Type	型号 Model	
	齿轮轴型 Pinion Shaft	圆轴型 Round Shaft
导线型 Lead Wire Type	Z55D250-24GU	Z5D250-24A
	Z55D250-90GU	Z5D250-90A
	Z55D250-220GU	Z5D250-220A

●平行轴减速器(另售) PARALLEL SHAFT GEARHEAD (SOLD SEPARATELY)

减速器种类 Gearhead Type	减速器型号 Gearhead Model	减速比 Gear Ratio
长寿命·低噪音 Long Life · Low Noise	5GU□K(B)	3、3.6、5、6、7.5、9、12.5、15、18、25、30、36、50、60、75、90、100、120、150、180、200
	5GU10XK(中间减速器Mid-gearbox)	

●减速器型号的□中为减速比的数值 ●Enter the gear ratio in the box (□) within the model name

● 电机特性曲线 Characteristic Curve of Motor

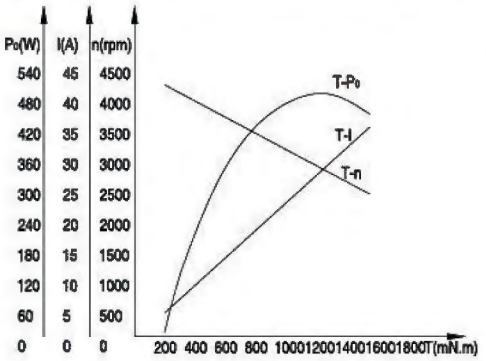

● 电机接线图 Wiring Diagram of Motor

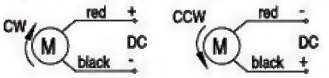

●标准引出线长度: 300mm±10,型号: UL1015 规格: AWG14;电机引出先长度，型号在配件尺寸等条件允许的情况下可根据客户需求定制

●Stanclard length of lead wire: 300mm±10, model: UL1015 type: AWG14; lead wire length, model will be customerised by dient requestmant under allowed circumstamce of adoptable dimension

■装有减速器时的容许转矩
ALLOWABLE TORQUE WHEN BEING WITH GEARHEAD

- 减速器・中间减速器另售
- 减速器型号的□中为减速比的数值。
- □色表示与电动机同一方向运转，其他则为相反方向。
- 转速是以电动机的额定转速为基准除以减速比而算出来的数值。实际转速将随负载大小变化而比所示数值减少2%~20%左右。
- 希望以大于下表的减速比进行进一步减速时，可在电动机与减速器之间安装减速比为10的中间减速器。这时的容许转矩为20N·m
- Gearhead and mid-gearbox can be sold separately.
- Enter the gear ratio in the box (□) within the model name.
- □ Indicates the same rotating direction of the motor while the others rotate in the opposite direction.
- The speed is calculated by dividing the motor's synchronous speed by the gear ratio. The actual speed is 2%~20% less than the displayed value, depending on the size of the load.
- To reduce the speed beyond the gear ratio in the table, attach a mid-gearbox (gear ratio: 10) between the gearhead and motor. In that case, the permissible torque is 20N·m.

容许力矩单位 Allowance Torque Unit：上段 Upside（N.m）/下段 Belowside（kgf.cm）

机型Type	减速比Gear Ratio	3	3.6	5	6	7.5	9	12.5	15	18	25	30	36	50	60	75	90	100	120	150	180	200
	转速Speed r/min	1000	833	600	500	400	333	240	200	166	120	100	83	60	50	40	33	30	25	20	16	15
Z55D250-24GU	5GU□K(B)	1.93	2.32	3.22	3.86	4.83	5.80	7.20	8.70	10.4	13.1	15.7	18.9	20.0	20.0	20.0	20.0	20.0	20.0	20.0	20.0	20.0
		19.7	23.6	32.8	39.4	49.3	59.2	74.1	88.9	59.1	133	160	192	200	200	200	200	200	200	200	200	200

■容许悬挂负载・容许轴向负载
PERMISSIBLE OVERHUNG LOAD AND THRUST LOAD

电动机（圆轴型）→217页　　Motor (Round Shaft) →P217
减速器→217页　　Gearhead→P217

■减速器的容许负载惯性惯量J
PERMISSIBLE LOAD INERTIA J FOR GEARHEAD

→218页→P218

■外形图（单位 mm）DIMENSIONS(Unit mm)

减速器附有安装用螺丝 Mounting screws are included with gearhead.

●导线型 Lead wiring Type

重量 Weight: 电动机 Motor: 3.2kg 减速器 Gearhead 1.5kg

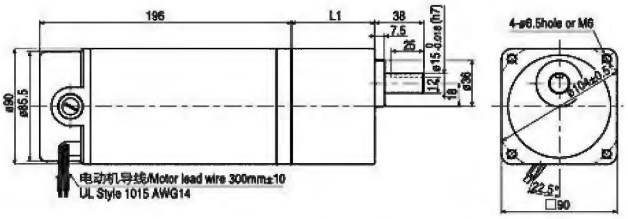

电动机型号 Motor Model	减速器型号 Gearhead Model	减速比 Gear Ratio	L1
Z55D250-24GU Z55D250-90GU Z55D250-220GU	5GU□K(B)	3~200	65.5

- 减速器型号的□中为减速比的数值
- Enter the gear ratio in the box (□) within the model name

●键·键槽（减速器附件）
Key·keyway (The key is included with the gearhead)

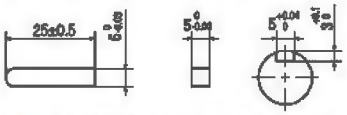

●圆轴型的转轴部分Shaft Section of Round Shaft Type

除重量及轴部外，电动机外形与齿轮型相同
Excluding weight and the shaft section Motor shape are the same as those of the pinion shaft

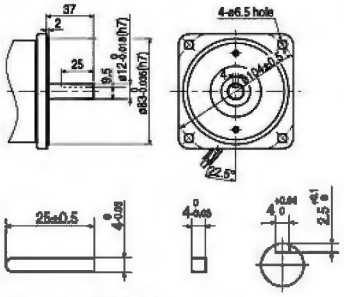

●凸缘安装型减速器Flange Mounting Reducer

可安装在GU齿轮轴型上Can be Mounted on GU Type gear shaft 5GU□K
重量 Weight: 1.5kg

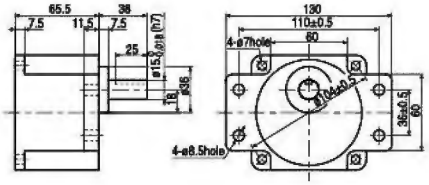

●中间减速器 Mid-gearbox

可安装在GU齿轮轴型上
Can be connected to GU pinion Shaft type5GU10XK
重量 Weight: 0.65kg

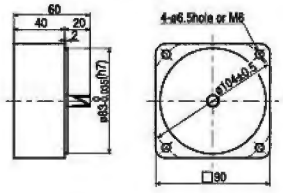

直流电动机 DC MOTORS

250W

□104mm

电机性能参数 MOTOR PERFORMANCE PARAMETERS

型号 Model	电压 Voltage V	输出功率 Out put Power W	空载参数No-load Parameters		负载参数Load Parameters			电刷寿命 Brush Life H	电机重量 Motr Weight Kg
			转速Speed r/min	电流Current A	转速Speed r/min	力矩Torque mN.m	电流Current A		
Z6D250-24□	24	250	3400	3.0 Max	3000	796	16.0	2000	3.2
Z6D250-90□	90	250	3300	1.2 Max	3000	796	4.0	2000	3.2
Z6D250-220□	220	250	3300	0.9 Max	3000	796	2.0	2000	3.2

●电机电压、功率及转速可在配件尺寸等条件允许下根据客户要求定制。

●Motor voltage, power and speed will be customized accrding to his requestment under the allowed circumstance of adoptable dimension.

种类 TYPE

●电动机 MOTOR

机型 Type	型号 Model	
	齿轮轴型 Pinion Shaft	圆轴型 Round Shaft
导线型 Lead Wire Type	Z6D250-24GU	Z6D250-24A
	Z6D250-90GU	Z6D250-90A
	Z6D250-220GU	Z6D250-220A

●平行轴减速器(另售) PARALLEL SHAFT GEARHEAD (SOLD SEPARATELY)

减速器种类 Gearhead Type	减速器型号 Gearhead Model	减速比 Gear Ratio
长寿命·低噪音 Long Life · Low Noise	6GU□K	3、3.6、5、6、7.5、9、12.5、15、18、25、30、36、50、60、75、90、100、120、150、180、200
	6GU10XK (中间减速器Mid-gearbox)	

●减速器型号的□中为减速比的数值 ●Enter the gear ratio in the box (□) within the model name

● 电机特性曲线 Characteristic Curve of Motor

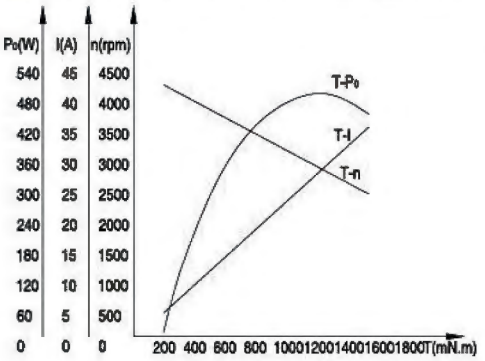

● 电机接线图 Wiring Diagram of Motor

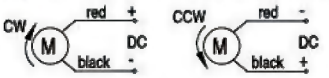

●标准引出线长度: 300mm±10,型号: UL1015 规格: AWG14;电机引出先长度，型号在配件尺寸等条件允许的情况下可根据客户需求定制

●Stanclard length of lead wire: 300mm±10, model: UL1015 type: AWG14; lead wire length, model will be customerised by dient requestmant under allowed circumstamce of adoptable dimension

■装有减速器时的容许转矩
ALLOWABLE TORQUE WHEN BEING WITH GEARHEAD

- 减速器・中间减速器另售
- 减速器型号的□中为减速比的数值。
- ▭ 色表示与电动机同一方向运转，其他则为相反方向。
- 转速是以电动机的额定转速为基准除以减速比而算出来的数值。实际转速将随负载大小变化而比所示数值减少2%~20%左右。
- 希望以大于下表的减速比进行进一步减速时，可在电动机与减速器之间安装减速比为10的中间减速器。这时的容许转矩为40N·m
- Gearhead and mid-gearbox can be sold separately.
- Enter the gear ratio in the box (□) within the model name.
- ▭ Indicates the same rotating direction of the motor while the others rotate in the opposite direction.
- The speed is calculated by dividing the motor's synchronous speed by the gear ratio. The actual speed is 2%~20% less than the displayed value, depending on the size of the load.
- To reduce the speed beyond the gear ratio in the table, attach a mid-gearbox (gear ratio: 10) between the gearhead and motor. In that case, the permissible torque is 40N·m.

容许力矩单位 Allowance Torque Unit：上段 Upside（N.m）/下段 Belowside（kgf.cm）

机型Type	减速比Gear Ratio	3	3.6	5	6	7.5	9	12.5	15	18	25	30	36	50	60	75	90	100	120	150	180	200
	转速Speed r/min	1000	833	600	500	400	333	240	200	166	120	100	83	60	50	40	33	30	25	20	16	15
Z6D250-24GU	6GU□K	1.93	2.32	3.22	3.86	4.83	5.80	7.20	8.70	10.4	13.1	15.7	18.9	26.2	31.5	40.0	40.0	40.0	40.0	40.0	40.0	40.0
		19.7	23.6	32.8	39.4	49.3	59.2	74.1	88.9	106	133	160	192	267	400	400	400	400	400	400	400	400

■容许悬挂负载・容许轴向负载
PERMISSIBLE OVERHUNG LOAD AND THRUST LOAD

电动机（圆轴型）→217页　　Motor (Round Shaft) →P217
减速器→217页　　Gearhead→P217

■减速器的容许负载惯性惯量J
PERMISSIBLE LOAD INERTIA J FOR GEARHEAD

→218页→P218

■外形图（单位 mm）DIMENSIONS(Unit mm)

减速器附有安装用螺丝 Mounting screws are included with gearhead.

●导线型 Lead wiring Type

重量 Weight: 电动机 Motor: 3.2kg 减速器 Gearhead: 2.1kg

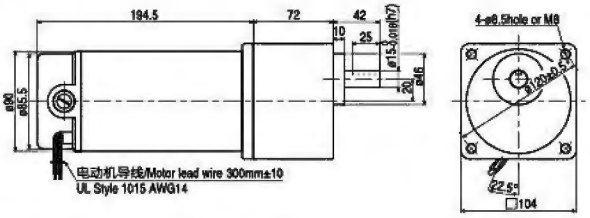

电动机型号 Motor Model	减速器型号 Gearhead Model	减速比 Gear Ratio	L1
Z6D250-24GU Z6D250-90GU Z6D250-220GU	6GU□K	3~200	72

- 减速器型号的□中为减速比的数值
- Enter the gear ratio in the box (□) within the model name

●键·键槽（减速器附件）

Key·keyway (The key is included with the gearhead)

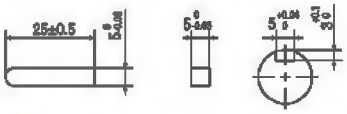

●圆轴型的转轴部分Shaft Section of Round Shaft Type

除重量及轴部外，电动机外形与齿轴型相同

Excluding weight and the shaft section Motor shape are the same as those of the pinion shaft

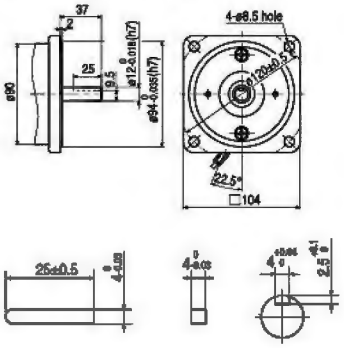

TRANSMISSION MACHINE

上海宜嘉传动机械有限公司

SHANHAI IKA TRANSMISSION MACHINE CO.,LTD.

厂址：中国·上海市·嘉定区经济开发区

24h咨询热线：13817759537

总机：021-56389463　56389436　56388489　　传真：021-56388146

网址：www.cnyika.com　　邮箱：cnyika@163.com

·版权所有，未经本公司书面授权许可，本手册之任何部分不得转载、翻印，违者必究。