YIKA
TRANSMISSION MACHINE
宜嘉 • 全球动力专家

微型交流减速电机
Miniature AC Gear Motor

www.cnyika.com

CONTENTS

P1-173

交流减速电动机
AC GEAR MOTOR

微型交流减速电机根据使用特点可分为感应电机（包括调速电机）、可逆电机（包括阻尼电机、无励磁电磁制动电机）及力矩电机。电机电磁方案通过ANSOFT MAXWELL软件进行优化设计，齿轮采用等离子渗氮热处理、高精度CNC硬切削工艺，使两者结合后，具有传递效率高、低温升、低噪音及使用寿命长等特点。

Micro AC gear motor includes induction motor(including speed adjustable motor), reversible motor(including damp motor and brake motor) and torque motor according to usage. Motor electromagnetic program can be optimized designed by ANSOFT MAXWELL.Gears are proceeded with plasma nitriding heat treatment and hard cutting by high pricision CNC, which makes gearboxes high efficiency, low temperature rise and long life.

P174-199

直流减速电动机
DC GEAR MOTOR

公司现有DC＆BLDC直流减速电机拥有5大品种300多个产品，功率级别6W－300W，电压12VDC－220VDC。现有直流减速电机具有运行平衡，起动及额定力矩大、运行噪音低、传动效率高、使用寿命长等优点。

ZD has both DC gear motor and BLDC gear motor, including 5 kinds of 300 products. The watt is from 6w to 300w, voltage is from 12VDC to 220VDC. The advantages of ZD's DC motors are steady work, big starting and rated torque, low noise, high efficiency and long life.

P200-216

直流无刷减速电动机
DC BRUSHLESS GEAR MOTOR

无刷直流电机由电动机主体和驱动器组成，是一种典型的机电一体化产品，其以体积小、噪音低、效率高、调速范围广、稳态转速误差小等特点，越来越被市场所推崇。中大电机致力于无刷直流电机+驱动器+齿轮减速器一整套的转动解决方案，产品目前已广范应用于工业传动设备、纺织机械、医疗器械等领域，为您打造更合理的机电一体化产品解决方案！

Brushless DC motor (BLDC) is made up of motor and driver, which is a kind of typical product of mechanical and electrical integration. It is high regarded by market as its small volume, low noise, high efficiency, wide range of speed control and steady working state with less inaccuracy. ZD-motor factory applies itself to the complete set of transmission solutions including motor, gearbox and driver. And the product is widely used in transmission equipment, textile machinery and medical devices, etc. ZD-motor factory takes Quality and Reputation first as its principle, and it tries its best to make a more reasonable transmission program for all customers.

安全注意事项
SAFETY CAUTIONS

●总体 As a whole

●请不要在齿轮箱及电机铭牌或产品目录的规格以外使用，以免触电、受伤及损坏装置。●请不要把手指或物品放入齿轮箱或电机开口部位，以免触电、受伤、发生火灾及损坏装置等。●请不要使用带伤的齿轮箱或电机，以免有可能受伤、发生火灾等。●请不要拆下铭牌。●由客户对产品私自进行改造的，不属于保修范围，本公司不承担任何责任。

●Please don't use motor out of the range of nameplate of gear box and motor and the specification of product catalogue, avoiding getting an electric shock,hurting or damaging the device. ●Please don't put your fingers and thinggs into the opening part of gear or motor, in order to prevent getting an electric shock, hurting catching a fire or damaging device etc. ●Please don't use the injured gearhead or motor, in order to prevent hurting, catching a fire etc. ●Please do not put off the nameplate. ●If the products are reformed by the customers personally, it no longer belonger to the guarantee scope, and our company doesn't undertake any responsibility.

●搬动 Moving

●搬动时，若发生脱落或倾倒，是很危险的，请充分注意。

●When you move it, if it shed off or tie to one side, it is very dangerous, please pay more attenation.

●安装 Assembly

●请绝对不要在齿轮箱和电机周围放置可燃物，以免发生火灾。●请不要在电机周围放置物品，影响电机通风、冷却、甚至因异常多热而烫伤或发生火灾。●裸手请不要碰触齿轮及电机轴端部、齿轮部的键槽，以免受伤。●在食品机械等可能发生烟的装置中，请在安装部位另加一个能盛油的油杯，防止万一漏油对产品有不良的影响。

●Please never put the flammable thing near the gearhead and motor, for fear of a fire .●Please do not put the things around motor, otherwise it can effect ventilation and cooling, even burning or catching a fire because of too hot .●Please do not touch the gear, the top of the motor shaft and the key slot of the gear with naked hand, or you may be hurt.●The device may creating the smoke, such as food machine, please add an oil cup in the assembly part, to prevent leaking oil which may have a bad effect on the products.

●对主机械的连接 Assembly the main machine

●在旋转部分，请设安全罩等，防止受伤。●在与对方机械连结前，请确认旋转方向。若旋转方向不正确，有可能受伤或破坏装置。

●Please set a safe cover above the revolving part, to prevent being hurt.●Before linking to the other part machine, please confirm the revolving direction. If the direction is not right, it may hurt the gear motor or destroy the device.

●配线 Wiring

●在测量绝缘电阻时，请不要接触端子，以免触电的危险。

●Please don't get in touch with terminal, when you measure insulated resistance, prevent the danger of getting an electric shock.

危险
DANGER

●配线 Wiring

●请按照接线图或使用说明书实施与电源的连接，以免触电或发生火灾。（无端子箱的，请确实加强连接部分的绝缘）●对电源电缆 和电机引线，请不要过分弯曲、拉伸、夹紧，以免触电危险。●接地端子应牢固接地，以免触电危险。务必使用符合铭牌要求的电源，以免烧毁电机、发生火灾。

●Please link with the electical source according to wire diagram and usage manual, in order to prevent getting an electric shock or catching a fire, (no terminal box, please strengthen the insulatin of the connection part surely) ●Referring to the electrical source cable and the motor wire, please do not bend, stretch, and clip tightly excessively, in order to prevent getting an electric shock . ●The terminal box connecting to the ground must be firm, in order to prevent getting an electric shock. please adopt the electical source according to the nameplate, to avoid burning the motor and catching a fire.

●运转 Operation

●在运转中，绝对不要接近或接触旋转物体（轴等）。有卷入或受伤时，请马上切断电源开关，及时处理。●停电时，请务必切断电源开关，防止来电后伤人或破坏装置。●请注意，带有热保护器的电机，当电机温升异常时会自动切断电源，当电机温升下降到一定值时，电机会自动恢复工作。
（注：电机在没有烧毁的情况下，会自动恢复）

●When operating, do not get close to or touch the revolving parts (shaft). If something or somebody engulfs or hurts, Please turn off the electrical power switch right and handle at once. ●Please turn off the electrical power switch when electricity stops, in order to prevent hurting the person and damaging the device. ●Please note, motor with the thermal protector, when temperature of the motor is unusual, it will turn off the electical source automatically, when the temperature of the motor fall down to a fixed data, the motor can work automatically. (Note: when the motor is not burned-out, the motor can work automatically.)

●日常检查保养 The daily check and maintain

●在平常时，保持电机在正常的工作环境工作运转。（特殊型号除外）●检查时，请绝对不要接触旋转物体（轴等）。有可能卷入、受伤。

●In daily, you should keep the motor operating in the normal work environment. (Except the special model) ●While checking, please do not get close to or touch the revolving parts(shaft). Something or somebody may engulf or hurt .

●接受货物时的检查 Receiving confirm

●请确认现货是否与订货一样。选择错误的产品，有可能导致电机或破坏装置等。

●Please confirm if it is the right one with the order when receiving. Choosing wrong products, probably leads to damage of motor or damage the device etc.

型号的阅读方法
PRODUCT MODEL EXPLANATION

●电动机 Motor

5	I	K	40	R	GN	-	C	T
①	②	③	④	⑤	⑥		⑦	⑧

①	电动机的尺寸 Motor Frame Size	0: 42mm 2: 60mm 3: 70mm 4: 80mm 5: 90mm 6: 104mm
②	机型名称 Motor Type	I: 感应电动机 Induction Motor R: 可逆电动机 Reversible Motor T: 转矩电动机 Torque Motor
③	系列名称 Series	K: K系列 K Series
④	输出功率 Output Power (W) (例 e.g.)	40: 40W
⑤	R: 表示带调速电动机；无: 表示未带 The Suffix "-R" after the Output Power Means Speed Adjustable Motor.	
⑥	转轴形状 Motor Shaft Type	GN: GN型齿轮轴 GN Type Pinion Shaft GU: GU型齿轮轴 GU Type Pinion Shat A: 圆轴型/铣扁型 Round Shaft A1: 键槽型 Keyway
⑦	电源电压·极数Voltage·Poles	A: 单Single-Phase100V 50/60Hz 4P B: 单相Single-Phase110V 50/60Hz 2P C: 单相Single-Phase110V 50/60Hz 4P D: 单相Single-Phase110V 50/60Hz 2P E: 单相Single-Phase110V、120V 60Hz 4P H: 单相Single-Phase220V、120V 60Hz 4P S: 三相Three-Phase200/220/230V 50/60Hz 4P S3: 三相Three-Phase380/415V 50/60Hz 4P T: 三相Three-Phase200/220/230V 50/60Hz 2P T3: 三相Three-Phase380/415V 50/60Hz 2P
⑧	T: 带端子箱型Terminal Box Type F: 带风扇 W/Fan FF: 带强制风扇 W/Forced Fan M: 无励磁动作型电磁制动电动机 Power Off Activated Type Electromagnetic Brake Motor	

注：对于单相电机同一电源代号不同电压所配置的电容器可能有所不同，以铭牌标识为准。
Notes: The capacitor may be different of a sigle phase motor with same power code and different voltage. Please check nameplate first.

●减速机Gearhead

5	GN	50	K
①	②	③	④

①	电动机的尺寸 Motor Frame Size	0: 42mm 2: 60mm 3: 70mm 4: 80mm 5: 90mm 6: 104mm
②	类型Gear Type	GN: GN型齿轮轴GN Type Gear GU: GU型齿轮轴GU Type Gear
③	减速比Gear Ratio	(例Example) 50: 减速比 Gear Ratio of 1: 50 10X仅限减速器1: 10的中间减速比10X denotes the decimal gearhead of ratio 1: 10
④	轴承种类 Bearing Type	K:滚珠轴承 (对GU型方箱体标注为KB) Ball bearing (Make KB for type GU square case)

电动机的一般规格
GENERAL SPECIFICATIONS OF MOTORS

●1W~180W型、2极·高速型1W~150W、2P·High Speed

项 目Items	规 格Specifications
绝缘电阻 Insulation Resistance	于常温·常湿下的电动机额定运行后，以DC500V电阻表测量线圈·外壳间时，测量值为100MΩ以上。 In the circumstance of normal ambient temperature and humidity, the resistance can be up to 100MΩ or more when 500VDC megger is applied between the windings and the frame after rated motor operations.
绝缘耐压 Dielectric Withstanding	于常温·常湿下电动机额定运行后，在线圈·外壳间施加一分钟50Hz或60Hz、1.5kV(三相380V为1.8kV)的电压，亦无异常。 In the circumstance of normal ambient temperature and humidity, there will be no problem to withstand 1.5kV (three phase380v: 1.8kV) at 50/60hz between the windings and the frame for 1 minute after rated motor operation.
温度上升 Temperature Rise	在装上减速器或同等散热板※并于常温·常湿下进行额定运行时，以电阻法测定其线圈温度上升值为80℃以下(三相型为70℃以下)。 The temperature rise of winding are 80℃ or less measured by the resistance change method after rated motor operation under normal ambient temperature and humidity, with connecting a gear head or equivalent heat radiation plate※.
绝缘等级 Insulation Class	UL/CSA规格: A种(105℃)、EN规格: B种(130℃)、F种(155℃) UL/CSA Standards: Class A(105℃) EN Standards: Class B(130℃)、Class F(155℃)
过热保护装置 Overheat Protection	内藏热保护装置(自动复位型) B种(开放: 120℃±5℃、80℃±15℃) F种(开放: 145℃±5℃、95℃±15℃) Thermal Protector inside(automatic return)opening: Class B(opening120℃±5℃、80℃±15℃) Class F(opening145℃±5℃、95℃±15℃)
使用环境温度 Ambient Temperature	单相100V、三相200V: -10~+50℃(无结冰), 其他电压: -10~+40℃(无结冰) Single-Phase100VAC、Three-Phase200VAC: -10~+50℃(Nonfreezing) Others: -10~+40℃(Nonfreezing)
使用环境湿度 Ambient Humidity	85%以下(无结露) 85% or less (Noncondensing)
保护等级 Protection Class	导线型Lead Wire Type: IP20 带端子箱型Terminal Box Type 单相Single-phase 100V50/60Hz 、110/120V60Hz 、220/230V50Hz 、220/230V60Hz 25W~180W IP54: (不包括圆轴型安装面 excluding the installation surface of around shaft type) 三相Three-phase 220/220/230V5060Hz 、380/400/415V50/60Hz 25W~180W IP54: (不包括圆轴型安装面 excluding the installation surface of around shaft type)

●散热板尺寸（材质：铝）Heat Radiation Plate Dimension (Material: Aluminum)

电动类型 Motor Type	尺寸Size(mm)	厚度Thickness(mm)
1W、3W Type	80x80	5
6W Type	115x115	
15W Type	125x125	
25W(2极·高速4IK40型) (2P·High-Speed 4IK40 Type)	135x135	
40W、60W Type	165x165	
60W、90W、120W、 (2极·高速5IK150型) (2P·High-Speed 5IK150 Type)Type	200x200	
120W、140W、180W Type	230x230	

电动机的特性
MOTOR FEATURES

● 感应电动机的特性Induction Motor Features

1.一般来说，微型感应电动机所指的是感应运转型感应电动机。这种电动机不只在启动时，在运转当中也使用电磁线圈和电容器。虽然启动转矩不是很大，但其结构简单，信赖度高，效率也比较高，可连续运转。

2.单相电动机运转时，产生与运转方向逆方向的转矩，因此不可能在短时间内改变方向。请在电动机完全停止以后，再转换其运转方向。

3.三相电动机以三相电源驱动感应电动机，其效率很高，启动力矩也比较大，信赖义高。

1.Generally, Micro Induction Motor refers to the motor rotated by the induction. Induction Motor relies on capacitor and electromagnetism when starting and rotating. Though its starting torque is not very high, it has a simple structure, high efficiency and can rotate continue.

2.The single-phase motor have a reverse direction with the rotating's when operated. Pls change the direction of single-phase motor rotation only after bring the motor to a stop.

3.Three-phase motor relies on three-phase supply. It has a high efficiency and can get a high starting torque.

● 可逆电动机的特性 Reversible Motor Features

1.可逆电动机，在电动机后部设有简易制动器，是适用于短时间内频繁正反转用途的电机。简易制动器的构造，如图1所示，带弹簧压力的制动柱作用在转动的制动盘上并保持连续压力。可逆电动机的简易制动器如下作用。

1.Reversible Motor has a friction brake at the back of the motor body, which is designed for applications where reversal of direction is frequently required. For the friction brake, pls check Draw 1. The damp with spring impacts the rotating brake disk and supplies with continuous press. The functions of the friction brake are as following:

①加摩擦负荷，提高瞬间可逆特性。
With friction load, increasing the instant reversal.
②缩小超程。
Shorten over-run.
③ 具有某种程度的保持力矩 (额定力矩10%左右)
Keep the torque in some way. (about 10% of the rated torque)

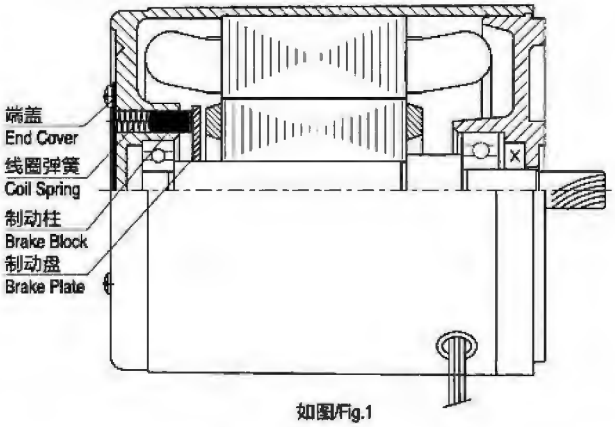

如图/Fig.1

2.简易制动器的保持力矩及超程表示在表1，但随动转时间的长短或温度高低，也会有变化，仅供参考。且初期使用，其保持力矩比表1的值低的情况也会发生，请注意。

3.可逆电动机和感应电动机相同，都是电容动转单相电机，转矩力矩特性与感应电机特性相同。但是，为了提高瞬间可逆特性，如图2所示，设计为加大起动力矩。受此影响，加大了输入的损耗，温升比感应电动机高，因此，时间定额为30分钟。特性表中的额定力矩，起动力矩，电流特性等是在电机上装上有制动柱状态下的特性值。

2.The keeping torque or more of the friction brake and over-run are listed in the table 1. It is only for reference. As it will change according to the rotating period as well as the temperature. Pls also note that the torque may be a little lower than the one listed in the table when being operated initially.

3.The Reversible Motor, like Induction Motor, is started by the capacitor and has a same torque characteristic with the Induction Motor. But the Reversible Motor is designed with a higher starting torque to increase the instant reversal features. Pls check drawing 2.

● 表1.保持力矩和超程 Table 1. Keep Torque and Over-run

相数 Phase	尺寸 Size mm	输出功率 Output W	电机型号 Motor Model	保持力矩 Keep Torque N.cm	Kgf.cm	超程 Over-run 圈数Cycles
单相 Sing-phase	60	6	2RK6	0.5	0.051	4
	70	15	3RK15	1.3	0.133	5
	80	25	4RK25	1.5	0.153	5
	90	40	5RK40	4.0	0.40	6
		60	5RK60			
		90	5RK90			
		120	5RK120			

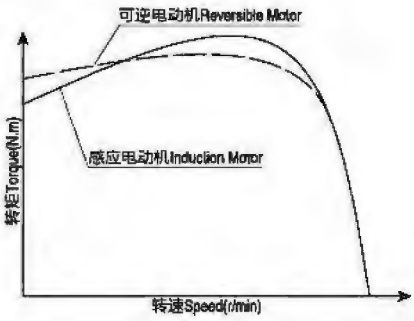

如图/Fig.2

●无励磁动作型电磁制动电动机特性 Power Off Activated Type Electromagnetic Brake Motor Features

1.构造及运行原理

图3是带电磁制动的电机的构造图。本公司生产的电磁制动电动机是无励磁动作型，在线圈上施加电压，则立即吸引被弹簧压着的可动衔铁，在可动衔铁和制动衬垫之间产生间隙，使电机处于运转状态。一旦线圈电压被切断，在弹簧力的作用下，可动衔铁压向制动衬垫，产生制动力，电机停止。

2.电磁制动器的特点

该制动器是交流无励磁动作型电磁制动器，与电机直接连接。在切断电源的同时，即瞬间停止，保持负荷。保持力矩0.05~2.0N.m（参照表2）。由于是电源切断时的保持力动作型，故最适合于作为无意间切断电源时的安全制动器使用。电磁可以进行频繁的瞬间正反转。简单的切换，1分钟内可停止6次。但是时间必须确保3秒以上。

电机和制动器可以使用同一个电源。制动器内设置整流回路，可和电机使用同一个交流电源。

※这个数值是标准的，根据使用条件的不同，以这个频度连续使用不能进行制动器操作的情况也有，实际使用时，必须在电机表面温度为90度以下的条件下使用。

3.起动时间，制动时间的特性

电磁制动电机的起动时间是电机自身的起动时间加上电磁制动器的释放时间，制动时间是从电源切断开始至电机完全停止的时间。电磁制动电机的超程、起动时间、制动时间应用场合而不同。

1.Structure and Operation Principle

Table 3 is the structure for the Electromagnetic Brake Motor. We produce the Power Off Activated Type. Exerting the voltage on the winding, it will magnetize the armature pressed by the spring. The motor will be in a stage of rotating, when there is a backlash between the armature and brake rim. Once the winding voltage is cut down, under the influence of spring, the armature press the brake rim, which will create a brake force. Then the motor gets to a stop.

2.The Characteristics of the Electromagnetic Brake

It is an AC Power Off Activated Type Electromagnetic Brake which is connected directly with the motor. It will get to a blink stop and keep load when the supply is power off. It will keep the torque between 0.05-2.0Nm。 It is especially suitable for the safety brake in the circumstance of unconsciously power off. The electromagnetic can change its direction frequently. It can be stopped 6 times in a minute. But be sure that it lasts for 3 seconds or more.

After we set a commutating loop in the brake, it can share the power supply with the motor.

The value is standard. It will be change in different condition. When actually used, be sure to make the surface temperature of the motor less than 90 ℃.

3.The Features for the Starting Time and Brake Time

The starting time means the time for the motor's starting time plus the electromagnetic brake release time. The brake time means the time from power cut off to the time of motor completely stop. The over-run, starting time and brake time will be different according to the different applications.

●表2 电磁制动部分(无励磁动作型) Electromagneic Brake (Power off Actva ted)

相数 Phase	基座尺寸 Size mm	输出功率 Output W	电压 Voltage V	频率 Frequency Hz	电流 Current A	输出功率 Output W	保持力矩 Keep Torque N.m	保持力矩 Kgf.cm	超程 Over-run 圈数Cycles
1 Phase	70	15	110 120 220 230	50/60	0.191	8.2	0.5	5	3.5
	80	25							
	90	40							
		60							
		90			0.111	10.0	1.0	10	
		120							
	100	120							
		140							
		180			0.144	13.0	2.0	20	
3 Phase	60	6	200~230 380~415	50/60	0.073	6.6	0.25	2.5	
	70	15			0.037	6.6	0.25	2.5	
	80	25	200~230 380~415		0.091 0.046	8.2 8.2	5.0 5.0	5 5	
	90	40							
		60							
		90	200~230 380~415		0.111	10.0	1.0	10	
		120							
	100	120			0.056	10.0	1.0	10	
		140							
		180	200~230 380~415		0.144 0.072	13.0 13.0	2.0 2.0	20 20	

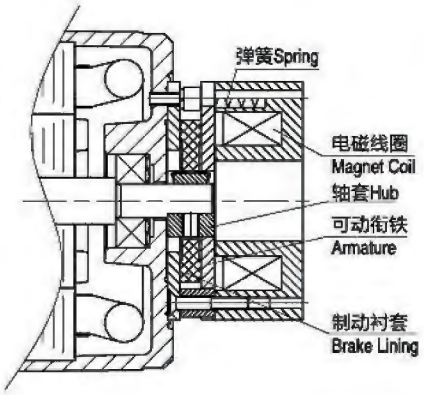

如图/Fig.3

●调速电机特性 The Features of the Speed Control Motor

1.是控制器和电机组合的单元产品，由于电机和控制品只需一次连接，故不需要单独接线。速度调节由安装在外部的电位器便可简单进行。在控制器上安装了速度控制器回路、电机用的电容，速度设定器等。其中单元式速度控制器无瞬间停止功能。

2.用控制器的速度调节器进行速度调节。可以在50Hz为90~1400的r/min，60Hz为90~1700r/min范围内，调节电机的速度。

3.电机不允许长时间在低转速下运行，以免电机过热。

1.It is a unit of the controller and motor. It only needs to connect one time. The speed can be easily adjusted by the potentiometer. The controller is fixed with speed-control loop, capacitor, speed enactment etc. There is no function of instant stop in the unit.

2.The controller can make the speed variable between 90-1400rpm at 50 Hz and 90-1700rpm at 60Hz.

3.Please don't run motor at low speed for long time avoiding overheat.

感应电动机 INDUCTION MOTOR

3W

□42mm

规格 / 连续额定 SPECS / CONTINUOUS RATING

型号Model 机型Type 导线型 Lead Wire Type		输出功率 Output power W	电压 Voltage V	频率 Frequency Hz	电流 Current A	启动转矩 Starting Torque mN.m	额定转矩 Rated Torque mN.m	额定转速 Rated Speed r/min	电容器容量 Capacitor μF
齿轮轴型 Pinion Shaft	圆轴型 Round Shaft								
0IK3GN-B	0IK3A-B	3	1ph110	50	0.120	5	11	2500	1.5
				60	0.130		10	3000	
0IK3GN-D	0IK3A-D	3	1ph220	50	0.060	5	11	2500	0.35
				60	0.064		10	3000	

●各种安全规格以电动机铭牌上的型号取得认定。

●When the motor is approved under various safety standards, the model name on the nameplate is the approved model name.

种类 TYPE

●电动机 MOTOR

机型 Type	型号 Model	
	齿轮轴型 Pinion Shaft	圆轴型 Round Shaft
导线型 Lead WireType	0IK3GN-B	0IK3A-B
	0IK3GN-D	0IK3A-D

●平行轴减速器(另售) PARALLEL SHAFT GEARHEAD (SOLD SEPARATELY)

减速器种类 Gearhead Type	减速器型号 Gearhead Model	减速比 Gear Ratio
长寿命，低噪音 Long Life · Low Noise	0GN□K	3、3.6、5、6、7.5、9、12.5、15、18、25、30、36、50、60

●减速器型号的□中为减速比的数值

●Enter the gear ratio in the box (□) within the model name

■装有减速器时的容许转矩
ALLOWABLE TORQUE WHEN BEING WITH GEARHEAD

- 减速器另售，中间减速器无另售品。
- 减速器型号的□中为减速比的数值。
- ▭ 色表示与电动机同一方向运转，其他则为相反方向。
- 转速是以电动机的同步转速 (4极高速型 50Hz: 1500r/min、60Hz: 1800r/min、2极型 50Hz: 3000r/min、60Hz: 3600r/min) 为基准除以减速比而算出来的数值。实际转速将随负载大小变化所示数值减少2%~33%左右。
- Gearhead and mid-gearbox can be sold separately.
- Enter the gear ratio in the box (□) within the model name.
- The colored background ▭ indicates the same rotating direction of the motor while the rotating direction of others are opposite.
- The speed is calculated by dividing the motor's synchronous speed (4P High-Speed Type 50Hz: 1500r/min、60Hz: 1800r/min、2P Type 50Hz: 3000r/min、60Hz: 3600r/min) by the gear ratio. The actual speed is 2%~33% less than the displayed value, depending on the size of the load.

容许力矩单位 Allowance Torque Unit：上段 Upside（N.m）/下段 Belowside（kgf.cm）

机型Type 电动机/减速器 Motor/Gearhead	减速比Gear Ratio		3	3.6	5	6	7.5	9	12.5	15	18	25	30	36	50	60
	转速Speed r/min	50Hz	1000	833	600	500	400	333	240	200	166	120	100	83	60	50
		60Hz	1200	1000	720	600	480	400	288	240	200	144	120	100	72	60
0IK3GN-B 0IK3GN-D	0GN□K	50Hz	0.027 0.28	0.032 0.33	0.045 0.46	0.053 0.54	0.067 0.68	0.080 0.82	0.10 1.02	0.12 1.22	0.14 1.43	0.18 1.84	0.22 2.24	0.26 2.65	0.36 3.67	0.44 4.49
		60Hz	0.024 0.24	0.029 0.30	0.041 0.42	0.049 0.50	0.061 0.62	0.073 0.74	0.091 0.93	0.1 1.12	0.13 0.33	0.17 1.73	0.20 2.04	0.24 2.45	0.33 3.67	0.40 4.08

■容许悬挂负载・容许轴向负载
PERMISSIBLE OVERHUNG LOAD AND THRUST LOAD

电动机（圆轴型）→217页　　Motor (Round Shaft) →P217
减速器→217页　　Gearhead→P217

■减速器的容许负载惯性惯量J
PERMISSIBLE LOAD INERTIA J FOR GEARHEAD

→218页→P218

■外形图（单位 mm）
DIMENSIONS(Unit mm)

减速器附有安装用螺丝
Mounting screws are included with gearhead.

●导线型 Lead wiring Type

重量 Weight: 电动机 Motor 0.3kg 减速器 Gearhead 0.2kg

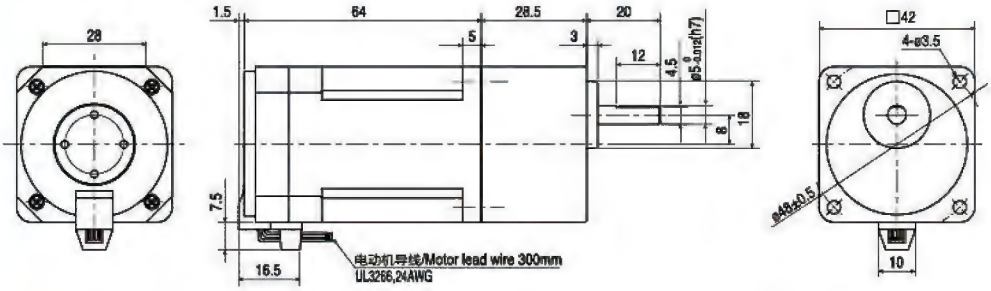

● 圆轴型的转轴部分Shaft Section of Round Shaft Type

除重量及轴部外，电动机外形与齿轮轴相同

Excluding weight and the shaft section Motor shape are the same as those of the pinion shaft type

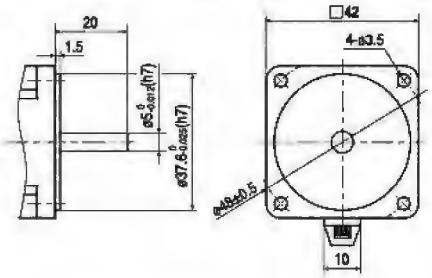

● 电容器外形尺寸 Formal Dimension of Capacitor

型号 Model		电容器型号 Capacitor Model	L	W	H
齿轮轴型 Pinion Shaft	圆轴型 Round Shaft				
0IK3GN-D	0IK3A-D	ZD035CFAUL	26	8	17
0IK3GN-B	0IK3A-B	ZD15CFAUL	36	13	24

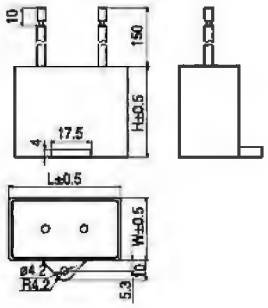

● 常规电容器出线为引线，也可根据客户要求配置插片式187#

● Note: Conventional capacitor is a lead wire type.Inserted 187# is optional

连接图CONNECTION DIAGRAMS

● 运转方向指从电动机轴看来的方向。CW表示顺时针方向，CCW表示逆时针方向。

● 表中所记型号为齿轮轴型，圆轴型亦同。

● The direction of motor rotation is as viewed from the shaft end of motor.
CW represents the clockwise direction, while CCW represents the counterclockwise direction.

● Name indicated in the list is pinion shaft type, also valid for the equivalent round.

0IK3GN-B、0IK3GN-D

顺时针方向CW

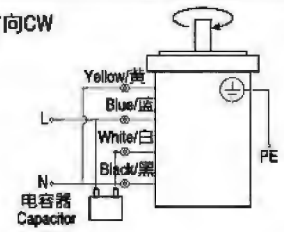

逆时针方向CCW

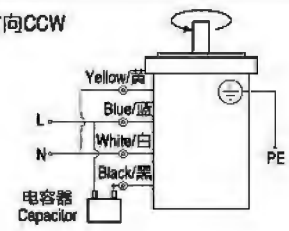

● 请注意 Note:

● 单相电动机运转方向的转换应在电动机停止后进行。

● 若在电动机运转时转换运转方向，可能发生无法转换运转方向或须费时较久的情况。

● Change the direction of single-phase motor rotation only after bring the motor to a stop.

● If an attempt is made to change the direction of rotation while the motor is rotating, motor may ignore reversing command or change its direction of rotation after some delay.

感应电动机 INDUCTION MOTOR

6W

□60mm

规格 / 连续额定 SPECS / CONTINUOUS RATING

型号Model 机型Type 导线型 Lead Wire Type		输出功率 Output power W	电压 Voltage V	频率 Frequency Hz	电流 Current A	启动转矩 Starting Torque mN.m	额定转矩 Rated Torque mN.m	额定转速 Rated Speed r/min	电容器容量 Capacitor μF
齿轮轴型 Pinion Shaft	圆轴型 Round Shaft								
2IK6GN-A	2IK6A-A	6	1ph100	50	0.240	55	48	1200	3.5
				60	0.250	50	40	1450	
2IK6GN-E	2IK6A-E	6	1ph110	60	0.160	40	40	1450	2
			1ph120		0.180				
2IK6GN-C	2IK6A-C	6	1ph220	50	0.130	50	48	1200	0.8
			1ph230		0.110		40		
2IK6GN-H	2IK6A-H		1ph220	60	0.140	55	40	1450	
			1ph230		0.120				
2IK6GN-S	2IK6A-S	6	3ph220	50	0.076	85	48	1200	-
				60	0.065	70	40	1450	

●各种安全规格以电动机铭牌上的型号取得认定。

●When the motor is approved under various safety standards, the model name on the nameplate is the approved model name.

种类 TYPE

●电动机 MOTOR

机型 Type	型号 Model	
	齿轮轴型 Pinion Shaft	圆轴型 Round Shaft
导线型 Lead Wire Type	2IK6GN-A	2IK6A-A
	2IK6GN-E	2IK6A-E
	2IK6GN-C	2IK6A-C
	2IK6GN-H	2IK6A-H
	2IK6GN-S	2IK6A-S

●平行轴减速器(另售) PARALLEL SHAFT GEARHEAD (SOLD SEPARATELY)

减速器种类 Gearhead Type	减速器型号 Gearhead Model	减速比 Gear Ratio
长寿命·低噪音 Long Life · Low Noise	2GN□K	3、3.6、5、6、7.5、9、12.5、15、18、25、30、36、50、60、75、90、100、120、150、180、200
	2GN10XK(中间减速器Mid-gearbox)	

●减速器型号的□中为减速比的数值

●Enter the gear ratio in the box (□) within the model name

装有减速器时的容许转矩
ALLOWABLE TORQUE WHEN BEING WITH GEARHEAD

- 减速器·中间减速器另售
- 减速器型号的□中为减速比的数值。
- ▭ 色表示与电动机同一方向运转，其他则为相反方向。
- 转速是以电动机的同步转速 (50Hz: 1500r/min、60Hz:1800r/min) 为基准除以减速比而算出来的数值。实际转速将随负载大小变化而比所示数值减少2%~20%左右。
- 希望以大于下表的减速比进行进一步减速时，可在电动机与减速器之间安装减速比为10的中间减速器。这时的容许转矩为3N·m
- Gearhead and mid-gearbox can be sold separately.
- Enter the gear ratio in the box (□) within the model name.
- The colored background ▭ indicates the same rotating direction of the motor while the rotating direction of others are opposite.
- The speed is calculated by dividing the motor's synchronous speed (50Hz: 1500r/min、60Hz: 1800r/min) by the gear ratio. The actual speed is 2%~20% less than the displayed value, depending on the size of the load.
- To reduce the speed beyond the gear ratio in the table, attach a mid-gearbox (gear ratio: 10) between the gearhead and motor. In that case, the permissible torque is 3N·m.

容许力矩单位 Allowance Torque Unit：上段 Upside（N.m）/下段 Belowside（kgf.cm）

机型Type 电动机/减速器 Motor/Gearhead	减速比Gear Ratio		3	3.6	5	6	7.5	9	12.5	15	18	25	30	36	50	60	75	90	100	120	150	180	200
	转速Speed r/min	50Hz	500	417	300	250	200	166	120	100	83	60	50	41	30	25	20	16	15	12.5	10	8.3	7.5
		60Hz	600	500	360	300	240	200	144	120	100	72	60	50	36	30	24	20	18	15	12	10	9
2IK6GN-A 2IK6GN-E 2IK6GN-C 2IK6GN-H 2IK6GN-S	2GN□K	50Hz	0.12	0.14	0.19	0.23	0.29	0.35	0.49	0.58	0.70	0.88	1.1	1.3	1.6	1.9	2.4	2.9	3	3	3	3	3
			1.22	1.43	1.94	2.35	2.96	3.57	5.0	5.92	7.14	8.98	11.2	13.3	16.3	19.4	24.5	29.6	30	30	30	30	30
		60Hz	0.10	0.12	0.16	0.19	0.24	0.29	0.41	0.49	0.58	0.73	0.88	1.1	1.3	1.6	2.0	2.4	2.6	3	3	3	3
			1.02	1.22	1.63	1.94	2.45	2.96	4.18	5.0	5.92	7.45	8.98	11.2	13.3	16.3	20.4	24.5	26.5	30	30	30	30

容许悬挂负载·容许轴向负载
PERMISSIBLE OVERHUNG LOAD AND THRUST LOAD

电动机（圆轴型）→217页　　Motor (Round Shaft)→P217
减速器→217页　　Gearhead→P217

减速器的容许负载惯性惯量J
PERMISSIBLE LOAD INERTIA J FOR GEARHEAD

→218页→P218

外形图（单位 mm）
DIMENSIONS(Unit mm)

减速器附有安装用螺丝
Mounting screws are included with gearhead.

导线型 Lead wiring Type

重量 Weight: 电动机 Motor 0.75kg 减速器 Gearhead 0.4kg

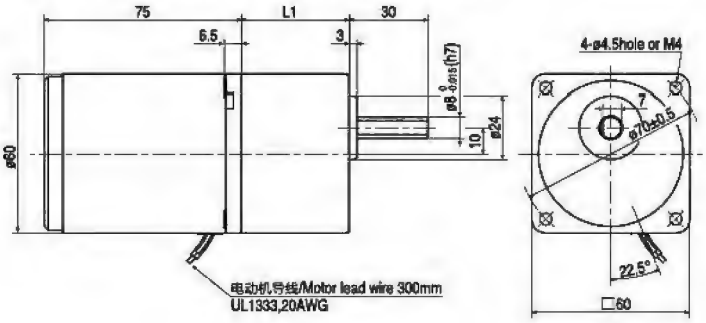

电动机型号 Motor Model	减速器型号 Gearhead Model	减速比 Gear Ratio	L1
2IK6GN-A 2IK6GN-E 2IK6GN-C 2IK6GN-H 2IK6GN-S	2GN□K	3~18	32
		25~200	41

- 减速器型号的□中为减速比的数值
- Enter the gear ratio in the box (□) within the model name

●圆轴型的转轴部分Shaft Section of Round Shaft Type

除重量及轴部外，电动机外形与齿轮轴相同

Excluding weight and the shaft section Motor shape are the same as those of the pinion shaft type

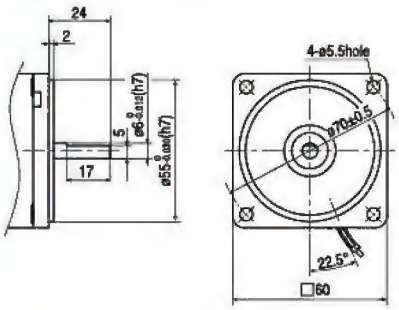

●中间减速器 Mid-gearbox

可安装在GN齿轮轴型上

Can be connected to GN pinion 2GN10XK

重量 Weight: 0.24kg

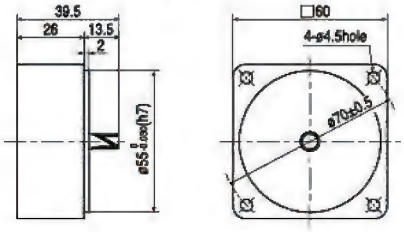

●电容器外形尺寸 Formal Dimension of Capacitor

型号 Model		电容器型号 Capacitor Model	L	W	H
齿轮轴型 Pinion Shaft	圆轴型 Round Shaft				
2IK6GN-A	2IK6A-A	ZD35CFAUL	36	11	22
2IK6GN-E	2IK6A-E	ZD20CFAUL	36	11	20
2IK6GN-C	2IK6A-C	ZD08CFAUL	36	11	20

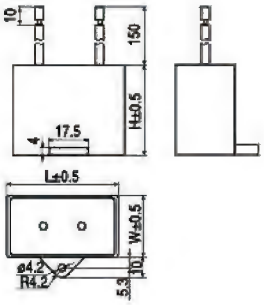

●常规电容器出线为引线，也可根据客户要求配置插片式187#

●Note: Conventional capacitor is a lead wire type. Inserted 187# is optional

■连接图CONNECTION DIAGRAMS

●运转方向指从电动机轴看来的方向。CW表示顺时针方向，CCW表示逆时针方向。

●表中所记型号为齿轮轴型，圆轴型亦同。

●The direction of motor rotation is as viewed from the shaft end of motor.
CW represents the clockwise direction, while CCW represents the counterclockwise direction.

●Name indicated in the list is pinion shaft type, also valid for the equivalent round.

2IK6GN-A、2IK6GN-E、2IK6GN-C、2IK6GN-H		2IK6GN-S
顺时针方向CW 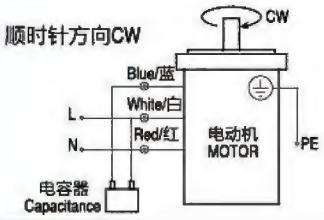	逆时针方向CCW 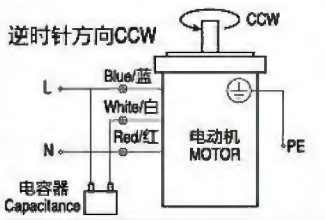	顺时针方向CW 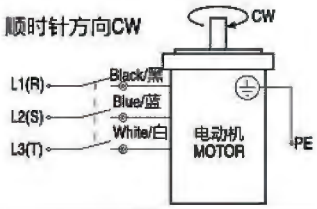 若对换R、S、T中任意二条，电动机会作逆时针方向动转 To change the rotation direction change any two connections between R.S and T.

●请注意 Note:

●单相电动机运转方向的转换应在电动机停止后进行。

●若在电动机运转时转换运转方向，可能发生无法转换运转方向或须费时较久的情况。

●Change the direction of single-phase motor rotation only after bring the motor to a stop.

●If an attempt is made to change the direction of rotation while the motor is rotating, motor may ignore reversing command or change its direction of rotation after some delay.

感应电动机 INDUCTION MOTOR

15W

□70mm

■规格 / 连续额定 SPECS / CONTINUOUS RATING

型号Model 机型Type 导线型 Lead Wire Type		输出功率 Output power W	电压 Voltage V	频率 Frequency Hz	电流 Current A	启动转矩 Starting Torque mN.m	额定转矩 Rated Torque mN.m	额定转速 Rated Speed r/min	电容器容量 Capacitor μF
齿轮轴型 Pinion Shaft	圆轴型 Round Shaft								
3IK15GN-A	3IK15A-A	15	1ph100	50	0.35	90	125	1200	6.0
				60	0.33	85	105	1450	
3IK15GN-E	3IK15A-E	15	1ph110	60	0.30	65	105	1450	5.0
			1ph120		0.32				
3IK15GN-C	3IK15A-C	15	1ph220	50	0.18	90	125	1200	1.2
			1ph230		0.20				
3IK15GN-H	3IK15A-H	15	1ph220	60	0.16	65	105	1450	
			1ph230		0.15	70			
3IK15GN-S	3IK15A-S	15	3ph220	50	0.14	220	125	1200	-
				60	0.12	180	105	1450	

●各种安全规格以电动机铭牌上的型号取得认定。

●When the motor is approved under various safety standards, the model name on the nameplate is the approved model name.

■种类 TYPE

●电动机 MOTOR

机型 Type	型号 Model	
	齿轮轴型 Pinion Shaft	圆轴型 Round Shaft
导线型 Lead Wire Type	3IK15GN-A	3IK15A-A
	3IK15GN-E	3IK15A-E
	3IK15GN-C	3IK15A-C
	3IK15GN-H	3IK15A-H
	3IK15GN-S	3IK15A-S

●平行轴减速器(另售) PARALLEL SHAFT GEARHEAD (SOLD SEPARATELY)

减速器种类 Gearhead Type	减速器型号 Gearhead Model	减速比 Gear Ratio
长寿命 · 低噪音 Long Life · Low Noise	3GN□K	3、3.6、5、6、7.5、9、12.5、15、18、25、30、36、50、60、75、90、100、120、150、180、200
	3GN10XK (中间减速器Mid-gearbox)	

●减速器型号的□中为减速比的数值

●Enter the gear ratio in the box (□) within the model name

■装有减速器时的容许转矩
ALLOWABLE TORQUE WHEN BEING WITH GEARHEAD

- 减速器·中间减速器另售
- 减速器型号的□中为减速比的数值。
- ▭ 色表示与电动机同一方向运转，其他则为相反方向。
- 转速是以电动机的同步转速 (50Hz: 1500r/min、60Hz: 1800r/min) 为基准除以减速比而算出来的数值。
  实际转速将随负载大小变化而比所示数值减少2%~20%左右。
- 希望以大于下表的减速比进行进一步减速时，可在电动机与减速器之间安装减速比为10的中间减速器。这时的容许转矩为5N·m
- Gearhead and mid-gearbox can be sold separately.
- Enter the gear ratio in the box (□) within the model name.
- The colored background ▭ indicates the same rotating direction of the motor while the rotating direction of others are opposite.
- The speed is calculated by dividing the motor's synchronous speed (50Hz: 1500r/min、60Hz: 1800r/min) by the gear ratio. The actual speed is 2%~20% less than the displayed value, depending on the size of the load.
- To reduce the speed beyond the gear ratio in the table, attach a mid-gearbox (gear ratio: 10) between the gearhead and motor. In that case, the permissible torque is 5N·m.

容许力矩单位 Allowance Torque Unit：上段 Upside（N.m）/下段 Belowside（kgf.cm）

机型Type 电动机/减速器 Motor/Gearhead	减速比Gear Ratio		3	3.6	5	6	7.5	9	12.5	15	18	25	30	36	50	60	75	90	100	120	150	180	200
	转速Speed r/min	50Hz	500	417	300	250	200	166	120	100	83	60	50	41	30	25	20	16	15	12.5	10	8.3	7.5
		60Hz	600	500	360	300	240	200	144	120	100	72	60	50	36	30	24	20	18	15	12	10	9
3IK15GN-A 3IK15GN-E 3IK15GN-C 3IK15GN-H 3IK15GN-S	3GN□K	50Hz	0.30	0.36	0.51	0.61	0.76	0.91	1.3	1.5	1.8	2.3	2.7	3.3	4.1	5	5	5	5	5	5	5	5
			3.06	3.67	5.20	6.22	7.75	9.28	13.2	15.3	18.3	23.4	27.5	33.7	41.8	50	50	50	50	50	50	50	50
		60Hz	0.26	0.31	0.43	0.51	0.64	0.77	1.1	1.3	1.5	1.9	2.3	2.8	3.5	4.2	5	5	5	5	5	5	5
			2.65	3.16	4.38	5.20	6.53	7.85	11.2	13.2	15.3	19.3	23.4	28.5	35.7	42.8	50	50	50	50	50	50	50

■容许悬挂负载·容许轴向负载
PERMISSIBLE OVERHUNG LOAD AND THRUST LOAD

电动机（圆轴型）→217页　　Motor (Round Shaft) →P217
减速器→217页　　Gearhead→P217

■减速器的容许负载惯性惯量J
PERMISSIBLE LOAD INERTIA J FOR GEARHEAD

→218页→P218

■外形图（单位 mm）
DIMENSIONS(Unit mm)

减速器附有安装用螺丝
Mounting screws are included with gearhead.

●导线型 Lead wiring Type

重量 Weight: 电动机 Motor 1.1kg 减速器 Gearhead 0.5kg

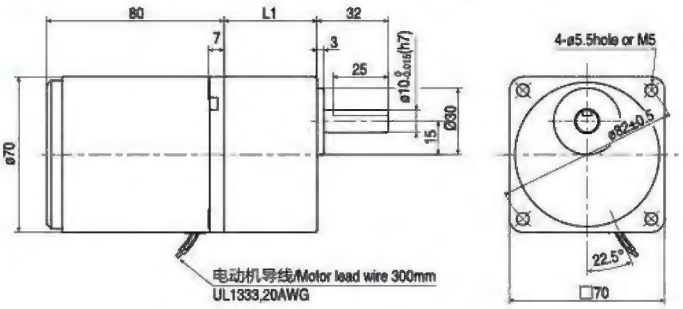

电动机型号 Motor Model	减速器型号 Gearhead Model	减速比 Gear Ratio	L1
3IK15GN-A 3IK15GN-E 3IK15GN-C 3IK15GN-H 3IK15GN-S	3GN□K	3~18	32
		25~200	42

- 减速器型号的□中为减速比的数值
- Enter the gear ratio in the box (□) within the model name

●键·键槽（减速器附件）Key·keyway(The key is included with the gearhead)

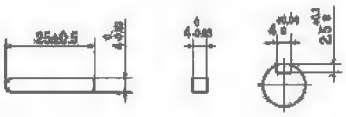

●圆轴型的转轴部分Shaft Section of Round Shaft Type

除重量及轴部外，电动机外形与齿轮轴相同

Excluding weight and the shaft section Motor shape are the same as those of the pinion shaft type

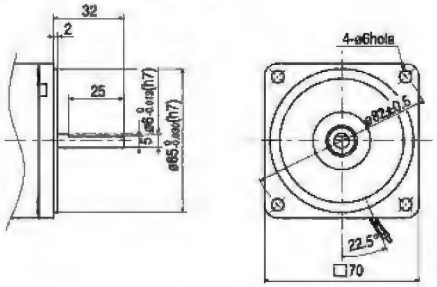

●中间减速器 Mid-gearbox

可安装在GN齿轮轴型上

Can be connected to GN pinion 3GN10XK

重量 Weight: 0.31kg

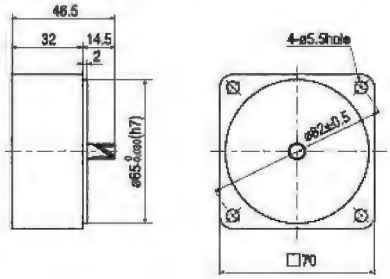

●电容器外形尺寸 Formal Dimension of Capacitor

型号 Model		电容器型号 Capacitor Model	L	W	H
齿轮轴型 Pinion Shaft	圆轴型 Round Shaft				
3IK15GN-A	3IK15A-A	ZD60CFAUL	36	15	25
3IK15GN-E	3IK15A-E	ZD50CFAUL	37	14	27
3IK15GN-C	3IK15A-C	ZD12BFAUL	36	12	22

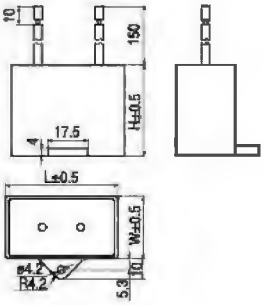

- 常规电容器出线为引线，也可根据客户要求配置插片式187#
- Note: Conventional capacitor is a lead wire type. Inserted 187# is optional

连接图CONNECTION DIAGRAMS

- 运转方向指从电动机轴看来的方向。CW表示顺时针方向，CCW表示逆时针方向。
- 表中所记型号为齿轮轴型，圆轴型亦同。
- The direction of motor rotation is as viewed from the shaft end of motor.
  CW represents the clockwise direction, while CCW represents the counterclockwise direction.
- Name indicated in the list is pinion shaft type, also valid for the equivalent round.

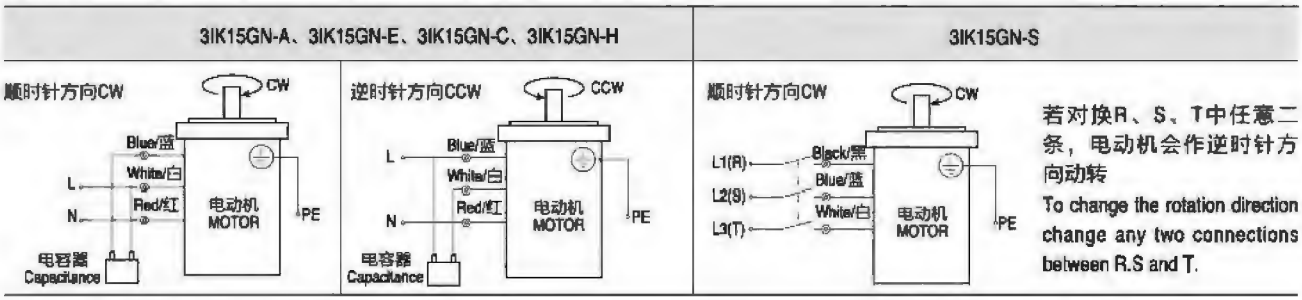

●请注意 Note:

- 单相电动机运转方向的转换应在电动机停止后进行。
- 若在电动机运转时转换运转方向，可能发生无法转换运转方向或须费时较久的情况。
- Change the direction of single-phase motor rotation only after bring the motor to a stop.
- If an attempt is made to change the direction of rotation while the motor is rotating, motor may ignore reversing command or change its direction of rotation after some delay.

感应电动机 INDUCTION MOTOR

25W

□80mm

规格 / 连续额定 SPECS / CONTINUOUS RATING

型号Model 类型Type 上段: 齿轮轴 Above: gearbox 下段（ ）内: 圆轴below in( ): round shaft 导线型 Lead Wire Type 外形图Drawing ①	带端子箱型 Terminal Box Type 外形图Drawing ②	输出功率 Output power W	电压 Voltage V	频率 Frequency Hz	电流 Current A	启动转矩 Starting Torque mN.m	额定转矩 Rated Torque mN.m	额定转速 Rated Speed r/min	电容器容量 Capacitor μF
4IK25GN-A (4IK25A-A)	4IK25GN-AT (4IK25A-AT)	25	1ph100	50	0.45	120	200	1250	8.0
				60	0.50		165	1550	
4IK25GN-E (4IK25A-E)	4IK25GN-ET (4IK25A-ET)	25	1ph110	60	0.45	120	165	1550	7.0
			1ph120		0.50				
4IK25GN-C (4IK25A-C)	4IK25GN-CT (4IK25A-CT)	25	1ph220	50	0.25	120	200	1250	1.8
			1ph230		0.23				
4IK25GN-H (4IK25A-H)	4IK25GN-HT (4IK25A-HT)	25	1ph220	60	0.23	120	165	1550	
			1ph230						
4IK25GN-S (4IK25A-S)	4IK25GN-ST (4IK25A-ST)	25	3ph220	50	0.185	350	200	1250	-
				60	0.170	250	165	1550	

●各种安全规格以电动机铭牌上的型号取得认定。

●When the motor is approved under various safety standards, the model name on the nameplate is the approved model name.

种类 TYPE

●电动机 MOTOR

机型 Type	型号 Model 齿轮轴型 Pinion Shaft	圆轴型 Round Shaft
导线型 Lead Wire Type	4IK25GN-A	4IK25A-A
	4IK25GN-E	4IK25A-E
	4IK25GN-C	4IK25A-C
	4IK25GN-H	4IK25A-H
	4IK25GN-S	4IK25A-S
带端子箱型 Terminal Box Type	4IK25GN-AT	4IK25A-AT
	4IK25GN-ET	4IK25A-ET
	4IK25GN-CT	4IK25A-CT
	4IK25GN-HT	4IK25A-HT
	4IK25GN-ST	4IK25A-ST

●平行轴减速器(另售) PARALLEL SHAFT GEARHEAD (SOLD SEPARATELY)

减速器种类 Gearhead Type	减速器型号 Gearhead Model	减速比 Gear Ratio
长寿命 · 低噪音 Long Life · Low Noise	4GN□K	3、3.6、5、6、7.5、9、12.5、15、18、25、30、36、50、60、75、90、100、120、150、180、200
	4GN10XK (中间减速器Mid-gearbox)	

●减速器型号的□中为减速比的数值

●Enter the gear ratio in the box (□) within the model name

■装有减速器时的容许转矩
ALLOWABLE TORQUE WHEN BEING WITH GEARHEAD

- 减速器・中间减速器另售
- 电动机型号的□中为表示带端子箱型的记号 (T)
- 减速器型号的□中为减速比的数值。
- ▭ 色表示与电动机同一方向运转，其他则为相反方向。
- 转速是以电动机的同步转速 (50Hz: 1500r/min、60Hz: 1800r/min) 为基准除以减速比而算出来的数值。实际转速将随负载大小变化而比所示数值减少2%~20%左右。
- 希望以大于下表的减速比进行进一步减速时，可在电动机与减速器之间安装减速比为10的中间减速器。这时的容许转矩为8N·m。
- Gearhead and mid-gearbox can be sold separately.
- Enter the code that represents the terminal box type (T) in the box (□) within the model name.
- Enter the gear ratio in the box (□) within the model name.
- The colored background ▭ indicates the same rotating direction of the motor while the rotating direction of others are opposite.
- The speed is calculated by dividing the motor's synchronous speed (50Hz: 1500r/min、60Hz: 1800r/min) by the gear ratio. The actual speed is 2%~20% less than the displayed value, depending on the size of the load.
- To reduce the speed beyond the gear ratio in the table, attach a mid-gearbox (gear ratio: 10) between the gearhead and motor. In that case, the permissible torque is 8N·m.

容许力矩单位 Allowance Torque Unit：上段 Upside（N.m）/下段 Belowside（kgf.cm）

机型Type 电动机/减速器 Motor/Gearhead	减速比Gear Ratio		3	3.6	5	6	7.5	9	12.5	15	18	25	30	36	50	60	75	90	100	120	150	180	200
	转速Speed r/min	50Hz	500	417	300	250	200	166	120	100	83	60	50	41	30	25	20	16	15	12.5	10	8.3	7.5
		60Hz	600	500	360	300	240	200	144	120	100	72	60	50	36	30	24	20	18	15	12	10	9
4IK25GN-A□ 4IK25GN-E□ 4IK25GN-C□ 4IK25GN-H□ 4IK25GN-S□	4GN□K	50Hz	0.49	0.58	0.81	0.97	1.2	1.5	2.0	2.4	2.9	3.7	4.4	5.3	6.6	7.9	8	8	8	8	8	8	8
			5.00	5.91	8.26	9.89	12.2	15.3	20.4	24.4	29.6	37.7	44.9	54.1	67.3	80	80	80	80	80	80	80	80
		60Hz	0.40	0.48	0.67	0.80	1.0	1.2	1.7	2.0	2.4	3.0	3.6	4.3	5.4	6.5	8	8	8	8	8	8	8
			4.08	4.89	6.83	8.16	10.2	12.2	17.3	20.4	24.4	30.6	36.7	43.8	55.1	66.3	80	80	80	80	80	80	80

■容许悬挂负载・容许轴向负载
PERMISSIBLE OVERHUNG LOAD AND THRUST LOAD

电动机（圆轴型）→217页　　Motor (Round Shaft) →P217
减速器→217页　　Gearhead→P217

■减速器的容许负载惯性惯量J
PERMISSIBLE LOAD INERTIA J FOR GEARHEAD

→218页→P218

■外形图（单位 mm）
DIMENSIONS(Unit mm)

减速器附有安装用螺丝
Mounting screws are included with gearhead.

● 导线型 Lead wiring Type ①

重量 Weight: 电动机 Motor 1.6kg 减速器 Gearhead 0.80kg

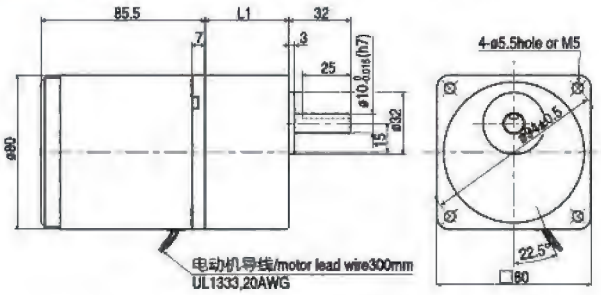

电动机型号 Motor Model	减速器型号 Gearhead Model	减速比 Gear Ratio	L1
4IK25GN-A 4IK25GN-E 4IK25GN-C 4IK25GN-H 4IK25GN-S	4GN□K	3~18	32
		25~200	43.5

- 减速器型号的□中为减速比的数值
- Enter the gear ratio in the box (□) within the model name

●带端子箱型Terminal Box Typ ②

重量 Weight: 电动机 Motor 1.75kg 减速器 Gearhead 0.80kg

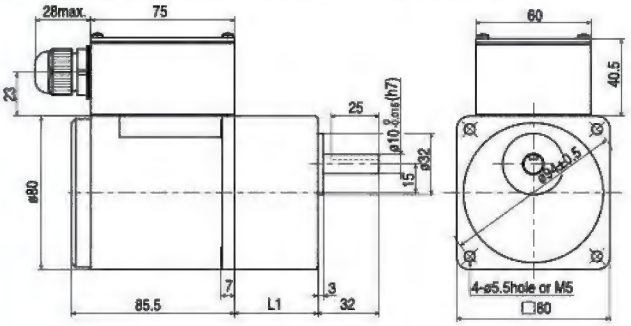

电动机型号 Motor Model	减速器型号 Gearhead Model	减速比 Gear Ratio	L1
4IK25GN-AT 4IK25GN-ET 4IK25GN-CT 4IK25GN-HT 4IK25GN-ST	4GN□K	3~18	32
		25~200	43.5

●减速器型号的□中为减速比的数值

●Enter the gear ratio in the box (□) within the model name

●键·键槽（减速器附件）Key·keyway (The key is included with the gearhead)



●圆轴型的转轴部分Shaft Section of Round Shaft Type

除重量及轴部外，电动机外形与齿轮轴相同

Excluding weight and the shaft section Motor shape are the same as those of the pinion shaft type

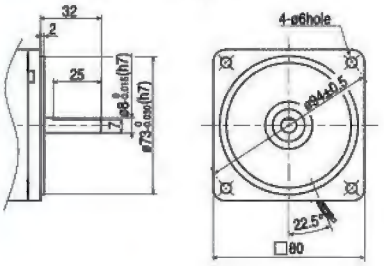

●中间减速器 Mid-gearbox

可安装在GN齿轮轴型上

Can be connected to GN pinion 4GN10XK

重量 Weight: 0.41kg

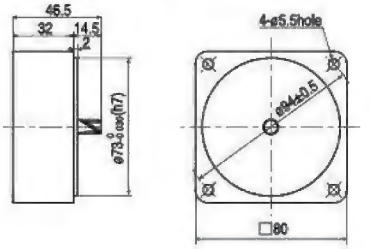

●电容器外形尺寸 Formal Dimension of Capacitor

型号 Model		电容器型号 Capacitor Model	L	W	H
齿轮轴型 Pinion Shaft	圆轴型 Round Shaft				
4IK25GN-A□	4IK25A-A□	ZD80CFAUL	38	17	28
4IK25GN-E□	4IK25A-E□	ZD70CFAUL	37	15	27
4IK25GN-C□	4IK25A-C□	ZD18BFAUL	37	14	24

●常规电容器出线为引线，也可根据客户要求配置插片式187 #

●电动机型号的□中为表示带端子箱型的记号 (T)

●Note: Conventional capacitor is a lead wire type.Inserted 187# is optional

●Enter the code that represents the terminal box type (T) in the box (□) within the model name

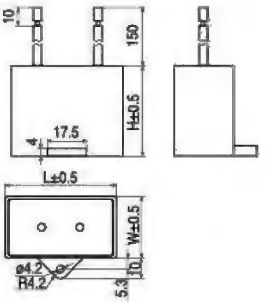

连接图CONNECTION DIAGRAMS

- 运转方向指从电动机轴看来的方向。CW表示顺时针方向，CCW表示逆时针方向。
- 表中所记型号为齿轮轴型，圆轴型亦同。
- The direction of motor rotation is as viewed from the shaft end of motor.
  CW represents the clockwise direction, while CCW represents the counterclockwise direction.
- Name indicated in the list is pinion shaft type, also valid for the equivalent round.

导线型Lead Wire Type		带端子箱型Terminal Box Type	
4IK25GN-A、4IK25GN-E 4IK25GN-C、4IK25GN-H	4IK25GN-S	4IK25GN-AT、4IK25GN-ET 4IK25GN-CT、4IK25GN-HT	4IK25GN-ST
顺时针方向CW 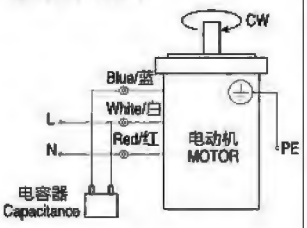	顺时针方向CW 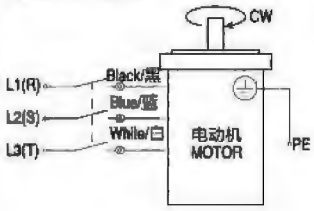	顺时针方向CW 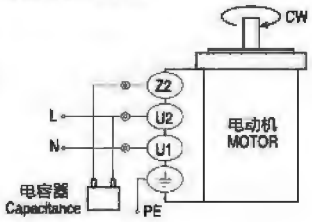	顺时针方向CW 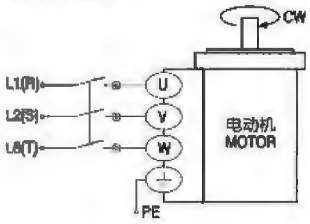
逆时针方向CCW 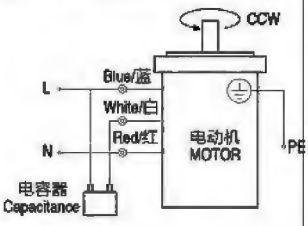	逆时针方向CCW 若对换R、S、T中任意二条，电动机会作逆时针方向动转 To change the rotation direction change any two connections between R.S and T.	逆时针方向CCW 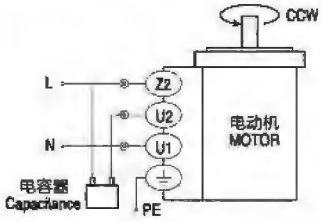	逆时针方向CCW 若对换R、S、T中任意二条，电动机会作逆时针方向动转 To change the rotation direction change any two connections between R.S and T.

请注意 Note:

- 单相电动机运转方向的转换应在电动机停止后进行。
- 若在电动机运转时转换运转方向，可能发生无法转换运转方向或须费时较久的情况。
- Change the direction of single-phase motor rotation only after bring the motor to a stop.
- If an attempt is made to change the direction of rotation while the motor is rotating, motor may ignore reversing command or change its direction of rotation after some delay.

感应电动机 INDUCTION MOTOR

40W

□90mm

规格 / 连续额定 SPECS / CONTINUOUS RATING

型号Model 类型Type 上段: 齿轮轴 Above: gearbox 下段( )内: 圆轴 below in( ): round shaft 导线型 Lead Wire Type 外形图Drawing ①	带端子箱型 Terminal Box Type 外形图Drawing ②	输出功率 Output power W	电压 Voltage V	频率 Frequency Hz	电流 Current A	启动转矩 Starting Torque mN.m	额定转矩 Rated Torque mN.m	额定转速 Rated Speed r/min	电容器容量 Capacitor μF
5IK40GN-A (5IK40A-A)	5IK40GN-AT (5IK40A-AT)	40	1ph100	50	0.65	220	315	1250	12.0
				60	0.70		260	1550	
5IK40GN-E (5IK40A-E)	5IK40GN-ET (5IK40A-ET)	40	1ph110	60	0.55	220	260	1550	8.0
			1ph120		0.60				
5IK40GN-C (5IK40A-C)	5IK40GN-CT (5IK40A-CT)	40	1ph220	50	0.35	220	315	1250	2.5
			1ph230		0.40				
5IK40GN-H (5IK40A-H)	5IK40GN-HT (5IK40A-HT)	40	1ph220	60	0.35	220	260	1550	
			1ph230		0.40				
5IK40GN-S (5IK40A-S)	5IK40GN-ST (5IK40A-ST)	40	3ph220	50	0.30	800	315	1250	-
				60	0.25	660	250	1550	

●各种安全规格以电动机铭牌上的型号取得认定。

●When the motor is approved under various safety standards, the model name on the nameplate is the approved model name.

种类 TYPE

●电动机 MOTOR

机型 Type	型号 Model	
	齿轮轴型 Pinion Shaft	圆轴型 Round Shaft
导线型 Lead Wire Type	5IK40GN-A	5IK40A-A
	5IK40GN-E	5IK40A-E
	5IK40GN-C	5IK40A-C
	5IK40GN-H	5IK40A-H
	5IK40GN-S	5IK40A-S
带端子箱型 Terminal Box Type	5IK40GN-AT	5IK40A-AT
	5IK40GN-ET	5IK40A-ET
	5IK40GN-CT	5IK40A-CT
	5IK40GN-HT	5IK40A-HT
	5IK40GN-ST	5IK40A-ST

●平行轴减速器(另售) PARALLEL SHAFT GEARHEAD (SOLD SEPARATELY)

减速器种类 Gearhead Type	减速器型号 Gearhead Model	减速比 Gear Ratio
长寿命 · 低噪音 Long Life Low Noise	5GN□K	3、3.6、5、6、7.5、9、12.5、15、18、25、30、36、50、60、75、90、100、120、150、180、200
	5GN10XK (中间减速器Mid-gearbox)	

●减速器型号的□中为减速比的数值

●Enter the gear ratio in the box (□) within the model name

■装有减速器时的容许转矩
ALLOWABLE TORQUE WHEN BEING WITH GEARHEAD

- 减速器 · 中间减速器另售
- 电动机型号的□中为表示带端子箱型的记号 (T)
- 减速器型号的□中为减速比的数值。
- ▭ 色表示与电动机同一方向运转，其他则为相反方向。
- 转速是以电动机的同步转速 (50Hz: 1500r/min、60Hz: 1800r/min) 为基准除以减速比而算出来的数值。实际转速将随负载大小变化而比所示数值减少2%~20%左右。
- 希望以大于下表的减速比进行进一步减速时，可在电动机与减速器之间安装减速比为10的中间减速器。这时的容许转矩为10N·m。
- Gearhead and mid-gearbox can be sold separately.
- Enter the code that represents the terminal box type (T) in the box (□) within the model name.
- Enter the gear ratio in the box (□) within the model name.
- The colored background ▭ indicates the same rotating direction of the motor while the rotating direction of others are opposite.
- The speed is calculated by dividing the motor's synchronous speed (50Hz: 1500r/min、60Hz: 1800r/min) by the gear ratio. The actual speed is 2%~20% less than the displayed value, depending on the size of the load.
- To reduce the speed beyond the gear ratio in the table, attach a mid-gearbox (gear ratio: 10) between the gearhead and motor. In that case, the permissible torque is 10N·m.

容许力矩单位 Allowance Torque Unit：上段 Upside（N.m）/下段 Belowside（kgf.cm）

机型Type 电动机/减速器 Motor/Gearhead	减速比Gear Ratio		3	3.6	5	6	7.5	9	12.5	15	18	25	30	36	50	60	75	90	100	120	150	180	200
	转速Speed r/min	50Hz	500	417	300	250	200	166	120	100	83	60	50	41	30	25	20	16	15	12.5	10	8.3	7.5
		60Hz	600	500	360	300	240	200	144	120	100	72	60	50	36	30	24	20	18	15	12	10	9
5IK40GN-A□ 5IK40GN-E□ 5IK40GN-C□ 5IK40GN-H□ 5IK40GN-S□	5GN□K	50Hz	0.77	0.92	1.3	1.5	1.9	2.3	3.2	3.8	4.6	5.7	6.9	8.3	10	10	10	10	10	10	10	10	10
			7.85	9.38	13.2	15.3	19.4	23.4	32.6	38.7	46.9	58.1	70.4	84.7	100	100	100	100	100	100	100	100	100
		60Hz	0.63	0.76	1.1	1.3	1.6	1.9	2.6	3.2	3.8	4.7	5.7	6.8	8.6	10	10	10	10	10	10	10	10
			6.42	7.75	11.2	13.2	16.3	19.3	26.5	32.6	38.7	47.9	58.1	69.3	87.7	100	100	100	100	100	100	100	100

■容许悬挂负载 · 容许轴向负载
PERMISSIBLE OVERHUNG LOAD AND THRUST LOAD

电动机（圆轴型）→217页　　Motor (Round Shaft) →P217
减速器→217页　　Gearhead→P217

■减速器的容许负载惯性惯量J
PERMISSIBLE LOAD INERTIA J FOR GEARHEAD

→218页 →P218

■外形图 (单位 mm)
DIMENSIONS(Unit mm)

减速器附有安装用螺丝
Mounting screws are included with gearhead.

●导线型 Lead wiring Type ①

重量 Weight: 电动机 Motor 1.6kg 减速器 Gearhead 0.80kg

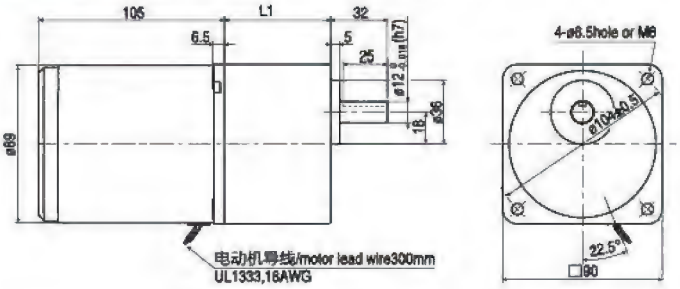

电动机型号 Motor Model	减速器型号 Gearhead Model	减速比 Gear Ratio	L1
5IK40GN-A 5IK40GN-E 5IK40GN-C 5IK40GN-H 5IK40GN-S	5GN□K	3~18	42
		25~200	60

- 减速器型号的□中为减速比的数值
- Enter the gear ratio in the box (□) within the model name

●带端子箱型Terminal Box Typ ②

重量 Weight: 电动机 Motor 2.55kg 减速器 Gearhead 1.35kg

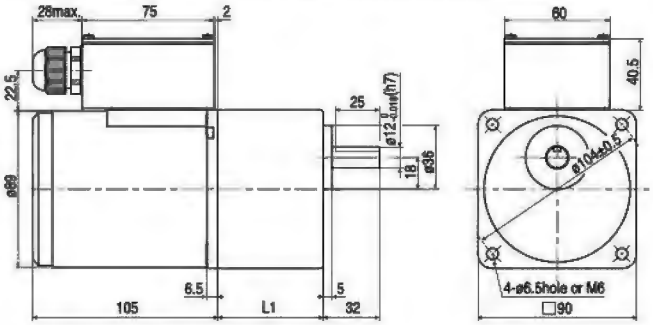

电动机型号 Motor Model	减速器型号 Gearhead Model	减速比 Gear Ratio	L1
5IK40GN-AT 5IK40GN-ET 5IK40GN-CT 5IK40GN-HT 5IK40GN-ST	5GN□K	3~18	42
		25~200	60

●减速器型号的□中为减速比的数值

●Enter the gear ratio in the box (□) within the model name

●键·键槽（减速器附件）Key·keyway (The key is included with the gearhead)

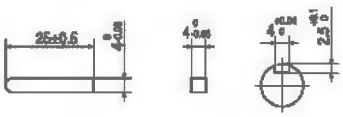

●圆轴型的转轴部分Shaft Section of Round Shaft Type

除重量及轴部外，电动机外形与齿轮轴相同Excluding weight and the shaft section Motor shape are the same as those of the pinion shaft type

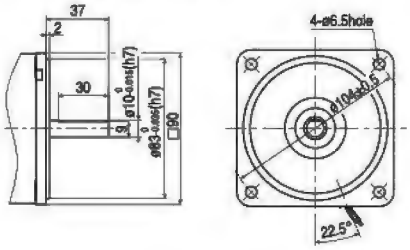

●中间减速器 Mid-gearbox

可安装在GN齿轮轴型上

Can be connected to GN pinion 5GN10XK

重量 Weight: 0.6kg

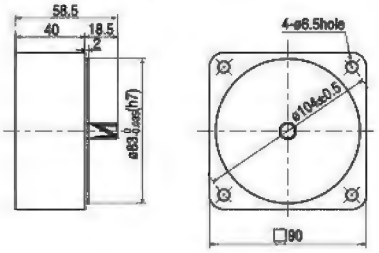

●电容器外形尺寸 Formal Dimension of Capacitor

型号 Model		电容器型号 Capacitor Model	L	W	H
齿轮轴型 Pinion Shaft	圆轴型 Round Shaft				
5IK40GN-A□	5IK40A-A□	ZD120CFAUL	47	17	31
5IK40GN-E□	5IK40A-E□	ZD80CFAUL	38	17	28
5IK40GN-C□	5IK40A-C□	ZD25BFAUL	36	16	28

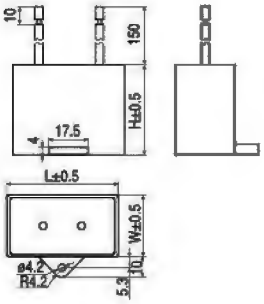

●常规电容器出线为引线，也可根据客户要求配置插片式187#

●电动机型号的□中为表示带端子箱型的记号 (T)

●Note: Conventional capacitor is a lead wire type.Inserted 187# is optional

●Enter the code that represents the terminal box type (T) in the box (□) within the model name

连接图CONNECTION DIAGRAMS

- 运转方向指从电动机轴看来的方向。CW表示顺时针方向，CCW表示逆时针方向。
- 表中所记型号为齿轮轴型，圆轴型亦同。
- The direction of motor rotation is as viewed from the shaft end of motor.
  CW represents the clockwise direction, while CCW represents the counterclockwise direction.
- Name indicated in the list is pinion shaft type, also valid for the equivalent round.

导线型Lead Wire Type		带端子箱型Terminal Box Type	
5IK40GN-A、5IK40GN-E 5IK40GN-C、5IK40GN-H	5IK40GN-S	5IK40GN-AT、5IK40GN-ET 5IK40GN-CT、5IK40GN-HT	5IK40GN-ST
顺时针方向CW 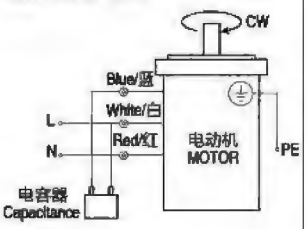 	顺时针方向CW 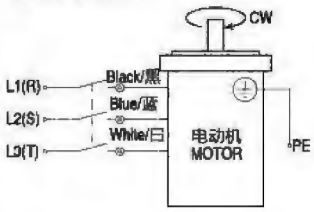 	顺时针方向CW 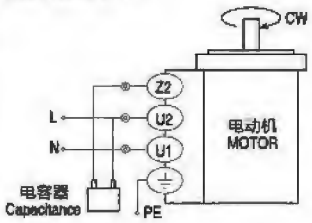 	顺时针方向CW 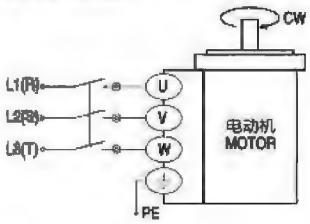
逆时针方向CCW 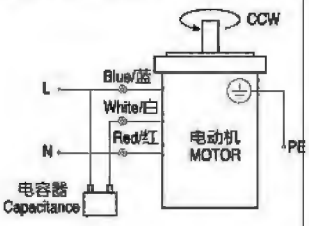 	逆时针方向CCW 若对换R、S、T中任意二条，电动机会作逆时针方向动转 To change the rotation direction change any two connections between R.S and T.	逆时针方向CCW 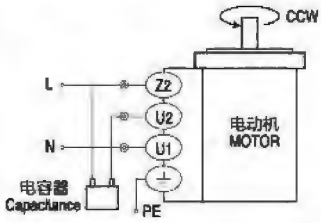 	逆时针方向CCW 若对换R、S、T中任意二条，电动机会作逆时针方向动转 To change the rotation direction change any two connections between R.S and T.

请注意 Note:

- 单相电动机运转方向的转换应在电动机停止后进行。
- 若在电动机运转时转换运转方向，可能发生无法转换运转方向或须费时较久的情况。
- Change the direction of single-phase motor rotation only after bring the motor to a stop.
- If an attempt is made to change the direction of rotation while the motor is rotating, motor may ignore reversing command or change its direction of rotation after some delay.

感应电动机 INDUCTION MOTOR

60W

□90mm

规格 / 连续额定 SPECS / CONTINUOUS RATING

型号Model 类型Type 上段: 齿轮轴 Above: gearbox 下段（ ）内: 圆轴below in( ): round shaft 导线型 Lead Wire Type 外形图Drawing ①	带端子箱型 Terminal Box Type 外形图Drawing ②	输出功率 Output power W	电压 Voltage V	频率 Frequency Hz	电流 Current A	启动转矩 Starting Torque mN.m	额定转矩 Rated Torque mN.m	额定转速 Rated Speed r/min	电容器容量 Capacitor μF
5IK60GN-AF (5IK60A-AF)	5IK60GN-AFT (5IK60A-AFT)	60	1ph100	50	1.00	320	470	1250	20.0
				60	1.10		380	1550	
5IK60GN-EF (5IK60A-EF)	5IK60GN-EFT (5IK60A-EFT)	60	1ph110	60	0.80	300	380	1550	12.0
			1ph120		0.85				
5IK60GN-CF (5IK60A-CF)	5IK60GN-CFT (5IK60A-CFT)	60	1ph220	50	0.50	340	470	1250	4.0
			1ph230		0.55				
5IK60GN-HF (5IK60A-HF)	5IK60GN-HFT (5IK60A-HFT)	60	1ph220	60	0.50	340	380	1550	
			1ph230		0.55				
5IK60GN-SF (5IK60A-SF)	5IK60GN-SFT (5IK60A-SFT)	60	3ph220	50	0.45	1000	470	1250	-
				60	0.40	800	380	1550	

●各种安全规格以电动机铭牌上的型号取得认定。

●When the motor is approved under various safety standards, the model name on the nameplate is the approved model name.

种类 TYPE

●电动机 MOTOR

机型 Type	型号 Model 齿轮轴型 Pinion Shaft	圆轴型 Round Shaft
导线型 Lead Wire Type	5IK60GN-AF	5IK60A-AF
	5IK60GN-EF	5IK60A-EF
	5IK60GN-CF	5IK60A-CF
	5IK60GN-HF	5IK60A-HF
	5IK60GN-SF	5IK60A-SF
带端子箱型 Terminal Box Type	5IK60GN-AFT	5IK60A-AFT
	5IK60GN-EFT	5IK60A-EFT
	5IK60GN-CFT	5IK60A-CFT
	5IK60GN-HFT	5IK60A-HFT
	5IK60GN-SFT	5IK60A-SFT

●平行轴减速器(另售) PARALLEL SHAFT GEARHEAD (SOLD SEPARATELY)

减速器种类 Gearhead Type	减速器型号 Gearhead Model	减速比 Gear Ratio
长寿命 · 低噪音 Long Life · Low Noise	5GN□K	3、3.6、5、6、7.5、9、12.5、15、18、25、30、36、50、60、75、90、100、120、150、180、200
	5GN10XK (中间减速器Mid-gearbox)	

●减速器型号的□中为减速比的数值

●Enter the gear ratio in the box (□) within the model name

■装有减速器时的容许转矩
ALLOWABLE TORQUE WHEN BEING WITH GEARHEAD

- 减速器·中间减速器另售
- 电动机型号的□中为表示带端子箱型的记号 (T)
- 减速器型号的□中为减速比的数值。
- ▭ 色表示与电动机同一方向运转，其他则为相反方向。
- 转速是以电动机的同步转速 (50Hz: 1500r/min、60Hz: 1800r/min) 为基准除以减速比而算出来的数值。实际转速将随负载大小变化而比所示数值减少2%~20%左右。
- 希望以大于下表的减速比进行进一步减速时，可在电动机与减速器之间安装减速比为10的中间减速器。这时的容许转矩为10N·m。
- Gearhead and mid-gearbox can be sold separately.
- Enter the code that represents the terminal box type (T) in the box (□) within the model name.
- Enter the gear ratio in the box (□) within the model name.
- The colored background ▭ indicates the same rotating direction of the motor while the rotating direction of others are opposite.
- The speed is calculated by dividing the motor's synchronous speed (50Hz: 1500r/min、60Hz: 1800r/min) by the gear ratio. The actual speed is 2%~20% less than the displayed value, depending on the size of the load.
- To reduce the speed beyond the gear ratio in the table, attach a mid-gearbox (gear ratio: 10) between the gearhead and motor. In that case, the permissible torque is 10N·m.

容许力矩单位 Allowance Torque Unit：上段 Upside（N.m）/下段 Belowside（kgf.cm）

机型Type 电动机/减速器 Motor/Gearhead	减速比Gear Ratio		3	3.6	5	6	7.5	9	12.5	15	18	25	30	36	50	60	75	90	100	120	150	180	200
	转速Speed r/min	50Hz	500	417	300	250	200	166	120	100	83	60	50	41	30	25	20	16	15	12.5	10	8.3	7.5
		60Hz	600	500	360	300	240	200	144	120	100	72	60	50	36	30	24	20	18	15	12	10	9
5IK60GN-AF□ 5IK60GN-EF□ 5IK60GN-CF□ 5IK60GN-HF□ 5IK60GN-SF□	5GN□K	50Hz	1.1	1.4	1.9	2.3	2.9	3.4	4.8	5.7	6.8	8.6	10	10	10	10	10	10	10	10	10	10	10
			11.2	14.2	19.3	23.4	29.6	34.7	48.9	58.1	69.3	87.7	100	100	100	100	100	100	100	100	100	100	100
		60Hz	0.92	1.1	1.5	1.8	2.3	2.8	3.8	4.6	5.5	6.9	8.3	10	10	10	10	10	10	10	10	10	10
			9.38	11.2	15.3	18.3	23.4	28.5	38.7	46.9	56.1	70.1	84.7	100	100	100	100	100	100	100	100	100	100

■容许悬挂负载 · 容许轴向负载
PERMISSIBLE OVERHUNG LOAD AND THRUST LOAD

电动机（圆轴型）→217页　　Motor (Round Shaft) →P217
减速器→217页　　Gearhead→P217

■减速器的容许负载惯性惯量J
PERMISSIBLE LOAD INERTIA J FOR GEARHEAD

→218页→P218

■外形图（单位 mm）
DIMENSIONS(Unit mm)

减速器附有安装用螺丝
Mounting screws are included with gearhead.

●导线型 Lead wiring Type ①

重量 Weight: 电动机 Motor 2.7kg 减速器 Gearhead 1.35kg

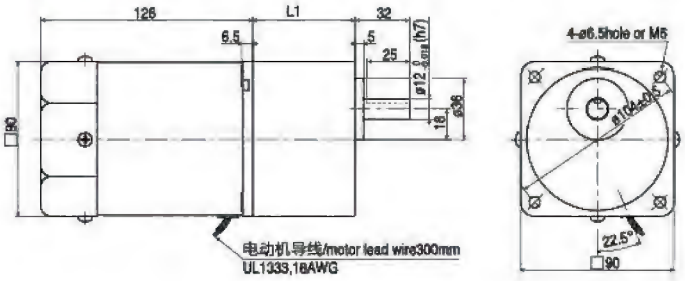

电动机型号 Motor Model	减速器型号 Gearhead Model	减速比 Gear Ratio	L1
5IK60GN-AF 5IK60GN-EF 5IK60GN-CF 5IK60GN-HF 5IK60GN-SF	5GN□K	3~18	42
		25~200	60

- 减速器型号的□中为减速比的数值
- Enter the gear ratio in the box (□) within the model name

●带端子箱型Terminal Box Typ②

重量 Weight: 电动机 Motor 2.85kg 减速器 Gearhead 1.35kg

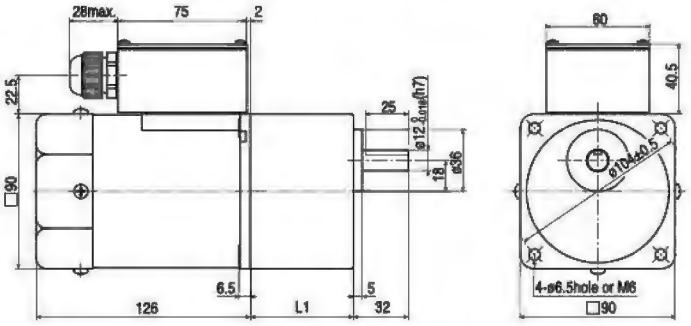

电动机型号 Motor Model	减速器型号 Gearhead Model	减速比 Gear Ratio	L1
5IK60GN-AFT 5IK60GN-EFT 5IK60GN-CFT 5IK60GN-HFT 5IK60GN-SFT	5GN□K	3~18	42
		25~200	60

●减速器型号的□中为减速比的数值

●Enter the gear ratio in the box (□) within the model name

●键·键槽（减速器附件）Key·keyway((The key is included with the gearhead)

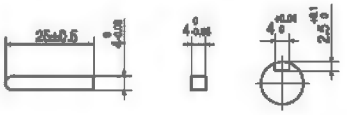

●圆轴型的转轴部分Shaft Section of Round Shaft Type

除重量及轴部外，电动机外形与齿轮轴相同

Excluding weight and the shaft section Motor shape are the same as those of the pinion shaft type

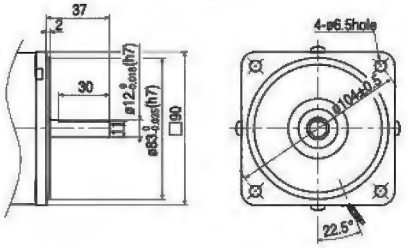

●中间减速器 Mid-gearbox

可安装在GN齿轮轴型上

Can be connected to GN pinion 5GN10XK

重量 Weight: 0.6kg

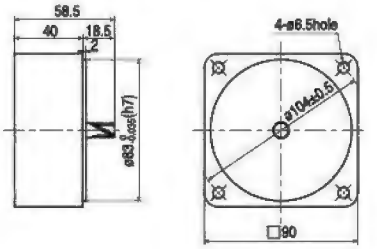

●电容器外形尺寸 Formal Dimension of Capacitor

型号 Model		电容器型号 Capacitor Model	L	W	H
齿轮轴型 Pinion Shaft	圆轴型 Round Shaft				
5IK60GN-AF□	5IK60A-AF□	ZD200CFAUL	47	23	35
5IK60GN-EF□	5IK60A-EF□	ZD120CFAUL	47	17	31
5IK60GN-CF□	5IK60A-CF□	ZD40BFAUL	47	17	31

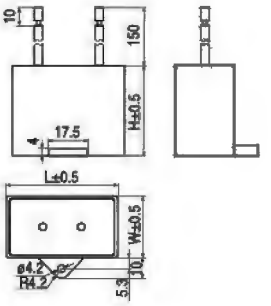

●常规电容器出线为引线，也可根据客户要求配置插片式187#

●电动机型号的□中为表示带端子箱型的记号 (T)

●Note: Conventional capacitor is a lead wire type. Inserted 187# is optional

●Enter the code that represents the terminal box type (T) in the box (□) within the model name

连接图CONNECTION DIAGRAMS

- 运转方向指从电动机轴看来的方向。CW表示顺时针方向，CCW表示逆时针方向。
- 表中所记型号为齿轮轴型，圆轴型亦同。
- The direction of motor rotation is as viewed from the shaft end of motor.
  CW represents the clockwise direction, while CCW represents the counterclockwise direction.
- Name indicated in the list is pinion shaft type, also valid for the equivalent round.

导线型Lead Wire Type		带端子箱型Terminal Box Type	
5IK60GN-AF、5IK60GN-EF 5IK60GN-CF、5IK60GN-HF	5IK60GN-SF	5IK60GN-AFT、5IK60GN-EFT 5IK60GN-CFT、5IK60GN-HFT	5IK60GN-SFT
顺时针方向CW 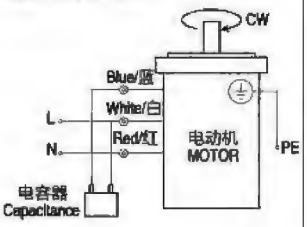	顺时针方向CW 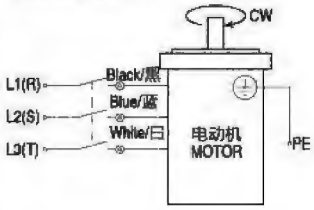	顺时针方向CW 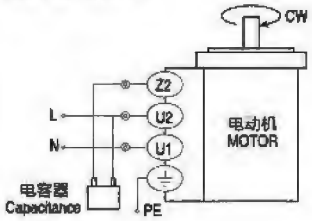	顺时针方向CW 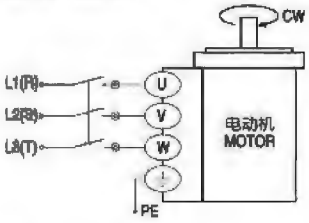
逆时针方向CCW 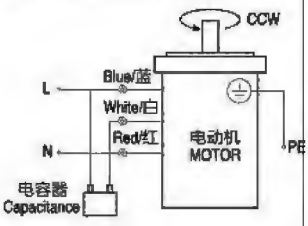	逆时针方向CCW 若对换R、S、T中任意二条，电动机会作逆时针方向动转 To change the rotation direction change any two connections between R.S and T.	逆时针方向CCW 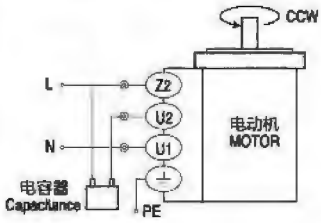	逆时针方向CCW 若对换R、S、T中任意二条，电动机会作逆时针方向动转 To change the rotation direction change any two connections between R.S and T.

请注意 Note:

- 单相电动机运转方向的转换应在电动机停止后进行。
- 若在电动机运转时转换运转方向，可能发生无法转换运转方向或须费时较久的情况。
- Change the direction of single-phase motor rotation only after bring the motor to a stop.
- If an attempt is made to change the direction of rotation while the motor is rotating, motor may ignore reversing command or change its direction of rotation after some delay.

感应电动机 INDUCTION MOTOR

60W

□90mm

规格 / 连续额定 SPECS / CONTINUOUS RATING

型号Model 类型Type 上段: 齿轮轴 Above: gearbox 下段 ( ) 内: 圆轴below in( ): round shaft 导线型 Lead Wire Type 外形图Drawing ①	带端子箱型 Terminal Box Type 外形图Drawing ②	输出功率 Output power W	电压 Voltage V	频率 Frequency Hz	电流 Current A	启动转矩 Starting Torque mN.m	额定转矩 Rated Torque mN.m	额定转速 Rated Speed r/min	电容器容量 Capacitor μF
5IK60GU-AF	5IK60GU-AFT	60	1ph100	50	1.00	320	470	1250	20.0
				60	1.10		380	1550	
5IK60GU-EF	5IK60GU-EFT	60	1ph110	60	0.80	250	380	1550	12.0
			1ph120		0.85	300			
5IK60GU-CF	5IK60GU-CFT	60	1ph220	50	0.50	340	470	1250	4.0
			1ph230		0.55				
5IK60GU-HF	5IK60GU-HFT	60	1ph220	60	0.50	340	380	1550	
			1ph230		0.55				
5IK60GU-SF	5IK60GU-SFT	60	3ph220	50	0.45	1000	470	1250	-
				60	0.40	800	380	1550	

●各种安全规格以电动机铭牌上的型号取得认定。

●When the motor is approved under various safety standards, the model name on the nameplate is the approved model name.

种类 TYPE

●电动机 MOTOR

机型 Type	型号 Model 齿轮轴型 Pinion Shaft
导线型 Lead Wire Type	5IK60GU-AF
	5IK60GU-EF
	5IK60GU-CF
	5IK60GU-HF
	5IK60GU-SF
带端子箱型 Terminal Box Type	5IK60GU-AFT
	5IK60GU-EFT
	5IK60GU-CFT
	5IK60GU-HFT
	5IK60GU-SFT

●平行轴减速器(另售) PARALLEL SHAFT GEARHEAD (SOLD SEPARATELY)

减速器种类 Gearhead Type	减速器型号 Gearhead Model	减速比 Gear Ratio
长寿命 ·低噪音 Long Life · Low Noise	5GU□KB	3、3.6、5、6、7.5、9、12.5、15、18、25、30、36、50、60、75、90、100、120、150、180、200
	5GU10XK (中间减速器Mid-gearbox)	

●减速器型号的□中为减速比的数值

●Enter the gear ratio in the box (□) within the model name

■装有减速器时的容许转矩
ALLOWABLE TORQUE WHEN BEING WITH GEARHEAD

- 减速器·中间减器速另售
- 电动机型号的□中为表示带端子箱型的记号 (T)
- 减速器型号的□中为减速比的数值。
- ▭ 色表示与电动机同一方向运转，其他则为相反方向。
- 转速是以电动机的同步转速 (50Hz: 1500r/min、60Hz: 1800r/min) 为基准除以减速比而算出来的数值。实际转速将随负载大小变化而比所示数值减少2%~20%左右。
- 希望以大于下表的减速比进行进一步减速时，可在电动机与减速器之间安装减速比为10的中间减速器。这时的容许转矩为20N·m。
- Gearhead and mid-gearbox can be sold separately.
- Enter the code that represents the terminal box type (T) in the box (□) within the model name.
- Enter the gear ratio in the box (□) within the model name.
- The colored background ▭ indicates the same rotating direction of the motor while the rotating direction of others are opposite.
- The speed is calculated by dividing the motor's synchronous speed (50Hz: 1500r/min、60Hz: 1800r/min) by the gear ratio. The actual speed is 2%~20% less than the displayed value, depending on the size of the load.
- To reduce the speed beyond the gear ratio in the table, attach a mid-gearbox (gear ratio: 10)between the gearhead and motor. In that case, the permissible torque is 20N·m.

容许力矩单位 Allowance Torque Unit：上段 Upside（N.m）/下段 Belowside（kgf.cm）

机型Type 电动机/减速器 Motor/Gearhead	减速比Gear Ratio		3	3.6	5	6	7.5	9	12.5	15	18	25	30	36	50	60	75	90	100	120	150	180	200
	转速Speed r/min	50Hz	500	417	300	250	200	166	120	100	83	60	50	41	30	25	20	16	15	12.5	10	8.3	7.5
		60Hz	600	500	360	300	240	200	144	120	100	72	60	50	36	30	24	20	18	15	12	10	9
5IK60GU-AF□ 5IK60GU-EF□ 5IK60GU-CF□ 5IK60GU-HF□ 5IK60GU-SF□	5GU□KB	50Hz	1.1	1.4	1.9	2.3	2.9	3.4	4.3	5.1	6.2	7.8	9.3	11.2	15.5	18.6	20	20	20	20	20	20	20
			11.2	14.2	19.3	23.4	29.6	34.7	43.8	52	63.3	79.6	94.9	114	158	190	200	200	200	200	200	200	200
		60Hz	0.92	1.1	1.5	1.8	2.3	2.8	3.5	4.2	5.0	6.3	7.5	9.0	12.5	15.0	18.8	20	20	20	20	20	20
			9.38	11.2	15.3	18.3	23.4	28.5	35.7	42.9	51	64.3	76.5	92.1	128	154	192	200	200	200	200	200	200

■容许悬挂负载·容许轴向负载
PERMISSIBLE OVERHUNG LOAD AND THRUST LOAD

电动机（圆轴型）→217页　　Motor (Round Shaft) →P217
减速器→217页　　Gearhead→P217

■减速器的容许负载惯性惯量J
PERMISSIBLE LOAD INERTIA J FOR GEARHEAD

→218页→P218

■外形图（单位 mm）
DIMENSIONS(Unit mm)

减速器附有安装用螺丝
Mounting screws are included with gearhead.

●导线型 Lead wiring Type ①

重量 Weight: 电动机 Motor 2.7kg 减速器 Gearhead 1.5kg

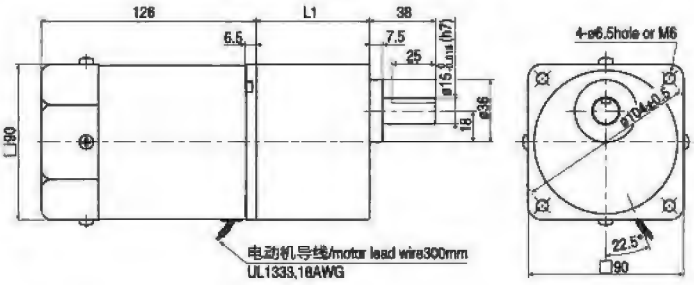

电动机型号 Motor Model	减速器型号 Gearhead Model	减速比 Gear Ratio	L1
5IK60GU-AF 5IK60GU-EF 5IK60GU-CF 5IK60GU-HF 5IK60GU-SF	5GU□KB	3~200	65.5

- 减速器型号的□中为减速比的数值
- Enter the gear ratio in the box (□) within the model name

●带端子箱型Terminal Box Typ ②

重量 Weight: 电动机 Motor 2.85kg 减速器 Gearhead 1.5kg

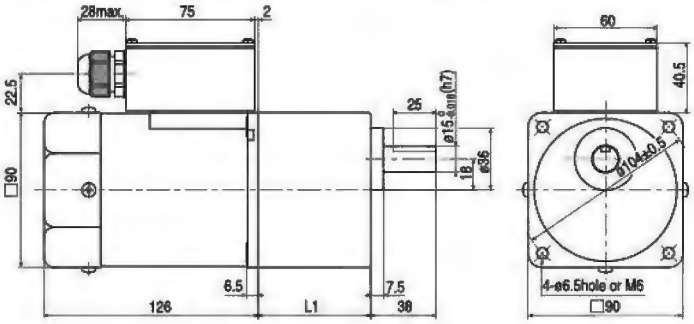

电动机型号 Motor Model	减速器型号 Gearhead Model	减速比 Gear Ratio	L1
5IK60GU-AFT 5IK60GU-EFT 5IK60GU-CFT 5IK60GU-HFT 5IK60GU-SFT	5GU□KB	3~200	65.5

●减速器型号的□中为减速比的数值

●Enter the gear ratio in the box (□) within the model name

●凸缘安装型减速器Flange Mounting Reducer

可安装在GU齿轮轴型上

Can be Mounted on GU Type gear shaft 5GU□K

重量 Weight: 1.5kg

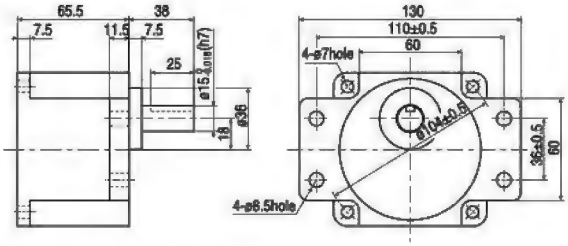

●键·键槽（减速器附件）

Key·keyway (The key is included with the gearhead)

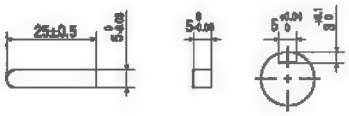

●圆轴型的转轴部分Shaft Section of Round Shaft Type

除重量及轴部外，电动机外形与齿轮轴相同

Excluding weight and the shaft section Motor shape are the same as those of the pinion shaft type

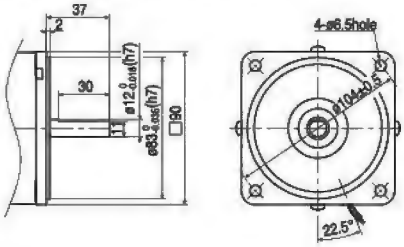

●中间减速器 Mid-gearbox

可安装在GU齿轮轴型上

Can be connected to GU pinion 5GU10XK

重量 Weight: 0.65kg

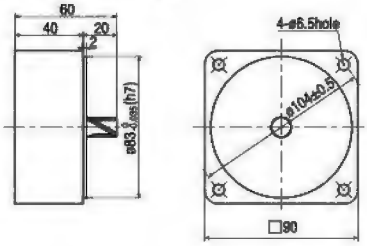

●电容器外形尺寸 Formal Dimension of Capacitor

型号 Model 齿轮轴型 Pinion Shaft	电容器型号 Capacitor Model	L	W	H
5IK60GU-AF□	ZD200CFAUL	47	23	35
5IK60GU-EF□	ZD120CFAUL	47	17	31
5IK60GU-CF□	ZD40BFAUL	47	17	31

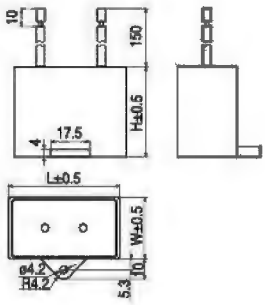

●常规电容器出线为引线，也可根据客户要求配置插片式187#

●电动机型号的□中为表示带端子箱型的记号 (T)

●Note: Conventional capacitor is a lead wire type.Inserted 187# is optional

●Enter the code that represents the terminal box type (T) in the box (□) within the model name

连接图CONNECTION DIAGRAMS

- 运转方向指从电动机轴看来的方向。CW表示顺时针方向，CCW表示逆时针方向。
- 表中所记型号为齿轮轴型，圆轴型亦同。
- The direction of motor rotation is as viewed from the shaft end of motor.
  CW represents the clockwise direction, while CCW represents the counterclockwise direction.
- Name indicated in the list is pinion shaft type, also valid for the equivalent round.

导线型Lead Wire Type		带端子箱型Terminal Box Type	
5IK60GU-AF、5IK60GU-EF 5IK60GU-CF、5IK60GU-HF	5IK60GU-SF	5IK60GU-AFT、5IK60GU-EFT 5IK60GU-CFT、5IK60GU-HFT	5IK60GU-SFT
顺时针方向CW 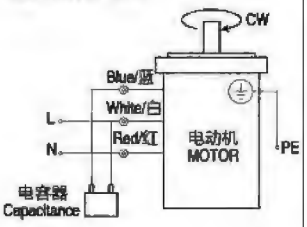 	顺时针方向CW 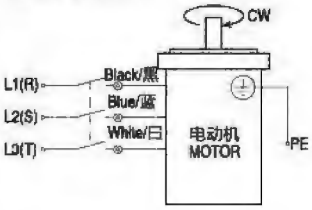 	顺时针方向CW 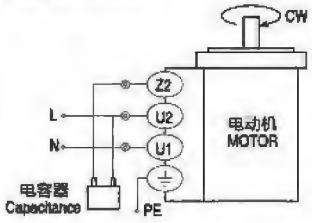 	顺时针方向CW 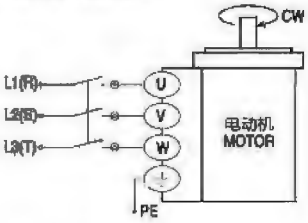
逆时针方向CCW 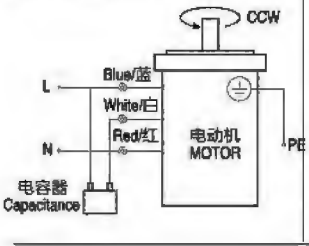 	逆时针方向CCW 若对换R、S、T中任意二条，电动机会作逆时针方向动转 To change the rotation direction change any two connections between R.S and T.	逆时针方向CCW 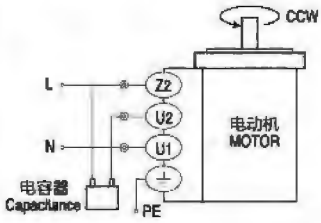 	逆时针方向CCW 若对换R、S、T中任意二条，电动机会作逆时针方向动转 To change the rotation direction change any two connections between R.S and T.

请注意 Note:

- 单相电动机运转方向的转换应在电动机停止后进行。
- 若在电动机运转时转换运转方向，可能发生无法转换运转方向或须费时较久的情况。
- Change the direction of single-phase motor rotation only after bring the motor to a stop.
- If an attempt is made to change the direction of rotation while the motor is rotating, motor may ignore reversing command or change its direction of rotation after some delay.

感应电动机 INDUCTION MOTOR

90W

□90mm

规格 / 连续额定 SPECS / CONTINUOUS RATING

型号Model 类型Type 上段: 齿轮轴 Above: gearbox 下段（ ）内: 圆轴below in( ): round shaft 导线型 Lead Wire Type 外形图Drawing ①	带端子箱型 Terminal Box Type 外形图Drawing ②	输出功率 Output power W	电压 Voltage V	频率 Frequency Hz	电流 Current A	启动转矩 Starting Torque mN.m	额定转矩 Rated Torque mN.m	额定转速 Rated Speed r/min	电容器容量 Capacitor μF
5IK90GU-AF	5IK90GU-AFT	90	1ph100	50	1.55	450	700	1250	25.0
(5IK90A-AF)	(5IK90A-AFT)			60	1.85		570	1550	
5IK90GU-EF	5IK90GU-EFT	90	1ph110	60	1.40	500	570	1550	20.0
(5IK90A-EF)	(5IK90A-EFT)		1ph120		1.45				
5IK90GU-CF	5IK90GU-CFT	90	1ph220	50	0.72	450	700	1250	5.0
(5IK90A-CF)	(5IK90A-CFT)		1ph230		0.70				
5IK90GU-HF	5IK90GU-HFT	90	1ph220	60	0.71	450	570	1550	
(5IK90A-HF)	(5IK90A-HFT)		1ph230		0.75				
5IK90GU-SF	5IK90GU-SFT	90	3ph220	50	0.60	1350	700	1250	-
(5IK90A-SF)	(5IK90A-SFT)			60	0.55	1100	570	1550	

●各种安全规格以电动机铭牌上的型号取得认定。

●When the motor is approved under various safety standards, the model name on the nameplate is the approved model name.

种类 TYPE

●电动机 MOTOR

机型 Type	型号 Model 齿轮轴型 Pinion Shaft	型号 Model 圆轴型 Round Shaft
导线型 Lead Wire Type	5IK90GU-AF	5IK90A-AF
	5IK90GU-EF	5IK90A-EF
	5IK90GU-CF	5IK90A-CF
	5IK90GU-HF	5IK90A-HF
	5IK90GU-SF	5IK90A-SF
带端子箱型 Terminal Box Type	5IK90GU-AFT	5IK90A-AFT
	5IK90GU-EFT	5IK90A-EFT
	5IK90GU-CFT	5IK90A-CFT
	5IK90GU-HFT	5IK90A-HFT
	5IK90GU-SFT	5IK90A-SFT

●平行轴减速器(另售) PARALLEL SHAFT GEARHEAD (SOLD SEPARATELY)

减速器种类 Gearhead Type	减速器型号 Gearhead Model	减速比 Gear Ratio
长寿命 · 低噪音 Long Life · Low Noise	5GU□KB	3、3.6、5、6、7.5、9、12.5、15、18、25、30、36、50、60、75、90、100、120、150、180、200
	5GU10XK(中间减速器Mid-gearbox)	

●减速器型号的□中为减速比的数值

●Enter the gear ratio in the box (□) within the model name

■装有减速器时的容许转矩
ALLOWABLE TORQUE WHEN BEING WITH GEARHEAD

- 减速器·中间减速器另售
- 电动机型号的□中为表示带端子箱型的记号 (T)
- 减速器型号的□中为减速比的数值。
- ▭ 色表示与电动机同一方向运转，其他则为相反方向。
- 转速是以电动机的同步转速 (50Hz: 1500r/min、60Hz: 1800r/min) 为基准除以减速比而算出来的数值。实际转速将随负载大小变化而比所示数值减少2%~20%左右。
- 希望以大于下表的减速比进行进一步减速时，可在电动机与减速器之间安装减速比为10的中间减速器。这时的容许转矩为20N·m。
- Gearhead and mid-gearbox can be sold separately.
- Enter the code that represents the terminal box type (T) in the box (□) within the model name.
- Enter the gear ratio in the box(□) within the model name.
- The colored background ▭ indicates the same rotating direction of the motor while the rotating direction of others are opposite.
- The speed is calculated by dividing the motor's synchronous speed (50Hz: 1500r/min、60Hz: 1800r/min) by the gear ratio. The actual speed is 2%~20% less than the displayed value, depending on the size of the load.
- To reduce the speed beyond the gear ratio in the table, attach a mid-gearbox (gear ratio: 10) between the gearhead and motor. In that case, the permissible torque is 20N·m.

容许力矩单位 Allowance Torque Unit：上段 Upside（N.m）/下段 Belowside（kgf.cm）

机型Type 电动机/减速器 Motor/Gearhead	减速比Gear Ratio		3	3.6	5	6	7.5	9	12.5	15	18	25	30	36	50	60	75	90	100	120	150	180	200
	转速Speed r/min	50Hz	500	417	300	250	200	166	120	100	83	60	50	41	30	25	20	16	15	12.5	10	8.3	7.5
		60Hz	600	500	360	300	240	200	144	120	100	72	60	50	36	30	24	20	18	15	12	10	9
5IK90GU-AF□ 5IK90GU-EF□ 5IK90GU-CF□ 5IK90GU-HF□ 5IK90GU-SF□	5GU□KB	50Hz	1.7	2.0	2.8	3.4	4.3	5.1	6.4	7.7	9.2	11.6	13.9	16.6	20	20	20	20	20	20	20	20	20
			17.3	20.4	28.6	34.7	43.9	52.0	65.3	78.6	93.3	118	142	169	200	200	200	200	200	200	200	200	200
		60Hz	1.4	1.7	2.3	2.8	3.5	4.2	5.2	6.2	7.5	9.4	11.3	13.5	18.8	20	20	20	20	20	20	20	20
			14.3	17.3	23.5	28.6	35.7	42.9	53.1	63.3	76.5	95.9	115	138	19.2	200	200	200	200	200	200	200	200

■容许悬挂负载·容许轴向负载
PERMISSIBLE OVERHUNG LOAD AND THRUST LOAD

电动机（圆轴型）→217页　　Motor (Round Shaft) →P217
减速器→217页　　Gearhead→P217

■减速器的容许负载惯性惯量J
PERMISSIBLE LOAD INERTIA J FOR GEARHEAD

→218页→P218

■外形图（单位 mm）
DIMENSIONS(Unit mm)

减速器附有安装用螺丝
Mounting screws are included with gearhead.

●导线型 Lead wiring Type ①

重量 Weight: 电动机 Motor 3.2kg 减速器 Gearhead 1.5kg

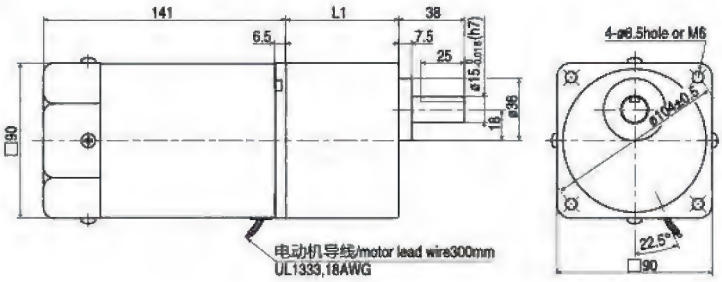

电动机型号 Motor Model	减速器型号 Gearhead Model	减速比 Gear Ratio	L1
5IK90GU-AF 5IK90GU-EF 5IK90GU-CF 5IK90GU-HF 5IK90GU-SF	5GU□KB	3~200	65.5

- 减速器型号的□中为减速比的数值
- Enter the gear ratio in the box (□) within the model name

●带端子箱型Terminal Box Typ ②

重量 Weight: 电动机 Motor 3.35kg 减速器 Gearhead 1.5kg

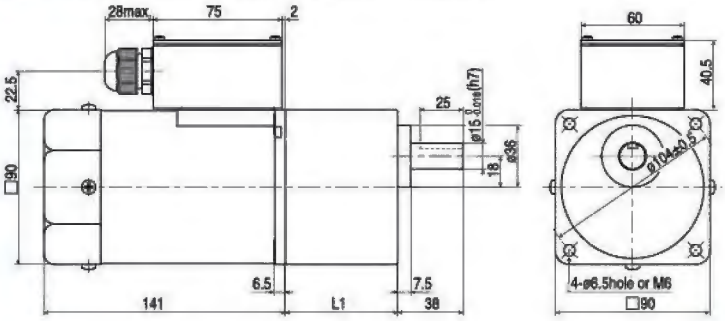

电动机型号 Motor Model	减速器型号 Gearhead Model	减速比 Gear Ratio	L1
5IK90GU-AFT 5IK90GU-EFT 5IK90GU-CFT 5IK90GU-HFT 5IK90GU-SFT	5GU□KB	3–200	65.5

●减速器型号的□中为减速比的数值

●Enter the gear ratio in the box (□) within the model name

●凸缘安装型减速器Flange Mounting Reducer

可安装在GU齿轮轴型上

Can be Mounted on GU Type gear shaft 5GU□K

重量 Weight: 1.5kg

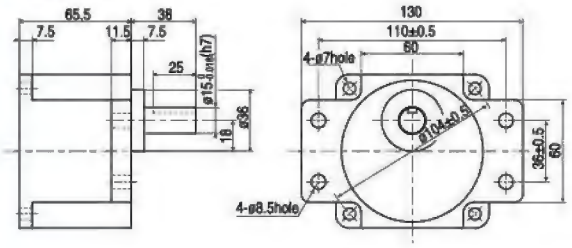

●键·键槽（减速器附件）

Key·keyway(The key is included with the gearhead)

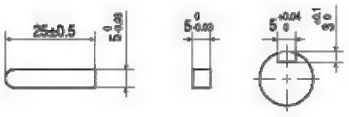

●圆轴型的转轴部分Shaft Section of Round Shaft Type

除重量及轴部外，电动机外形与齿轮轴相同

Excluding weight and the shaft section Motor shape are the same as those of the pinion shaft type

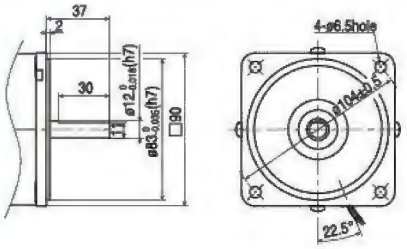

●中间减速器 Mid-gearbox

可安装在GU齿轮轴型上

Can be connected to GU pinion 5GU10XK

重量 Weight: 0.65kg

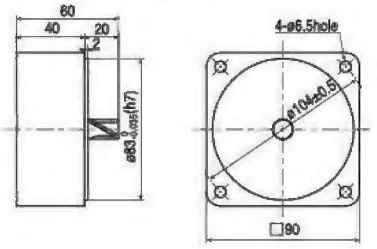

●电容器外形尺寸 Formal Dimension of Capacitor

型号 Model		电容器型号 Capacitor Model	L	W	H
齿轮轴型 Pinion Shaft	圆轴型 Round Shaft				
5IK90GU-AF□	5IK90A-AF□	ZD250CFAUL	59	30	42
5IK90GU-EF□	5IK90A-EF□	ZD200CFAUL	47	23	35
5IK90GU-CF□	5IK90A-CF□	ZD50BFAUL	47	19	31

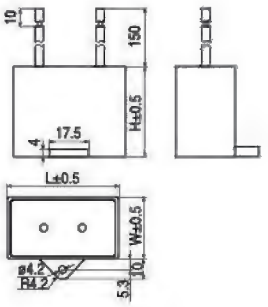

●常规电容器出线为引线，也可根据客户要求配置插片式187#

●电动机型号的□中为表示带端子箱型的记号 (T)

●Note: Conventional capacitor is a lead wire type.Inserted 187# is optional

●Enter the code that represents the terminal box type (T) in the box (□) within the model name

连接图CONNECTION DIAGRAMS

- 运转方向指从电动机轴看来的方向。CW表示顺时针方向，CCW表示逆时针方向。
- 表中所记型号为齿轮轴型，圆轴型亦同。
- The direction of motor rotation is as viewed from the shaft end of motor.
  CW represents the clockwise direction, while CCW represents the counterclockwise direction.
- Name indicated in the list is pinion shaft type, also valid for the equivalent round.

导线型Lead Wire Type		带端子箱型Terminal Box Type	
5IK90GU-AF、5IK90GU-EF 5IK90GU-CF、5IK90GU-HF	5IK90GU-SF	5IK90GU-AFT、5IK90GU-EFT 5IK90GU-CFT、5IK90GU-HFT	5IK90GU-SFT
顺时针方向CW 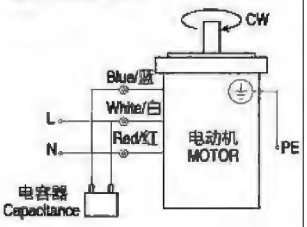	顺时针方向CW 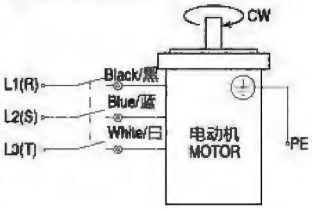	顺时针方向CW 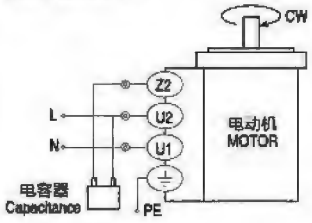	顺时针方向CW 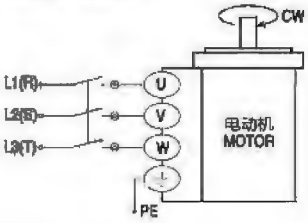
逆时针方向CCW 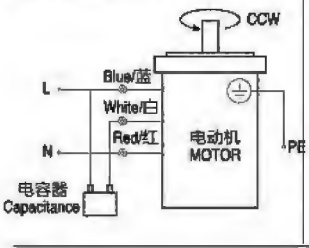	逆时针方向CCW 若对换R、S、T中任意二条，电动机会作逆时针方向动转 To change the rotation direction change any two connections between R.S and T.	逆时针方向CCW 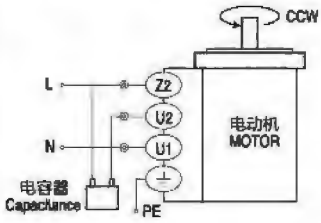	逆时针方向CCW 若对换R、S、T中任意二条，电动机会作逆时针方向动转 To change the rotation direction change any two connections between R.S and T.

请注意 Note:

- 单相电动机运转方向的转换应在电动机停止后进行。
- 若在电动机运转时转换运转方向，可能发生无法转换运转方向或须费时较久的情况。
- Change the direction of single-phase motor rotation only after bring the motor to a stop.
- If an attempt is made to change the direction of rotation while the motor is rotating, motor may ignore reversing command or change its direction of rotation after some delay.

感应电动机 INDUCTION MOTOR

120W

□90mm

规格 / 连续额定 SPECS / CONTINUOUS RATING

型号Model 类型Type 上段: 齿轮轴 Above: gearbox 下段 ( ) 内: 圆轴below in( ):round shaft 导线型 Lead Wire Type 外形图Drawing ①	带端子箱型 Terminal Box Type 外形图Drawing ②	输出功率 Output power W	电压 Voltage V	频率 Frequency Hz	电流 Current A	启动转矩 Starting Torque mN.m	额定转矩 Rated Torque mN.m	额定转速 Rated Speed r/min	电容器容量 Capacitor μF
5IK120GU-AF (5IK120A-AF)	5IK120GU-AFT (5IK120A-AFT)	120	1ph100	50	2.1	600	930	1250	30.0
				60	2.5		750	1550	
5IK120GU-EF (5IK120A-EF)	5IK120GU-EFT (5IK120A-EFT)	120	1ph110	60	1.65	600	750	1550	25.0
			1ph120		1.80				
5IK120GU-CF (5IK120A-CF)	5IK120GU-CFT (5IK120A-CFT)	120	1ph220	50	1.0	650	930	1250	7.0
			1ph230		0.95				
5IK120GU-HF (5IK120A-HF)	5IK120GU-HFT (5IK120A-HFT)	120	1ph220	60	1.0	600	750	1550	
			1ph230		0.95				
5IK120GU-SF (5IK120A-SF)	5IK120GU-SFT (5IK120A-SFT)	120	3ph220	50	0.70	1850	930	1250	-
				60	0.60	1600	750	1550	

●各种安全规格以电动机铭牌上的型号取得认定。

●When the motor is approved under various safety standards, the model name on the nameplate is the approved model name.

种类 TYPE

●电动机 MOTOR

机型 Type	型号 Model	
	齿轮轴型 Pinion Shaft	圆轴型 Round Shaft
导线型 Lead Wire Type	5IK120GU-AF	5IK120A-AF
	5IK120GU-EF	5IK120A-EF
	5IK120GU-CF	5IK120A-CF
	5IK120GU-HF	5IK120A-HF
	5IK120GU-SF	5IK120A-SF
带端子箱型 Terminal Box Type	5IK120GU-AFT	5IK120A-AFT
	5IK120GU-EFT	5IK120A-EFT
	5IK120GU-CFT	5IK120A-CFT
	5IK120GU-HFT	5IK120A-HFT
	5IK120GU-SFT	5IK120A-SFT

●平行轴减速器(另售) PARALLEL SHAFT GEARHEAD (SOLD SEPARATELY)

减速器种类 Gearhead Type	减速器型号 Gearhead Model	减速比 Gear Ratio
长寿命 · 低噪音 Long Life · Low Noise	5GU□KB	3、3.6、5、6、7.5、9、12.5、15、18、25、30、36、50、60、75、90、100、120、150、180、200
	5GU10XK(中间减速器Mid-gearbox)	

●减速器型号的□中为减速比的数值

●Enter the gear ratio in the box (□) within the model name

■装有减速器时的容许转矩
ALLOWABLE TORQUE WHEN BEING WITH GEARHEAD

- 减速器·中间减速器另售。
- 电动机型号的□中为表示带端子箱型的记号 (T) 。
- 减速器型号的□中为减速比的数值。
- ▭ 色表示与电动机同一方向运转，其他则为相反方向。
- 转速是以电动机的同步转速 (50Hz: 1500r/min、60Hz: 1800r/min) 为基准除以减速比而算出来的数值。实际转速将随负载大小变化而比所示数值减少2%~20%左右。
- 希望以大于下表的减速比进行进一步减速时，可在电动机与减速器之间安装减速比为10的中间减速器。这时的容许转矩为20N·m。
- Gearhead and mid-gearbox can be sold separately.
- Enter the code that represents the terminal box type (T) in the box (□) within the model name.
- Enter the gear ratio in the box (□) within the model name.
- The colored background ▭ indicates the same rotating direction of the motor while the rotating direction of others are opposite.
- The speed is calculated by dividing the motor's synchronous speed (50Hz: 1500r/min、60Hz: 1800r/min) by the gear ratio. The actual speed is 2%~20% less than the displayed value, depending on the size of the load.
- To reduce the speed beyond the gear ratio in the table, attach a mid-gearbox (gear ratio: 10) between the gearhead and motor. In that case, the permissible torque is 20N·m.

容许力矩单位 Allowance Torque Unit：上段 Upside（N.m）/下段 Belowside（kgf.cm）

机型Type 电动机/减速器 Motor/Gearhead	减速比Gear Ratio		3	3.6	5	6	7.5	9	12.5	15	18	25	30	36	50	60	75	90	100	120	150	180	200
	转速Speed r/min	50Hz	500	417	300	250	200	166	120	100	83	60	50	41	30	25	20	18	15	12.5	10	8.3	7.5
		60Hz	600	500	360	300	240	200	144	120	100	72	60	50	36	30	24	20	18	15	12	10	9
5IK120GU-AF□ 5IK120GU-EF□ 5IK120GU-CF□ 5IK120GU-HF□ 5IK120GU-SF□	5GU□KB	50Hz	2.3	2.7	3.8	4.5	5.6	6.8	8.5	10.2	12.2	15.3	18.4	20	20	20	20	20	20	20	20	20	20
			23.4	27.5	38.7	45.9	57.1	69.3	86.7	104	124	156	187	200	200	200	200	200	200	200	200	200	200
		60Hz	1.8	2.2	3.0	3.6	4.6	5.5	6.8	8.2	9.8	12.4	14.9	17.8	20	20	20	20	20	20	20	20	20
			18.3	22.4	30.6	36.7	46.9	56.1	69.5	83.6	100	126	152	181	200	200	200	200	200	200	200	200	200

■容许悬挂负载·容许轴向负载
PERMISSIBLE OVERHUNG LOAD AND THRUST LOAD

电动机（圆轴型）→217页　　Motor (Round Shaft) →P217
减速器→217页　　Gearhead→P217

■减速器的容许负载惯性惯量J
PERMISSIBLE LOAD INERTIA J FOR GEARHEAD

→218页→P218

■外形图（单位 mm）
DIMENSIONS(Unit mm)

减速器附有安装用螺丝
Mounting screws are included with gearhead.

●导线型 Lead wiring Type ①

重量 Weight: 电动机 Motor 3.4kg 减速器 Gearhead 1.5kg

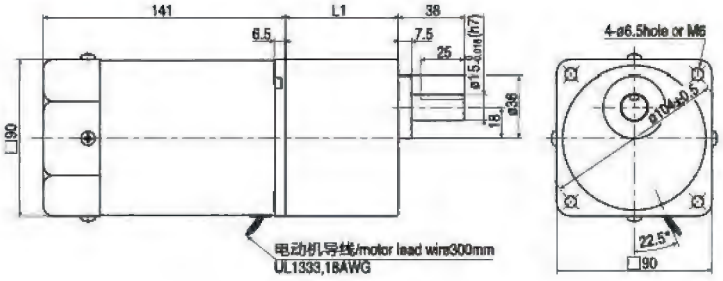

电动机型号 Motor Model	减速器型号 Gearhead Model	减速比 Gear Ratio	L1
5IK120GU-AF 5IK120GU-EF 5IK120GU-CF 5IK120GU-HF 5IK120GU-SF	5GU□KB	3~200	65.5

- 减速器型号的□中为减速比的数值
- Enter the gear ratio in the box (□) within the model name

●带端子箱型Terminal Box Typ②

重量 Weight: 电动机 Motor 3.55kg 减速器 Gearhead 1.5kg

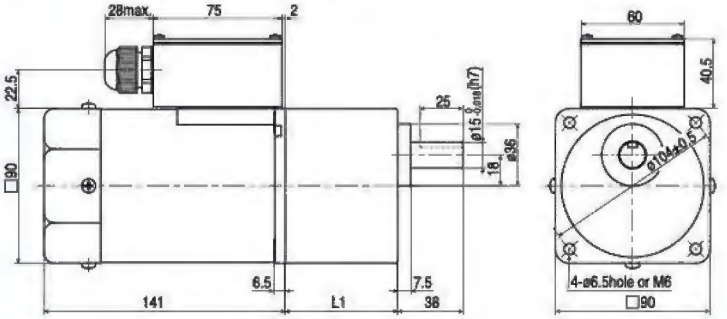

电动机型号 Motor Model	减速器型号 Gearhead Model	减速比 Gear Ratio	L1
5IK120GU-AFT 5IK120GU-EFT 5IK120GU-CFT 5IK120GU-HFT 5IK120GU-SFT	5GU□KB	3~200	65.5

●减速器型号的□中为减速比的数值

●Enter the gear ratio in the box (□) within the model name

●凸缘安装型减速器Flange Mounting Reducer

可安装在GU齿轮轴型上

Can be Mounted on GU Type gear shaft 5GU□K

重量 Weight: 1.5kg

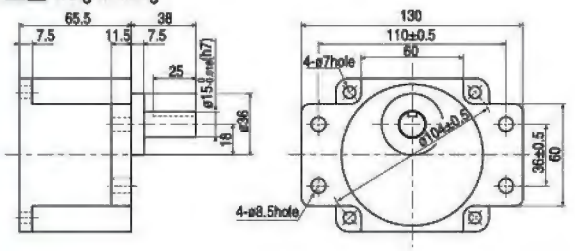

●键·键槽（减速器附件）

Key·keyway (The key is included with the gearhead)

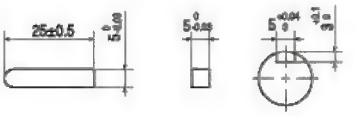

●圆轴型的转轴部分Shaft Section of Round Shaft Type

除重量及轴部外，电动机外形与齿轮轴相同

Excluding weight and the shaft section Motor shape are the same as those of the pinion shaft type

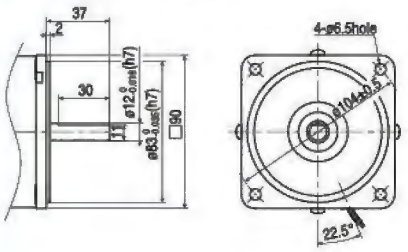

●中间减速器 Mid-gearbox

可安装在GU齿轮轴型上

Can be connected to GU pinion 5GU10XK

重量 Weight: 0.65kg

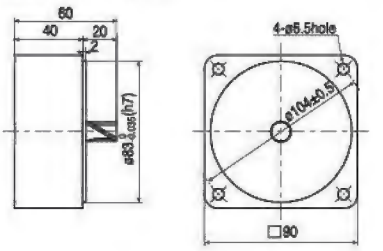

●电容器外形尺寸 Formal Dimension of Capacitor

型号 Model		电容器型号 Capacitor Model	L	W	H
齿轮轴型 Pinion Shaft	圆轴型 Round Shaft				
5IK120GU-AF□	5IK120A-AF□	ZD300CFAUL	57	30	42
5IK120GU-EF□	5IK120A-EF□	ZD250CFAUL	57	30	42
5IK120GU-CF□	5IK120A-CF□	ZD70BFAUL	47	23	35

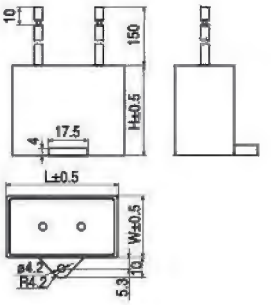

●常规电容器出线为引线，也可根据客户要求配置插片式187#

●电动机型号的□中为表示带端子箱型的记号 (T)

●Note: Conventional capacitor is a lead wire type.Inserted 187# is optional

●Enter the code that represents the terminal box type (T) in the box (□) within the model name

连接图CONNECTION DIAGRAMS

- 运转方向指从电动机轴看来的方向。CW表示顺时针方向，CCW表示逆时针方向。
- 表中所记型号为齿轮轴型，圆轴型亦同。
- The direction of motor rotation is as viewed from the shaft end of motor.
  CW represents the clockwise direction, while CCW represents the counterclockwise direction.
- Name indicated in the list is pinion shaft type, also valid for the equivalent round.

导线型Lead Wire Type		带端子箱型Terminal Box Type	
5IK120GU-AF、5IK120GU-EF 5IK120GU-CF、5IK120GU-HF	5IK120GU-SF	5IK120GU-AFT、5IK120GU-EFT 5IK120GU-CFT、5IK120GU-HFT	5IK120GU-SFT
顺时针方向CW 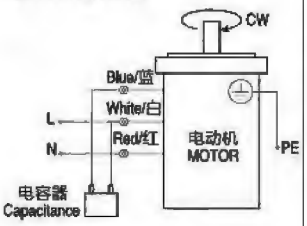	顺时针方向CW 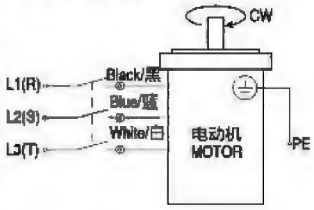	顺时针方向CW 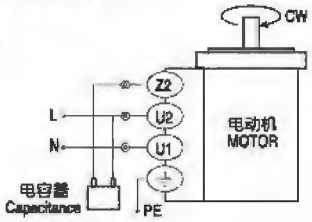	顺时针方向CW 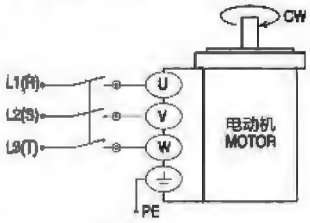
逆时针方向CCW 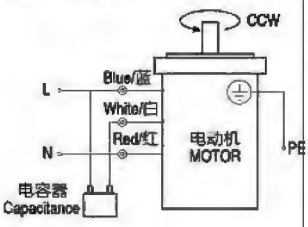	逆时针方向CCW 若对换R、S、T中任意二条，电动机会作逆时针方向动转 To change the rotation direction change any two connections between R.S and T.	逆时针方向CCW 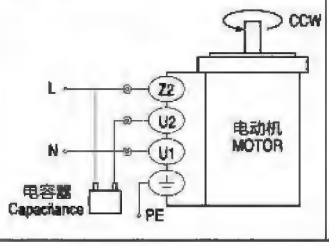	逆时针方向CCW 若对换R、S、T中任意二条，电动机会作逆时针方向动转 To change the rotation direction change any two connections between R.S and T.

请注意 Note:

- 单相电动机运转方向的转换应在电动机停止后进行。
- 若在电动机运转时转换运转方向，可能发生无法转换运转方向或须费时较久的情况。
- Change the direction of single-phase motor rotation only after bring the motor to a stop.
- If an attempt is made to change the direction of rotation while the motor is rotating, motor may ignore reversing command orchange its direction of rotation after some delay.

感应电动机 INDUCTION MOTOR

120W

□104mm

规格 / 连续额定 SPECS / CONTINUOUS RATING

型号Model 类型Type 上段: 齿轮轴 Above: gearbox 下段（ ）内: 圆轴below in( ): round shaft 导线型 Lead Wire Type 外形图Drawing ①	带端子箱型 Terminal Box Type 外形图Drawing ②	输出功率 Output power W	电压 Voltage V	频率 Frequency Hz	电流 Current A	启动转矩 Starting Torque mN.m	额定转矩 Rated Torque mN.m	额定转速 Rated Speed r/min	电容器容量 Capacitor μF
6IK120GU-AF (6IK120A-AF)	6IK120GU-AFT (6IK120A-AFT)	120	1ph100	50	2.1	600	930	1250	30.0
				60	2.5		750	1550	
6IK120GU-EF (6IK120A-EF)	6IK120GU-EFT (6IK120A-EFT)	120	1ph110	60	1.70	600	750	1550	20.0
			1ph120		1.80				
6IK120GU-CF (6IK120A-CF)	6IK120GU-CFT (6IK120A-CFT)	120	1ph220	50	0.95	750	930	1250	8.0
			1ph230						
6IK120GU-HF (6IK120A-HF)	6IK120GU-HFT (6IK120A-HFT)	120	1ph220	60	0.95	700	750	1550	
			1ph230		1.0				
6IK120GU-SF (6IK120A-SF)	6IK120GU-SFT (6IK120A-SFT)	120	3ph220	50	0.75	2200	890	1300	-
				60	0.70	2000	730	1600	

●各种安全规格以电动机铭牌上的型号取得认定。

●When the motor is approved under various safety standards, the model name on the nameplate is the approved model name.

种类 TYPE

●电动机 MOTOR

机型 Type	型号 Model 齿轮轴型 Pinion Shaft	圆轴型 Round Shaft
导线型 Lead Wire Type	6IK120GU-AF	6IK120A-AF
	6IK120GU-EF	6IK120A-EF
	6IK120GU-CF	6IK120A-CF
	6IK120GU-HF	6IK120A-HF
	6IK120GU-SF	6IK120A-SF
带端子箱型 Terminal Box Type	6IK120GU-AFT	6IK120A-AFT
	6IK120GU-EFT	6IK120A-EFT
	6IK120GU-CFT	6IK120A-CFT
	6IK120GU-HFT	6IK120A-HFT
	6IK120GU-SFT	6IK120A-SFT

●平行轴减速器(另售) PARALLEL SHAFT GEARHEAD (SOLD SEPARATELY)

减速器种类 Gearhead Type	减速器型号 Gearhead Model	减速比 Gear Ratio
长寿命 · 低噪音 Long Life · Low Noise	6GU□K	3、3.6、5、6、7.5、9、12.5、15、18、25、30、36、50、60、75、90、100、120、150、180、200

●减速器型号的□中为减速比的数值

●Enter the gear ratio in the box (□) within the model name

■装有减速器时的容许转矩
ALLOWABLE TORQUE WHEN BEING WITH GEARHEAD

- 减速器·中间减速器另售
- 电动机型号的□中为表示带端子箱型的记号 (T)
- 减速器型号的□中为减速比的数值。
- □色表示与电动机同一方向运转，其他则为相反方向。
- 转速是以电动机的同步转速 (50Hz: 1500r/min、60Hz: 1800r/min) 为基准除以减速比而算出来的数值。实际转速将随负载大小变化而比所示数值减少2%~20%左右。
- Gearhead and mid-gearbox can be sold separately.
- Enter the code that represents the terminal box type (T) in the box (□) within the model name.
- Enter the gear ratio in the box (□) within the model name.
- The colored background □ indicates the same rotating direction of the motor while the rotating direction of others are opposite.
- The speed is calculated by dividing the motor's synchronous speed (50Hz: 1500r/min、60Hz: 1800r/min) by the gear ratio. The actual speed is 2%~20% less than the displayed value, depending on the size of the load.

容许力矩单位 Allowance Torque Unit：上段 Upside（N.m）/下段 Belowside（kgf.cm）

机型Type 电动机/减速器 Motor/Gearhead	减速比Gear Ratio		3	3.6	5	6	7.5	9	12.5	15	18	25	30	36	50	60	75	90	100	120	150	180	200
	转速Speed r/min	50Hz	500	417	300	250	200	166	120	100	83	60	50	41	30	25	20	16	15	12.5	10	8.3	7.5
6IK120GU-AF□	6GU□K	50Hz	2.3	2.7	3.8	4.5	5.6	6.8	8.5	10.2	12.2	15.3	18.4	22.1	30.7	36.8	40	40	40	40	40	40	40
6IK120GU-CF□			23.4	27.5	38.7	45.9	57.1	69.3	86.7	104	124	156	187	225	313	375	400	400	400	400	400	400	400
6IK120GU-SF□			2.22	2.6	3.6	4.3	5.4	6.5	8.1	9.7	11.7	14.7	17.6	21.1	29.4	35.2	40	40	40	40	40	40	40
			2.4	26.5	36.7	43.8	55.0	66.3	87.6	98.8	119	149	179	21.5	300	359	400	400	400	400	400	400	400

容许力矩单位 Allowance Torque Unit：上段 Upside（N.m）/下段 Belowside（kgf.cm）

机型Type 电动机/减速器 Motor/Gearhead	减速比Gear Ratio		3	3.6	5	6	7.5	9	12.5	15	18	25	30	36	50	60	75	90	100	120	150	180	200
	转速Speed r/min	60Hz	600	500	360	300	240	200	144	120	100	72	60	50	36	30	24	20	18	15	12	10	9
6IK120GU-AF□	6GU□K	60Hz	1.8	2.2	3.0	3.6	4.6	5.5	6.8	8.2	9.8	12.4	14.9	17.8	24.8	29.7	37.1	40	40	40	40	40	40
6IK120GU-EF□			18.3	22.4	30.6	36.7	46.9	56.1	69.3	83.6	100	126	152	181	253	303	378	400	400	400	400	400	400
6IK120GU-HF□			1.8	2.2	3.0	3.5	4.4	5.3	6.7	8.0	9.6	12.0	14.5	17.3	24.1	28.9	36.1	40	40	40	40	40	40
6IK120GU-SF□			18.3	22.4	30.6	35.7	44.8	54.0	68.3	81.6	97.9	122	148	176	245	295	368	400	400	400	400	400	400

■容许悬挂负载·容许轴向负载
PERMISSIBLE OVERHUNG LOAD AND THRUST LOAD

电动机（圆轴型）→217页　　Motor (Round Shaft) →P217
减速器→217页　　Gearhead→P217

■减速器的容许负载惯性惯量J
PERMISSIBLE LOAD INERTIA J FOR GEARHEAD

→218页 →P218

■外形图（单位 mm）
DIMENSIONS(Unit mm)

减速器附有安装用螺丝
Mounting screws are included with gearhead.

●导线型 Lead wiring Type ①

重量 Weight: 电动机 Motor4.8kg 减速器 Gearhead 2.1kg

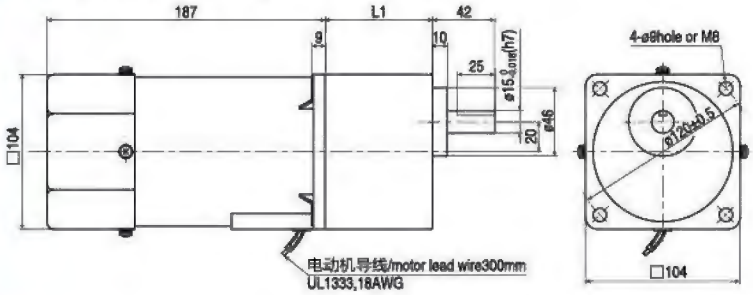

电动机型号 Motor Model	减速器型号 Gearhead Model	减速比 Gear Ratio	L1
6IK120GU-AF 6IK120GU-EF 6IK120GU-CF 6IK120GU-HF 6IK120GU-SF	6GU□K	3~200	72

●减速器型号的□中为减速比的数值
●Enter the gear ratio in the box (□) within the model name

●带端子箱型Terminal Box Typ ②

重量 Weight: 电动机 Motor 4.95kg 减速器 Gearhead 2.1kg

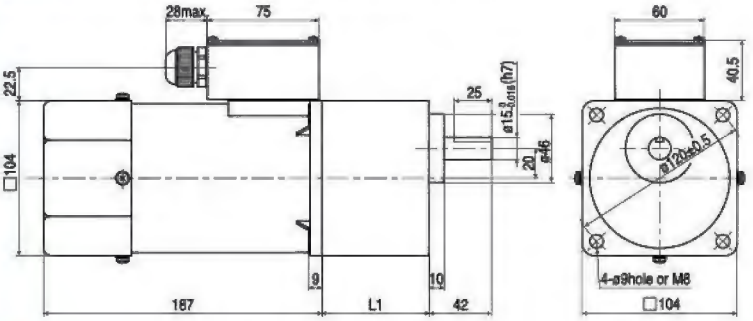

电动机型号 Motor Model	减速器型号 Gearhead Model	减速比 Gear Ratio	L1
6IK120GU-AFT 6IK120GU-EFT 6IK120GU-CFT 6IK120GU-HFT 6IK120GU-SFT	6GU□K	3~200	72

●减速器型号的□中为减速比的数值
●Enter the gear ratio in the box (□) within the model name

●圆轴型的转轴部分Shaft Section of Round Shaft Type

除重量及轴部外，电动机外形与齿轮轴相同
Excluding weight and the shaft section Motor shape are the same as those of the pinion shaft type

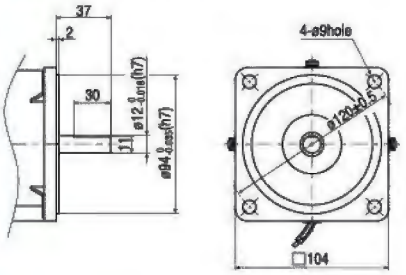

●键·键槽（减速器附件）

Key·keyway (The key is included with the gearhead)

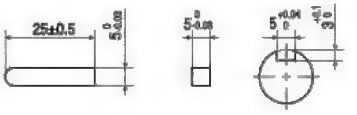

●电容器外形尺寸 Formal Dimension of Capacitor

型号 Model		电容器型号 Capacitor Model	L	W	H
齿轮轴型 Pinion Shaft	圆轴型 Round Shaft				
6IK120GU-AF□	6IK120A-AF□	ZD300CFAUL	57	30	42
6IK120GU-EF□	6IK120A-EF□	ZD200CFAUL	47	23	35
6IK120GU-CF□	6IK120A-CF□	ZD80BFAUL	48	27	38

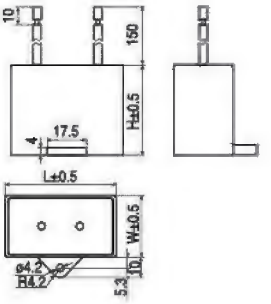

●常规电容器出线为引线，也可根据客户要求配置插片式187#
●电动机型号的□中为表示带端子箱型的记号 (T)
●Note: Conventional capacitor is a lead wire type.Inserted 187# is optional
●Enter the code that represents the terminal box type (T) in the box (□) within the model name

连接图CONNECTION DIAGRAMS

- 运转方向指从电动机轴看来的方向。CW表示顺时针方向，CCW表示逆时针方向。
- 表中所记型号为齿轮轴型，圆轴型亦同。
- The direction of motor rotation is as viewed from the shaft end of motor.
  CW represents the clockwise direction, while CCW represents the counterclockwise direction.
- Name indicated in the list is pinion shaft type, also valid for the equivalent round.

导线型Lead Wire Type		带端子箱型Terminal Box Type	
6IK120GU-AF、6IK120GU-EF 6IK120GU-CF、6IK120GU-HF	6IK120GU-SF	6IK120GU-AFT、6IK120GU-EFT 6IK120GU-CFT、6IK120GU-HFT	6IK120GU-SFT
顺时针方向CW 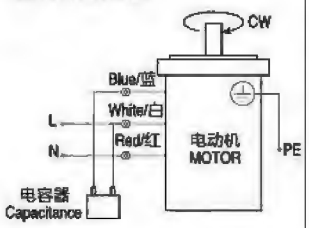	顺时针方向CW 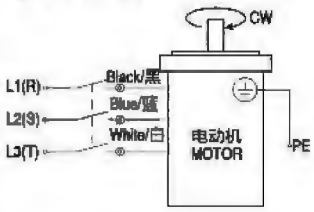	顺时针方向CW 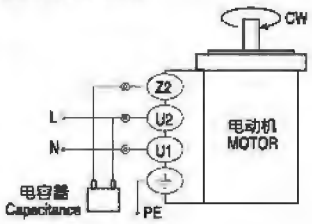	顺时针方向CW 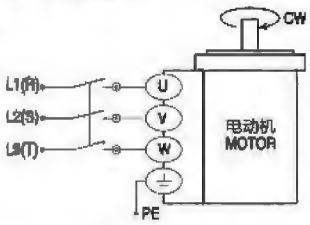
逆时针方向CCW 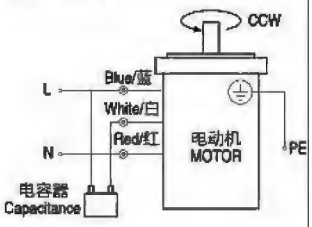	逆时针方向CCW 若对换R、S、T中任意二条，电动机会作逆时针方向动转 To change the rotation direction change any two connections between R.S and T.	逆时针方向CCW 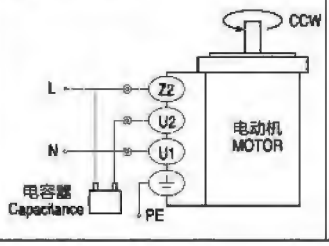	逆时针方向CCW 若对换R、S、T中任意二条，电动机会作逆时针方向动转 To change the rotation direction change any two connections between R.S and T.

请注意 Note:

- 单相电动机运转方向的转换应在电动机停止后进行。
- 若在电动机运转时转换运转方向，可能发生无法转换运转方向或须费时较久的情况。
- Change the direction of single-phase motor rotation only after bring the motor to a stop.
- If an attempt is made to change the direction of rotation while the motor is rotating, motor may ignore reversing command or change its direction of rotation after some delay.

感应电动机 INDUCTION MOTOR

140W

□104mm

规格 / 连续额定 SPECS / CONTINUOUS RATING

型号Model 类型Type 上段: 齿轮轴 Above: gearbox 下段（ ）内: 圆轴below in( ): round shaft 导线型 Lead Wire Type 外形图Drawing ①	带端子箱型 Terminal Box Type 外形图Drawing ②	输出功率 Output power W	电压 Voltage V	频率 Frequency Hz	电流 Current A	启动转矩 Starting Torque mN.m	额定转矩 Rated Torque mN.m	额定转速 Rated Speed r/min	电容器容量 Capacitor μF
6IK140GU-AF (6IK140A-AF)	6IK140GU-AFT (6IK140A-AFT)	140	1ph100	50	2.7	700	1080	1250	35.0
				60	3.0		870	1550	
6IK140GU-EF (6IK140A-EF)	6IK140GU-EFT (6IK140A-EFT)	140	1ph110	60	1.80	700	850	1600	25.0
			1ph120		1.95				
6IK140GU-CF (6IK140A-CF)	6IK140GU-CFT (6IK140A-CFT)	140	1ph220	50	1.05	850	1040	1350	10.0
			1ph230		1.15				
6IK140GU-HF (6IK140A-HF)	6IK140GU-HFT (6IK140A-HFT)	140	1ph220	60	1.05	750	850	1600	
			1ph230		1.15				
6IK140GU-SF (6IK140A-SF)	6IK140GU-SFT (6IK140A-SFT)	140	3ph220	50	0.85	2700	1080	1250	-
				60	0.75	2200	870	1550	

●各种安全规格以电动机铭牌上的型号取得认定。

●When the motor is approved under various safety standards, the model name on the nameplate is the approved model name.

种类 TYPE

●电动机 MOTOR

机型 Type	型号 Model 齿轮轴型 Pinion Shaft	圆轴型 Round Shaft
导线型 Lead Wire Type	6IK140GU-AF	6IK140A-AF
	6IK140GU-EF	6IK140A-EF
	6IK140GU-CF	6IK140A-CF
	6IK140GU-HF	6IK140A-HF
	6IK140GU-SF	6IK140A-SF
带端子箱型 Terminal Box Type	6IK140GU-AFT	6IK140A-AFT
	6IK140GU-EFT	6IK140A-EFT
	6IK140GU-CFT	6IK140A-CFT
	6IK140GU-HFT	6IK140A-HFT
	6IK140GU-SFT	6IK140A-SFT

●平行轴减速器(另售) PARALLEL SHAFT GEARHEAD (SOLD SEPARATELY)

减速器种类 Gearhead Type	减速器型号 Gearhead Model	减速比 Gear Ratio
长寿命 · 低噪音 Long Life · Low Noise	6GU□K	3、3.6、5、6、7.5、9、12.5、15、18、25、30、36、50、60、75、90、100、120、150、180、200

●减速器型号的□中为减速比的数值

●Enter the gear ratio in the box (□) within the model name

■装有减速器时的容许转矩
ALLOWABLE TORQUE WHEN BEING WITH GEARHEAD

- 减速器・中间减速机另售
- 电动机型号的□中为表示带端子箱型的记号 (T)
- 减速器型号的□中为减速比的数值。
- □色表示与电动机同一方向运转，其他则为相反方向。
- 转速是以电动机的同步转速 (50Hz: 1500r/min、60Hz: 1800r/min) 为基准除以减速比而算出来的数值。实际转速将随负载大小变化而比所示数值减少2%~20%左右。
- Gearhead and mid-gearbox can be sold separately.
- Enter the code that represents the terminal box type (T) in the box (□) within the model name.
- Enter the gear ratio in the box (□) within the model name.
- The colored background □ indicates the same rotating direction of the motor while the rotating direction of others are opposite.
- The speed is calculated by dividing the motor's synchronous speed (50Hz: 1500r/min、60Hz: 1800r/min) by the gear ratio. The actual speed is 2%~20% less than the displayed value, depending on the size of the load.

容许力矩单位 Allowance Torque Unit：上段 Upside（N.m）/下段 Belowside（kgf.cm）

机型Type 电动机/减速器 Motor/Gearhead	减速比Gear Ratio		3	3.6	5	6	7.5	9	12.5	15	18	25	30	36	50	60	75	90	100	120	150	180	200
	转速Speed r/min	50Hz	500	417	300	250	200	166	120	100	83	60	50	41	30	25	20	16	15	12.5	10	8.3	7.5
6IK140GU-AF□ 6IK140GU-CF□	6GU□K	50Hz	2.6	3.1	4.4	5.2	6.6	7.9	9.9	11.8	14.2	17.8	21.4	25.7	35.6	40	40	40	40	40	40	40	40
			26.5	31.6	44.8	53.0	67.3	80.6	101	120	144	181	218	262	363	400	400	400	400	400	400	400	400
6IK140GU-SF□			2.5	3.0	4.2	5.1	6.3	7.6	9.5	11.4	13.7	17.2	20.6	24.7	34.3	40	40	40	40	40	40	40	40
			25.5	30.6	42.8	52.0	63.2	77.5	96.6	116	139	175	210	252	349	400	400	400	400	400	400	400	400

容许力矩单位 Allowance Torque Unit：上段 Upside（N.m）/下段 Belowside（kgf.cm）

机型Type 电动机/减速器 Motor/Gearhead	减速比Gear Ratio		3	3.6	5	6	7.5	9	12.5	15	18	25	30	36	50	60	75	90	100	120	150	180	200
	转速Speed r/min	60Hz	600	500	360	300	240	200	144	120	100	72	60	50	36	30	24	20	18	15	12	10	9
6IK140GU-AF□ 6IK140GU-EF□ 6IK140GU-HF□	6GU□K	60Hz	2.1	2.5	3.5	4.2	5.3	6.3	7.9	9.5	11.4	14.4	17.2	20.7	28.7	34.5	40	40	40	40	40	40	40
			21.4	25.5	35.7	42.8	54.0	64.2	80.6	96.9	116	147	175	211	292	352	400	400	400	400	400	400	400
6IK140GU-SF□			2.1	2.5	3.4	4.1	5.2	6.2	7.8	9.3	11.2	14.3	16.8	20.2	28.0	33.7	40	40	40	40	40	40	40
			21.4	25.5	34.6	41.8	53.0	63.2	79.5	94.8	114	146	171	206	285	343	400	400	400	400	400	400	400

■容许悬挂负载・容许轴向负载
PERMISSIBLE OVERHUNG LOAD AND THRUST LOAD

电动机（圆轴型）→217页　　Motor (Round Shaft) →P217
减速器→217页　　Gearhead→P217

■减速器的容许负载惯性惯量J
PERMISSIBLE LOAD INERTIA J FOR GEARHEAD

→218页 →P218

■外形图（单位 mm）
DIMENSIONS(Unit mm)

减速器附有安装用螺丝
Mounting screws are included with gearhead.

●导线型 Lead wiring Type ①

重量 Weight: 电动机 Motor5.0kg 减速器 Gearhead 2.1kg

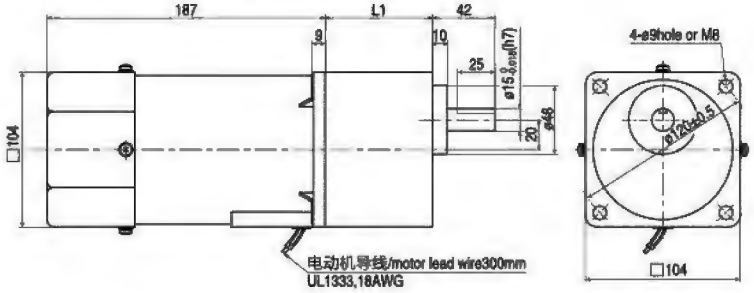

电动机型号 Motor Model	减速器型号 Gearhead Model	减速比 Gear Ratio	L1
6IK140GU-AF 6IK140GU-EF 6IK140GU-CF 6IK140GU-HF 6IK140GU-SF	6GU□K	3~200	72

●减速器型号的□中为减速比的数值
●Enter the gear ratio in the box (□) within the model name

●带端子箱型Terminal Box Typ ②

重量 Weight: 电动机 Motor 5.15kg 减速器 Gearhead 2.1kg

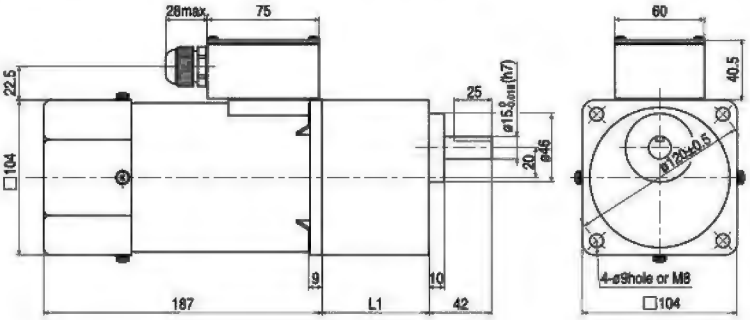

电动机型号 Motor Mode	减速器型号 Gearhead Model	减速比 Gear Ratio	L1
6IK140GU-AFT 6IK140GU-EFT 6IK140GU-CFT 6IK140GU-HFT 6IK140GU-SFT	6GU□K	3~200	72

●减速器型号的□中为减速比的数值
●Enter the gear ratio in the box (□) within the model name

●圆轴型的转轴部分Shaft Section of Round Shaft Type

除重量及轴部外，电动机外形与齿轮轴相同
Excluding weight and the shaft section Motor shape are the same as those of the pinion shaft type

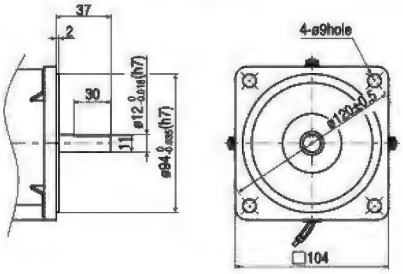

●键·键槽（减速器附件）

Key·keyway (The key is included with the gearhead)

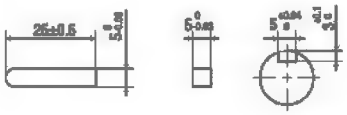

●电容器外形尺寸 Formal Dimension of Capacitor

型号 Model		电容器型号 Capacitor Model	L	W	H
齿轮轴型 Pinion Shaft	圆轴型 Round Shaft				
6IK140GU-AF□	6IK140A-AF□	ZD350CFAUL	59	30	42
6IK140GU-EF□	6IK140A-EF□	ZD250CFAUL	59	30	42
6IK140GU-CF□	6IK140A-CF□	ZD100BFAUL	58	26	38

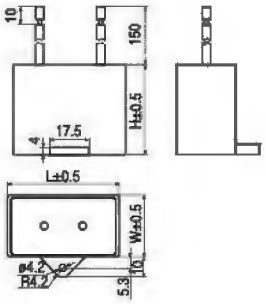

●常规电容器出线为引线，也可根据客户要求配置插片式187#
●电动机型号的□中为表示带端子箱型的记号 (T)
●Note: Conventional capacitor is a lead wire type.Inserted 187# is optional
●Enter the code that represents the terminal box type (T) in the box (□) within the model name

连接图CONNECTION DIAGRAMS

- 运转方向指从电动机轴看来的方向。CW表示顺时针方向，CCW表示逆时针方向。
- 表中所记型号为齿轮轴型，圆轴型亦同。
- The direction of motor rotation is as viewed from the shaft end of motor.
  CW represents the clockwise direction, while CCW represents the counterclockwise direction.
- Name indicated in the list is pinion shaft type, also valid for the equivalent round.

导线型Lead Wire Type		带端子箱型Terminal Box Type	
6IK140GU-AF、6IK140GU-EF 6IK140GU-CF、6IK140GU-HF	6IK140GU-SF	6IK140GU-AFT、6IK140GU-EFT 6IK140GU-CFT、6IK140GU-HFT	6IK140GU-SFT
顺时针方向CW 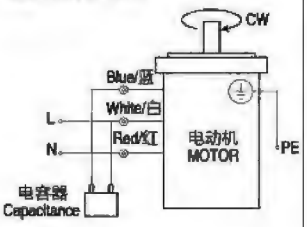	顺时针方向CW 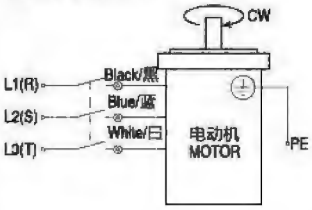	顺时针方向CW 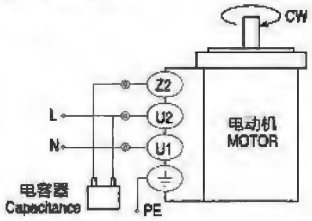	顺时针方向CW 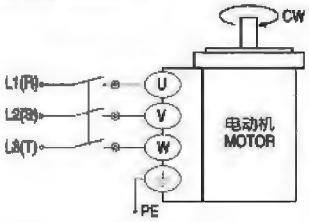
逆时针方向CCW 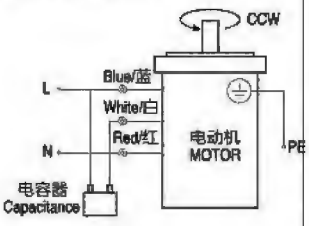	逆时针方向CCW 若对换R、S、T中任意二条，电动机会作逆时针方向动转 To change the rotation direction change any two connections between R.S and T.	逆时针方向CCW 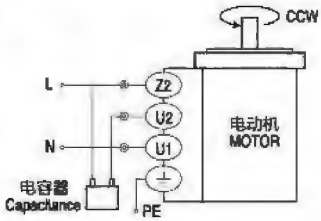	逆时针方向CCW 若对换R、S、T中任意二条，电动机会作逆时针方向动转 To change the rotation direction change any two connections between R.S and T.

请注意 Note:

- 单相电动机运转方向的转换应在电动机停止后进行。
- 若在电动机运转时转换运转方向，可能发生无法转换运转方向或须费时较久的情况。
- Change the direction of single-phase motor rotation only after bring the motor to a stop.
- If an attempt is made to change the direction of rotation while the motor is rotating, motor may ignore reversing command or change its direction of rotation after some delay.

感应电动机 INDUCTION MOTOR

180W

□104mm

规格 / 连续额定 SPECS / CONTINUOUS RATING

型号Model 类型Type 上段: 齿轮轴 Above: gearbox 下段（ ）内: 圆轴below in( ): round shaft 导线型 Lead Wire Type 外形图Drawing ①	带端子箱型 Terminal Box Type 外形图Drawing ②	输出功率 Output power W	电压 Voltage V	频率 Frequency Hz	电流 Current A	启动转矩 Starting Torque mN.m	额定转矩 Rated Torque mN.m	额定转速 Rated Speed r/min	电容器容量 Capacitor μF
6IK180GU-AF (6IK180A-AF)	6IK180GU-AFT (6IK180A-AFT)	180	1ph100	50	3.2	900	1385	1250	45.0
				60	3.5		1120	1550	
6IK180GU-EF (6IK180A-EF)	6IK180GU-EFT (6IK180A-EFT)	180	1ph110	60	2.75	850	1120	1550	35.0
			1ph120		2.65				
6IK180GU-CF (6IK180A-CF)	6IK180GU-CFT (6IK180A-CFT)	180	1ph220	50	1.40	1100	1385	1250	12.0
			1ph230						
6IK180GU-HF (6IK180A-HF)	6IK180GU-HFT (6IK180A-HFT)	180	1ph220	60	1.40	1000	1120	1550	
			1ph230						
6IK180GU-SF (6IK180A-SF)	6IK180GU-SFT (6IK180A-SFT)	180	3ph220	50	1.20	3400	1385	1250	-
				60	1.0	2700	1120	1550	

●各种安全规格以电动机铭牌上的型号取得认定。

●When the motor is approved under various safety standards, the model name on the nameplate is the approved model name.

种类 TYPE

●电动机 MOTOR

机型 Type	型号 Model 齿轮轴型 Pinion Shaft	型号 Model 圆轴型 Round Shaft
导线型 Lead Wire Type	6IK180GU-AF	6IK180A-AF
	6IK180GU-EF	6IK180A-EF
	6IK180GU-CF	6IK180A-CF
	6IK180GU-HF	6IK180A-HF
	6IK180GU-SF	6IK180A-SF
带端子箱型 Terminal Box Type	6IK180GU-AFT	6IK180A-AFT
	6IK180GU-EFT	6IK180A-EFT
	6IK180GU-CFT	6IK180A-CFT
	6IK180GU-HFT	6IK180A-HFT
	6IK180GU-SFT	6IK180A-SFT

●平行轴减速器(另售) PARALLEL SHAFT GEARHEAD (SOLD SEPARATELY)

减速器种类 Gearhead Type	减速器型号 Gearhead Model	减速比 Gear Ratio
长寿命 · 低噪音 Long Life · Low Noise	6GU□K	3、3.6、5、6、7.5、9、12.5、15、18、25、30、36、50、60、75、90、100、120、150、180、200

●减速器型号的□中为减速比的数值

●Enter the gear ratio in the box (□) within the model name

■装有减速器时的容许转矩
ALLOWABLE TORQUE WHEN BEING WITH GEARHEAD

- 减速器 · 中间减速器另售
- 电动机型号的□中为表示带端子箱型的记号 (T)
- 减速器型号的□中为减速比的数值。
- ▭ 色表示与电动机同一方向运转，其他则为相反方向。
- 转速是以电动机的同步转速 (50Hz: 1500r/min、60Hz: 1800r/min) 为基准除以减速比而算出来的数值。实际转速将随负载大小变化而比所示数值减少2%~20%左右。
- Gearhead and mid-gearbox can be sold separately.
- Enter the code that represents the terminal box type (T) in the box (□) within the model name.
- Enter the gear ratio in the box (□) within the model name.
- The colored background ▭ indicates the same rotating direction of the motor while the rotating direction of others are opposite.
- The speed is calculated by dividing the motor's synchronous speed (50Hz: 1500r/min、60Hz: 1800r/min) by the gear ratio. The actual speed is 2%~20% less than the displayed value, depending on the size of the load.

容许力矩单位 Allowance Torque Unit：上段 Upside（N.m）/下段 Belowside（kgf.cm）

机型Type 电动机/减速器 Motor/Gearhead	减速比Gear Ratio		3	3.6	5	6	7.5	9	12.5	15	18	25	30	36	50	60	75	90	100	120	150	180	200
	转速Speed r/min	50Hz	500	417	300	250	200	166	120	100	83	60	50	41	30	25	20	16	15	12.5	10	8.3	7.5
		60Hz	600	500	360	300	240	200	144	120	100	72	60	50	36	30	24	20	18	15	12	10	9
6IK180GU-AF□ 6IK180GU-EF□ 6IK180GU-CF□ 6IK180GU-HF□ 6IK180GU-SF□	6GU□K	50Hz	3.4	4.0	5.6	6.7	8.4	10.1	12.6	15.2	18.2	22.8	27.4	32.9	40	40	40	40	40	40	40	40	40
			34.6	40.8	57.1	68.3	85.6	103	128	155	185	232	279	335	400	400	400	400	400	400	400	400	400
		60Hz	2.7	3.3	4.5	5.4	6.8	8.2	10.2	12.3	14.7	18.5	22.2	26.6	37	40	40	40	40	40	40	40	40
			27.5	33.6	45.9	55.1	69.3	83.6	104	125	150	188	226	271	377	400	400	400	400	400	400	400	400

■容许悬挂负载 · 容许轴向负载
PERMISSIBLE OVERHUNG LOAD AND THRUST LOAD

电动机（圆轴型）→217页　　Motor (Round Shaft) →P217
减速器→217页　　Gearhead→P217

■减速器的容许负载惯性惯量J
PERMISSIBLE LOAD INERTIA J FOR GEARHEAD

→218页→P218

■外形图（单位 mm）
DIMENSIONS(Unit mm)

减速器附有安装用螺丝
Mounting screws are included with gearhead.

●导线型 Lead wiring Type ①

重量 Weight: 电动机 Motor 5.0kg 减速器 Gearhead 2.1kg

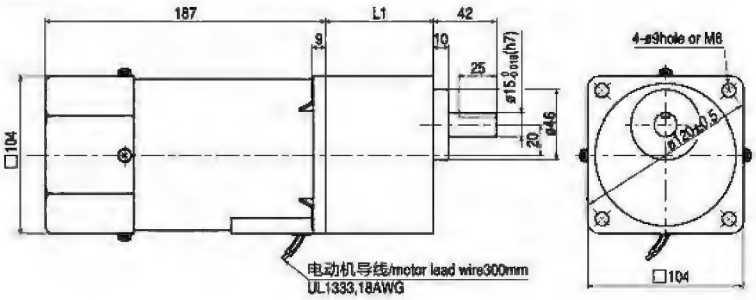

电动机型号 Motor Model	减速器型号 Gearhead Model	减速比 Gear Ratio	L1
6IK180GU-AF 6IK180GU-EF 6IK180GU-CF 6IK180GU-HF 6IK180GU-SF	6GU□K	3~200	72

- 减速器型号的□中为减速比的数值
- Enter the gear ratio in the box (□) within the model name

YKA TRANSMISSION MACHINE 宜嘉·全球动力专家

●带端子箱型Terminal Box Typ②

重量 Weight: 电动机 Motor 5.15kg 减速器 Gearhead 2.1kg

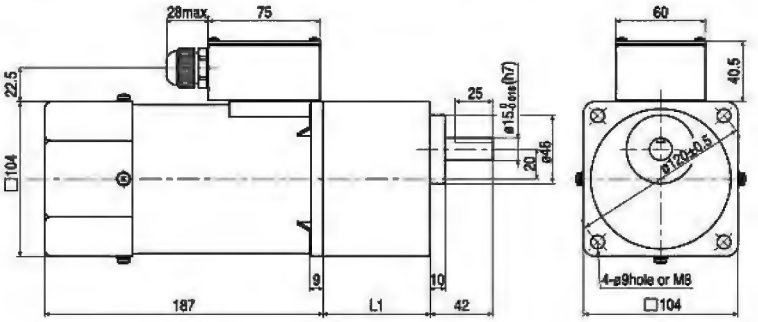

电动机型号 Motor Model	减速器型号 Gearhead Model	减速比 Gear Ratio	L1
6IK180GU-AFT 6IK180GU-EFT 6IK180GU-CFT 6IK180GU-HFT 6IK180GU-SFT	6GU□K	3~200	72

●减速器型号的□中为减速比的数值

●Enter the gear ratio in the box (□) within the model name

●圆轴型的转轴部分Shaft Section of Round Shaft Type

除重量及轴部外，电动机外形与齿轮轴相同

Excluding weight and the shaft section Motor shape are the same as those of the pinion shaft type

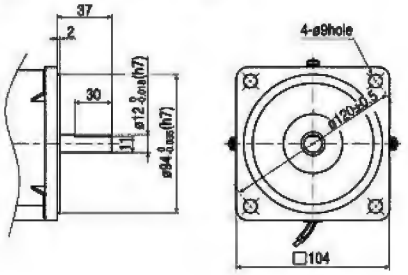

●键·键槽（减速器附件）

Key·keyway (The key is included with the gearhead)

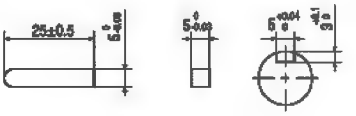

●电容器外形尺寸 Formal Dimension of Capacitor

型号 Model		电容器型号 Capacitor Model	L	W	H
齿轮轴型 Pinion Shaft	圆轴型 Round Shaft				
6IK180GU-AF□	6IK180A-AF□	ZD450CFAUL	59	30	42
6IK180GU-EF□	6IK180A-EF□	ZD350CFAUL	59	30	42
6IK180GU-CF□	6IK180A-CF□	ZD120BFAUL	58	30	40

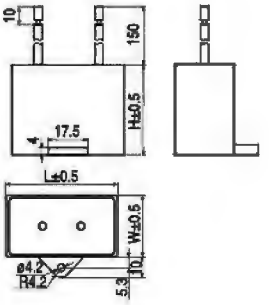

●常规电容器出线为引线，也可根据客户要求配置插片式187#

●电动机型号的□中为表示带端子箱型的记号 (T)

●Note: Conventional capacitor is a lead wire type.Inserted 187# is optional

●Enter the code that represents the terminal box type (T) in the box (□) within the model name

连接图CONNECTION DIAGRAMS

- 运转方向指从电动机轴看来的方向。CW表示顺时针方向，CCW表示逆时针方向。
- 表中所记型号为齿轮轴型，圆轴型亦同。
- The direction of motor rotation is as viewed from the shaft end of motor.
  CW represents the clockwise direction, while CCW represents the counterclockwise direction.
- Name indicated in the list is pinion shaft type, also valid for the equivalent round.

导线型Lead Wire Type		带端子箱型Terminal Box Type	
6IK180GU-AF、6IK180GU-EF 6IK180GU-CF、6IK180GU-HF	6IK180GU-SF	6IK180GU-AFT、6IK180GU-EFT 6IK180GU-CFT、6IK180GU-HFT	6IK180GU-SFT
顺时针方向CW 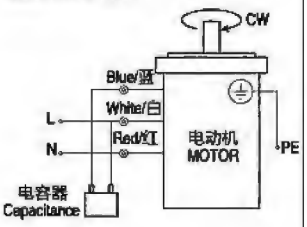	顺时针方向CW 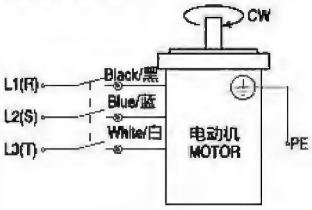	顺时针方向CW 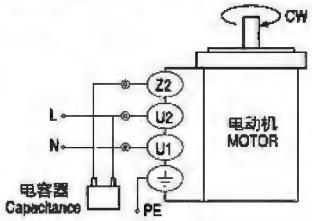	顺时针方向CW 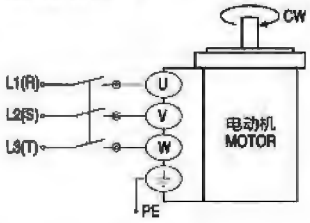
逆时针方向CCW 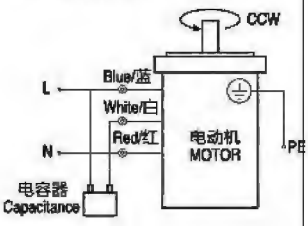	逆时针方向CCW 若对换R、S、T中任意二条，电动机会作逆时针方向动转 To change the rotation direction change any two connections between R.S and T.	逆时针方向CCW 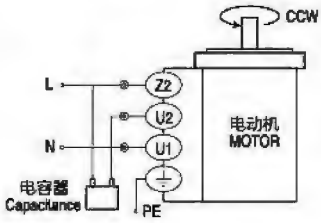	逆时针方向CCW 若对换R、S、T中任意二条，电动机会作逆时针方向动转 To change the rotation direction change any two connections between R.S and T.

请注意 Note:

- 单相电动机运转方向的转换应在电动机停止后进行。
- 若在电动机运转时转换运转方向，可能发生无法转换运转方向或须费时较久的情况。
- Change the direction of single-phase motor rotation only after bring the motor to a stop.
- If an attempt is made to change the direction of rotation while the motor is rotating, motor may ignore reversing command or change its direction of rotation after some delay.

感应电动机/2极高速型
INDUCTION MOTOR/2-PLES HIGH SPEED

6W~150W

□60mm □70mm □80mm □90mm

规格 / 连续额定 SPECS / CONTINUOUS RATING

型号Model 类型Type 圆轴型Round Shaft Type	输出功率 Output power W	电压 Voltage V	频率 Frequency Hz	电流 Current A	启动转矩 Starting Torque mN.m	额定转矩 Rated Torque mN.m	额定转速 Rated Speed r/min	电容器容量 Capacitor μF
2IK6A-B	6	1ph110	50	0.18	35	22	2650	3
			60	0.20		18	3100	
2IK6A-D	6	1ph220	50	0.11	35	22	2650	0.8
			60	0.12		18	3100	
3IK15A-B	15	1ph110	50	0.38	65	54	2650	6
			60	0.40		46	3100	
3IK15A-D	15	1ph220	50	0.18	65	54	2650	1.5
			60	0.22		46	3100	
4IK25A-B	25	1ph110	50	0.55	90	90	2650	10
			60	0.65		77	3100	
4IK25A-D	25	1ph220	50	0.25	90	90	2650	2
			60	0.30		77	3100	
4IK25A-T	25	3ph220	50	0.20	220	88	2700	-
			60	0.15	185	75	3200	
4IK40A-BF	40	1ph110	50	0.80	120	147	2600	12
			60	0.85		123	3100	
4IK40A-DF	40	1ph220	50	0.40	120	147	2600	3
			60	0.45		123	3100	
4IK40A-TF	40	3ph220	50	0.27	350	147	2600	-
			60	0.22	300	123	3100	
5IK40A-B	40	1ph110	50	0.75	140	147	2600	10
			50	0.90		123	3100	
5IK40A-D	40	1ph220	50	0.38	140	144	2650	3
			60	0.40		120	3200	
5IK40A-T	40	3ph220	50	0.26	350	147	2600	-
			60	0.21	300	123	3100	
5IK60A-BF	60	1ph110	50	1.05	170	215	2650	15
			60	1.0		180	3200	
5IK60A-DF	60	1ph220	50	0.52	180	215	2650	4
			60	0.55		180	3200	
5IK60A-TF	60	3ph220	50	0.35	500	215	2650	-
			60	0.30	420	180	3200	

规格 / 连续额定 SPECS / CONTINUOUS RATING

型号Model 类型Type 圆轴型Round Shaft Type	输出功率 Output power W	电压 Voltage V	频率 Frequency Hz	电流 Current A	启动转矩 Starting Torque mN.m	额定转矩 Rated Torque mN.m	额定转速 Rated Speed r/min	电容器容量 Capacitor μF
5IK90A-BF	90	1ph110	50	1.50	250	325	2650	25
			60	1.80		270	3200	
5IK90A-DF	90	1ph220	50	0.72	250	325	2650	6
			60	0.90		270	3200	
5IK90A-TF 5IK90A-TFT	90	3ph220	50	0.50	800	325	2650	-
			60	0.42	670	270	3200	
5IK120A-BF	120	1ph110	50	1.85	330	450	2650	30
			60	2.25		360	3200	
5IK120A-DF	120	1ph220	50	0.95	330	450	2650	8
			60	1.10		360	3200	
5IK120A-TF 5IK120A-TFT	120	3ph220	50	0.65	1000	450	2650	-
			60	0.50	900	370	3100	
5IK150A-BF	150	1ph110	50	2.50	400	540	2650	35
			60	2.85		450	3200	
5IK150A-DF	150	1ph220	50	1.20	400	540	2650	10
			60	1.52		450	3200	
5IK150A-TF 5IK150A-TFT	150	3ph220	50	0.85	1250	550	2600	-
			60	0.70	1100	460	3100	

种类 TYPE

●电动机 MOTOR

输出功率 Output Power	电压 Voltage	型号 Model
6W	1ph110VAC	2IK6A-B
	1ph220VAC	2IK6A-D
15W	1ph110VAC	3IK15A-B
	1ph220VAC	3IK15A-D
25W	1ph110VAC	4IK25A-B
	1ph220VAC	4IK25A-D
	3ph220VAC	4IK25A-T
40W	1ph110VAC	4IK40A-BF
	1ph220VAC	4IK40A-DF
	3ph220VAC	4IK40A-TF
40W	1ph110VAC	5IK40A-B
	1ph220VAC	5IK40A-D
	3ph220VAC	5IK40A-T

输出功率 Output Power	电压 Voltage	型号 Model
60W	1ph110VAC	5IK60A-BF
	1ph220VAC	5IK60A-DF
	3ph220VAC	5IK60A-TF
	3ph220VAC	5IK60A-TF
90W	1ph110VAC	5IK90A-BF
	1ph220VAC	5IK90A-DF
	3ph220VAC	5IK90A-TF
	3ph220VAC	5IK90A-TFT
120W	1ph110VAC	5IK120A-BF
	1ph220VAC	5IK120A-DF
	3ph220VAC	5IK120A-TF
	3ph220VAC	5IK120A-TFT
150W	1ph110VAC	5IK150A-BF
	1ph220VAC	5IK150A-DF
	3ph220VAC	5IK150A-TF
	3ph220VAC	5IK150A-TFT

■外形图 (单位 mm)
DIMENSIONS(Unit mm)

●6W
电动机 Motor
2IK6A-B、2IK6A-D
重量 Weight: 0.65kg

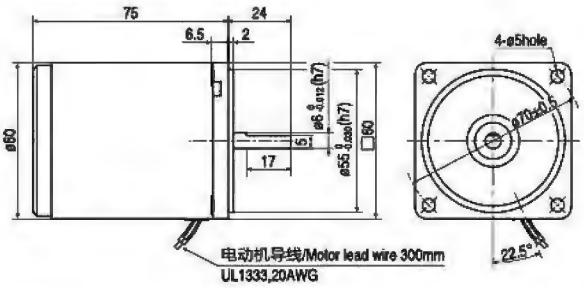

●15W
电动机 Motor
3IK15A-B、3IK15A-D
重量 Weight: 0.90kg

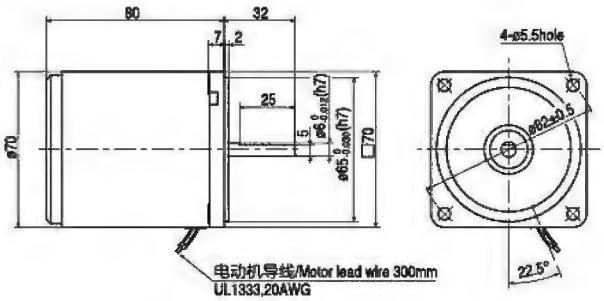

●25W
电动机 Motor
4IK25A-B、4IK25A-D、4IK25A-T
重量 Weight: 1.4kg

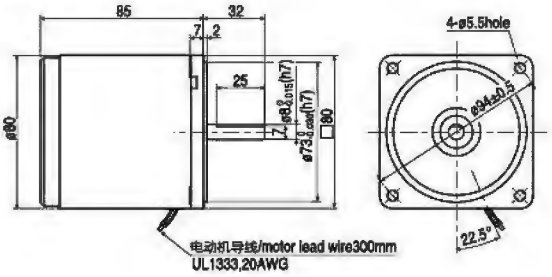

●40W
电动机 Motor
4IK40A-BF、4IK40A-DF、4IK40A-TF
重量 Weight: 1.6kg

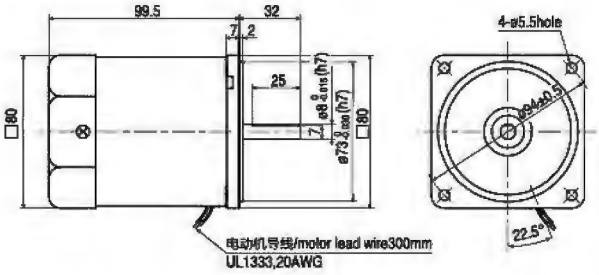

●40W
电动机 Motor
5IK40A-B、5IK40A-D、5IK40A-T
重量 Weight: 2.0kg

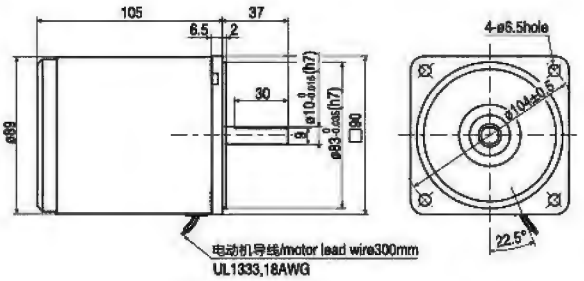

●60W
电动机 Motor
5IK60A-BF、5IK60A-DF、5IK60A-TF
重量 Weight: 2.4kg

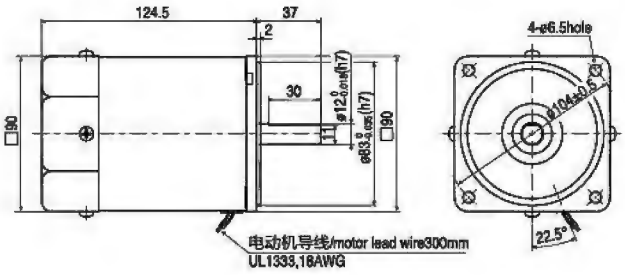

●90W

电动机 Motor

5IK90A-BF、5IK90A-DF、5IK90A-TF

重量 Weight: 2.8kg

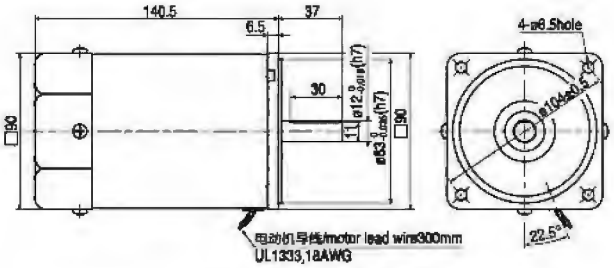

●120W

电动机 Motor

5IK120A-BF、5IK120A-DF、5IK120A-TF

5IK150A-BF、5IK150A-DF、5IK150A-TF

重量 Weight: 3.0kg

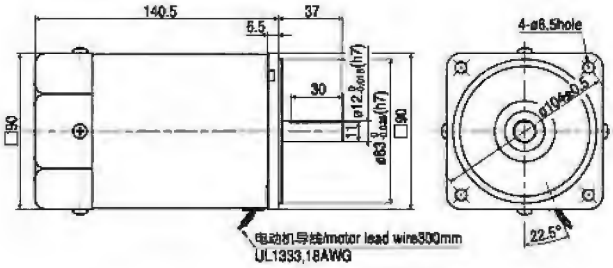

●90W、120W、150W

电动机 Motor

5IK90A-TFT、5IK120A-TFT、5IK150A-TFT

重量 Weight: 3.3kg

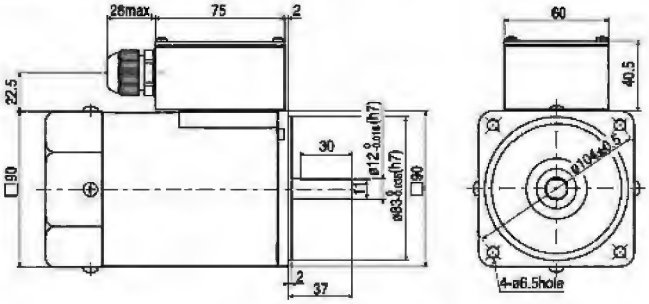

●电容器外形尺寸 Formal Dimension of Capacitor

型号 Model 齿轮轴型 Pinion Shaft	电容器型号 Capacitor Model	L	W	H
2IK6A-B	ZD30CFAUL	32	12	22
2IK6A-D	ZD08BFAUL	36	11	20
3IK15A-B	ZD60CFAUL	36	15	25
3IK15A-D	ZD15BFAUL	36	13	24
4IK25A-B	ZD100CFAUL	38	19	29
4IK25A-D	ZD20BFAUL	36	15	25
4IK40A-BF	ZD120CFAUL	47	17	31
4IK40A-DF	ZD30BFAUL	38	19	29
5IK40A-B	ZD100CFAUL	38	19	29
5IK40A-D	ZD30BFAUL	38	19	29
5IK60A-BF	ZD150CFAUL	47	20	31
5IK60A-DF	ZD40BFAUL	47	17	31
5IK90A-BF	ZD250CFAUL	59	30	42
5IK90A-DF	ZD60BFAUL	48	23	32
5IK120A-BF	ZD300CFAUL	59	30	42
5IK120A-DF	ZD80BFAUL	48	27	39
5IK150A-BF	ZD350CFAUL	59	30	42
5IK150A-DF	ZD100BFAUL	59	30	42

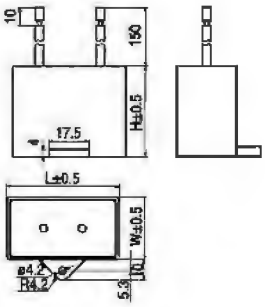

连接图CONNECTION DIAGRAMS

●运转方向指从电动机轴看来的方向。CW表示顺时针方向，CCW表示逆时针方向输入。

●The direction of motor rotation is as viewed from the shaft end of motor.

CW represents the clockwise direction, while CCW represents the counterclockwise direction.

1ph110V输入Input 1ph220V输入Input	3ph220V、380V输入Input	
	4IK25A-T、4IK40A-TF、5IK40A-T、5IK60A-TF、5IK90A-TF、5IK120A-TF、5IK150A-TF、	5IK90A-TFT、5IK120A-TFT、5IK150A-TFT、
顺时针方向CW 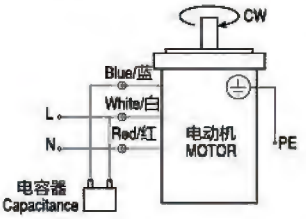 逆时针方向CCW 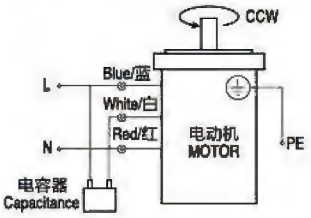 	顺时针方向CW 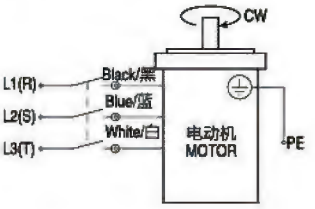 逆时针方向CCW 若对换R、S、T中任意二条，电动机会作逆时针方向动转 To change the rotation direction change any two connections between R.S and T.	顺时针方向CW 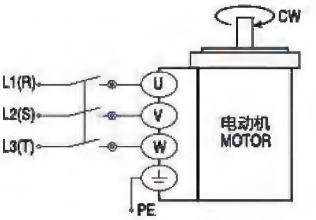 逆时针方向CCW 若对换R、S、T中任意二条，电动机会作逆时针方向动转 To change the rotation direction change any two connections between R.S and T.

可逆电动机 REVERSIBLE MOTORS

6W

□60mm

规格 / 连续额定 SPECS / CONTINUOUS RATING

品名Model 机型Type 导线型 Lead Wire Type		输出功率 Output power W	电压 Voltage V	频率 Frequency Hz	电流 Current A	启动转矩 Starting Torque mN.m	额定转矩 Rated Torque mN.m	额定转速 Rated Speed r/min	电容器容量 Capacitor μF
齿轮轴型 Pinion Shaft	圆轴型 Round Shaft								
2RK6GN-A	2RK6A-A	6	1ph100	50	0.265	60	48	1200	4.0
				60	0.232	55	40	1450	
2RK6GN-E	2RK6A-E	6	1ph110	60	0.185	45	40	1450	2.5
			1ph120		0.200				
2RK6GN-C	2RK6A-C	6	1ph220	50	0.145	55	48	1200	1.0
			1ph230		0.150				
2RK6GN-H	2RK6A-H	6	1ph220	60	0.165	60	40	1450	
			1ph230		0.170				

●可逆电动机的额定转矩、启动转矩数值均为未安装简易制动时的数值。●各种安全规格以电动机铭牌上的型号取得认定。●Ⓣ:内藏热保护装置（自动复位型）。在电机因某种原因过热时会自行起动使电动机停止。●电动机温度下降后恢复运行，故在进行检查作业时请务必事先切断电源。

●Values shown for rated torque and starting torque are measured for operation without the friction brake installed. ●When the motor is approved under various safety standards, the model name on the nameplate is the approved model name. ●Contains a built-in thermal protector (automatic return).If a motor overheats for any reason, the thermal protctor is opened and the motor stops. ●When the motor temperature drops, the thermal protector closes and the motor restarts. Be sure to turn the motor off before inspecting.

种类 TYPE

●电动机 MOTOR

机型 Type	型号 Model	
	齿轮轴型 Pinion Shaft	圆轴型 Round Shaft
导线型 Lead Wire Type	2RK6GN-A	2RK6A-A
	2RK6GN-E	2RK6A-E
	2RK6GN-C	2RK6A-C
	2RK6GN-H	2RK6A-H

●平行轴减速器(另售) PARALLEL SHAFT GEARHEAD (SOLD SEPARATELY)

减速器种类 Gearhead Type	减速器型号 Gearhead Model	减速比 Gear Ratio
长寿命・低噪音 Long Life・Low Noise	2GN□K	3、3.6、5、6、7.5、9、12.5、15、18、25、30、36、50、60、75、90、100、120、150、180、200
	2GN10XK (中间减速器Mid-gearbox)	

●减速器型号的□中为减速比的数值

●Enter the gear ratio in the box (□) within the model name

■装有减速器时的容许转矩
ALLOWABLE TORQUE WHEN BEING WITH GEARHEAD

- 减速器·中间减速器另售
- 减速器型号的□中为减速比的数值。
- □色表示与电动机同一方向运转，其他则为相反方向。
- 转速是以电动机的同步转速 (50Hz: 1500r/min、60Hz: 1800r/min) 为基准除以减速比而算出来的数值。实际转速将随负载大小变化而比所示数值减少2%~20%左右。
- 希望以大于下表的减速比进行进一步减速时，可在电动机与减速器之间安装减速比为10的中间减速器。这时的容许转矩为3N·m
- Gearhead and mid-gearbox can be sold separately.
- Enter the gear ratio in the box (□) within the model name.
- The colored background □ indicates the same rotating direction of the motor while the rotating direction of others are opposite.
- The speed is calculated by dividing the motor's synchronous speed (50Hz: 1500r/min、60Hz: 1800r/min) by the gear ratio. The actual speed is 2%~20% less than the displayed value, depending on the size of the load.
- To reduce the speed beyond the gear ratio in the table, attach a mid-gearbox (gear ratio: 10) between the gearhead and motor. In that case, the permissible torque is 3N·m.

容许力矩单位 Allowance Torque Unit：上段 Upside（N.m）/下段 Belowside（kgf.cm）

机型Type 电动机/减速器 Motor/Gearhead	减速比Gear Ratio		3	3.6	5	6	7.5	9	12.5	15	18	25	30	36	50	60	75	90	100	120	150	180	200
	转速Speed r/min	50Hz	500	417	300	250	200	166	120	100	83	60	50	41	30	25	20	16	15	12.5	10	8.3	7.5
		60Hz	600	500	360	300	240	200	144	120	100	72	60	50	36	30	24	20	18	15	12	10	9
2RK6GN-A 2RK6GN-E 2RK6GN-C 2RK6GN-H	2GN□K	50Hz	0.12	0.14	0.19	0.23	0.29	0.35	0.49	0.58	0.70	0.88	1.1	1.3	1.6	1.9	2.4	2.9	3	3	3	3	3
			1.22	1.43	1.94	2.35	2.96	3.57	5.0	5.92	7.14	8.98	11.2	13.3	16.3	19.4	24.5	29.6	30	30	30	30	30
		60Hz	0.10	0.12	0.16	0.19	0.24	0.29	0.41	0.49	0.58	0.73	0.88	1.1	1.3	1.6	2.0	2.4	2.6	3	3	3	3
			1.02	1.22	1.63	1.94	2.45	2.96	4.18	5.0	5.92	7.45	8.98	11.2	13.3	16.3	20.4	24.5	26.5	30	30	30	30

■容许悬挂负载·容许轴向负载
PERMISSIBLE OVERHUNG LOAD AND THRUST LOAD

电动机（圆轴型）→217页　　Motor (Round Shaft) →P217
减速器→217页　　Gearhead→P217

■减速器的容许负载惯性惯量J
PERMISSIBLE LOAD INERTIA J FOR GEARHEAD

→218页→P218

■外形图（单位 mm）
DIMENSIONS(Unit mm)

减速器附有安装用螺丝
Mounting screws are included with gearhead.

●导线型 Lead wiring Type

重量 Weight: 电动机 Motor 0.8kg 减速器 Gearhead 0.4kg

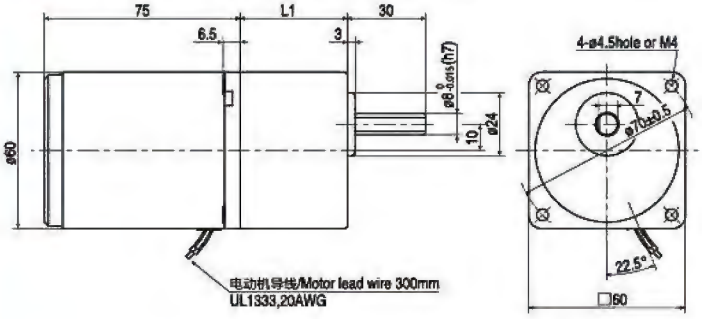

电动机型号 Motor Model	减速器型号 Gearhead Model	减速比 Gear Ratio	L1
2RK6GN-A 2RK6GN-E 2RK6GN-C 2RK6GN-H	2GN□K	3~18	32
		25~200	41

- 减速器型号的□中为减速比的数值
- Enter the gear ratio in the box (□) within the model name

● 圆轴型的转轴部分Shaft Section of Round Shaft Type

除重量及轴部外，电动机外形与齿轮轴相同

Excluding weight and the shaft section Motor shape are the same as those of the pinion shaft

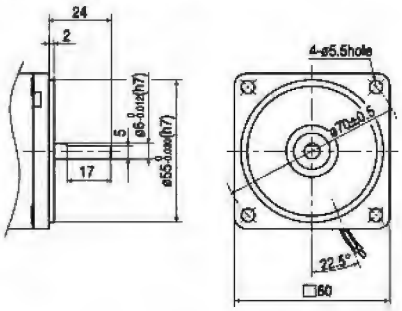

● 中间减速器 Mid-gearbox

可安装在GN齿轮轴型上

Can be connected to GN pinion Shaft type 2GN10XK

重量Weight: 0.24kg

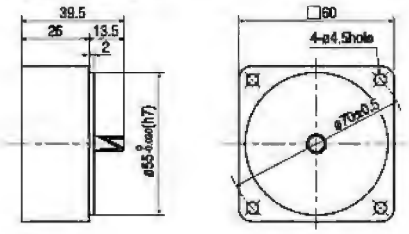

● 电容器外形尺寸 Formal Dimension of Capacitor

型号 Model		电容器型号 Capacitor Model	L	W	H
齿轮轴型 Pinion Shaft	圆轴型 Round Shaft				
2RK6GN-A	2RK6A-A	ZD40CFAUL	36	12	22
2RK6GN-E	2RK6A-E	ZD25CFAUL	32	12	22
2RK6GN-C	2RK6A-C	ZD10CFAUL	36	12	22

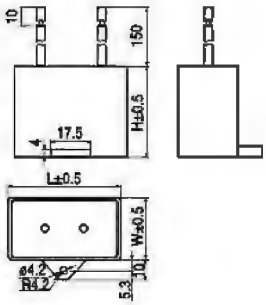

● 常规电容器出线为引线，也可根据客户要求配置插片式187#

● Note: Conventional capacitor is a lead wire type.Inserted 187# is optional

连接图CONNECTION DIAGRAMS

● 运转方向指从电动机轴看来的方向。CW表示顺时针方向，CCW表示逆时针方向。

● 表中所记型号为齿轮轴型，圆轴型亦同。

● The direction of motor rotation is as viewed from the shaft end of motor.
CW represents the clockwise direction, while CCW represents the counterclockwise direction.

● Name indicated in the list is pinion shaft type, also valid for the equivalent round.

导线型Lead Wire Type
2RK6GN-A、2RK6GN-E、2RK6GN-C、2RK6GN-H

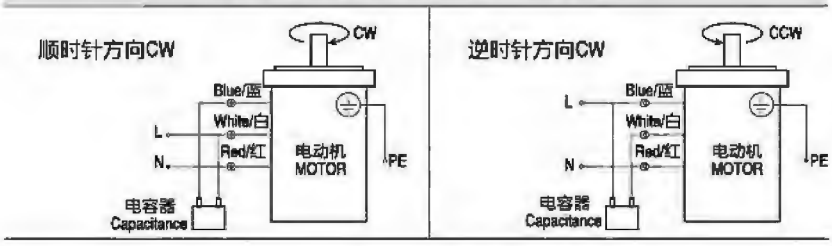

● 请注意 Note:

● 单相电动机运转方向的转换应在电动机停止后进行。

● 若在电动机运转时转换运转方向，可能发生无法转换运转方向或须费时较久的情况。

● Change the direction of single-phase motor rotation only after bring the motor to a stop.

● If an attempt is made to change the direction of rotation while the motor is rotating, motor may ignore reversing command or change its direction of rotation after some delay.

可逆电动机 REVERSIBLE MOTORS

15W

□70mm

规格 / 连续额定 SPECS / CONTINUOUS RATING

品名Model 机型Type 导线型 Lead Wire Type		输出功率 Output power W	电压 Voltage V	频率 Frequency Hz	电流 Current A	启动转矩 Starting Torque mN.m	额定转矩 Rated Torque mN.m	额定转速 Rated Speed r/min	电容器容量 Capacitor μF
齿轮轴型 Pinion Shaft	圆轴型 Round Shaft								
3RK15GN-A	3RK15A-A	15	1ph100	50	0.40	110	125	1200	7.0
				60	0.56	105	105	1450	
3RK15GN-E	3RK15A-E	15	1ph110	60	0.43	85	105	1450	6.0
			1ph120		0.42				
3RK15GN-C	3RK15A-C	15	1ph220	50	0.23	110	125	1200	1.5
			1ph230						
3RK15GN-H	3RK15A-H	15	1ph220	60	0.20	85	105	1450	
			1ph230			90			

●可逆电动机的额定转矩、启动转矩数值均为未安装简易制动时的数值。●各种安全规格以电动机铭牌上的型号取得认定。●㊤:内藏热保护装置（自动复位型）。在电机因某种原因过热时会自行起动使电动机停止。●电动机温度下降后恢复运行，故在进行检查作业时请务必事先切断电源。

●Values shown for rated torque and starting torque are measured for operation without the friction brake installed. ●When the motor is approved under various safety standards, the model name on the nameplate is the approved model name. ●Contains a built-in thermal protector (automatic return) .If a motor overheats for any reason, the thermal protctor is opened and the motor stops. ●When the motor temperature drops, the thermal protector closes and the motor restarts. Be sure to turn the motor off before inspecting.

种类 TYPE

●电动机 MOTOR

机型 Type	型号 Model	
	齿轮轴型 Pinion Shaft	圆轴型 Round Shaft
导线型 Lead Wire Type	3RK15GN-A	3RK15A-A
	3RK15GN-E	3RK15A-E
	3RK15GN-C	3RK15A-C
	3RK15GN-H	3RK15A-H

●平行轴减速器(另售) PARALLEL SHAFT GEARHEAD (SOLD SEPARATELY)

减速器种类 Gearhead Type	减速器型号 Gearhead Model	减速比 Gear Ratio
长寿命·低噪音 Long Life · Low Noise	3GN□K	3、3.6、5、6、7.5、9、12.5、15、18、25、30、36、50、60、75、90、100、120、150、180、200
	3GN10XK(中间减速器Mid-gearbox)	

●减速器型号的□中为减速比的数值

●Enter the gear ratio in the box (□) within the model name

装有减速器时的容许转矩
ALLOWABLE TORQUE WHEN BEING WITH GEARHEAD

- 减速器 · 中间减速器另售
- 减速器型号的□中为减速比的数值。
- ▭ 色表示与电动机同一方向运转，其他则为相反方向。
- 转速是以电动机的同步转速 (50Hz: 1500r/min、60Hz: 1800r/min) 为基准除以减速比而算出来的数值。实际转速将随负载大小变化而比所示数值减少2%~20%左右。
- 希望以大于下表的减速比进行进一步减速时，可在电动机与减速器之间安装减速比为10的中间减速器。这时的容许转矩为5N·m
- Gearhead and mid-gearbox can be sold separately.
- Enter the gear ratio in the box (□) within the model name.
- The colored background ▭ indicates the same rotating direction of the motor while the rotating direction of others are opposite.
- The speed is calculated by dividing the motor's synchronous speed (50Hz: 1500r/min、60Hz: 1800r/min) by the gear ratio. The actual speed is 2%~20% less than the displayed value, depending on the size of the load.
- To reduce the speed beyond the gear ratio in the table, attach a mid-gearbox (gear ratio: 10) between the gearhead and motor. In that case, the permissible torque is 5N·m.

容许力矩单位 Allowance Torque Unit：上段 Upside（N.m）/下段 Belowside（kgf.cm）

机型Type 电动机/减速器 Motor/Gearhead	减速比Gear Ratio		3	3.6	5	6	7.5	9	12.5	15	18	25	30	36	50	60	75	90	100	120	150	180	200
	转速Speed r/min	50Hz	500	417	300	250	200	166	120	100	83	60	50	41	30	25	20	16	15	12.5	10	8.3	7.5
		60Hz	600	500	360	300	240	200	144	120	100	72	60	50	36	30	24	20	18	15	12	10	9
3RK15GN-A	3GN□K	50Hz	0.30	0.36	0.51	0.61	0.67	0.91	1.3	1.5	1.8	2.3	2.7	3.3	4.1	5	5	5	5	5	5	5	5
3RK15GN-E			3.06	3.67	5.20	6.22	7.75	9.28	13.2	15.3	18.3	23.4	27.5	33.7	41.8	50	50	50	50	50	50	50	50
3RK15GN-C		60Hz	0.26	0.31	0.43	0.51	0.64	0.77	1.1	1.3	1.5	1.9	2.3	2.8	3.5	5.2	5	5	5	5	5	5	5
3RK15GN-H			2.65	3.16	4.63	5.20	6.53	7.85	11.2	13.2	15.3	19.3	23.4	28.5	35.7	42.8	50	50	50	50	50	50	50

容许悬挂负载 · 容许轴向负载
PERMISSIBLE OVERHUNG LOAD AND THRUST LOAD

电动机（圆轴型）→217页　　Motor (Round Shaft) →P217
减速器→217页　　Gearhead→P217

减速器的容许负载惯性惯量J
PERMISSIBLE LOAD INERTIA J FOR GEARHEAD

→218页→P218

外形图 (单位 mm)
DIMENSIONS(Unit mm)

减速器附有安装用螺丝
Mounting screws are included with gearhead.

导线型 Lead wiring Type

重量 Weight: 电动机 Motor 1.15kg 减速器 Gearhead 0.5kg

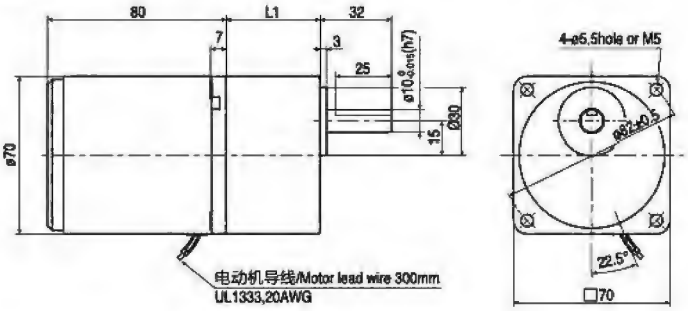

电动机型号 Motor Model	减速器型号 Gearhead Model	减速比 Gear Ratio	L1
3RK15GN-A 3RK15GN-E 3RK15GN-C 3RK15GN-H	3GN□K	3~18	32
		25~200	42

- 减速器型号的□中为减速比的数值
- Enter the gear ratio in the box (□) within the model name

●键·键槽（减速器附件）Key·keyway (The key is included with the gearhead)

●圆轴型的转轴部分Shaft Section of Round Shaft Type

除重量及轴部外，电动机外形与齿轮轴相同

Excluding weight and the shaft section Motor shape are the same as those of the pinion shaft type

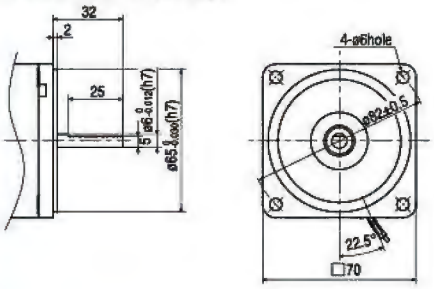

●中间减速器 Mid-gearbox

可安装在GN齿轮轴型上

Can be connected to GN pinion Shaft type 3GN10XK

重量Weight: 0.31kg

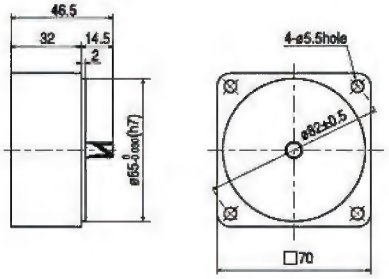

●电容器外形尺寸 Formal Dimension of Capacitor

型号 Model		电容器型号 Capacitor Model	L	W	H
齿轮轴型 Pinion Shaft	圆轴型 Round Shaft				
3RK15GN-A	3RK15A-A	ZD70CFAUL	37	15	27
3RK15GN-E	3RK15A-E	ZD60CFAUL	36	15	25
3RK15GN-C	3RK15A-C	ZD15BFAUL	36	13	24

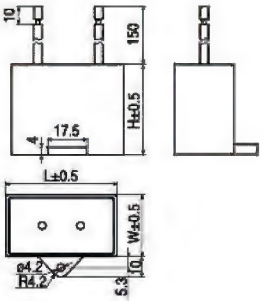

●常规电容器出线为引线，也可根据客户要求配置插片式187#

●Note: Conventional capacitor is a lead wire type Inserted 187# is optional

■连接图CONNECTION DIAGRAMS

●运转方向指从电动机轴看来的方向。CW表示顺时针方向，CCW表示逆时针方向。

●表中所记型号为齿轮轴型，圆轴型亦同。

●The direction of motor rotation is as viewed from the shaft end of motor.
CW represents the clockwise direction, while CCW represents the counterclockwise direction.

●Name indicated in the list is pinion shaft type, also valid for the equivalent round.

导线型Lead Wire Type	
3RK15GN-A、3RK15GN-E、3RK15GN-C、3RK15GN-H	
顺时针方向CW	逆时针方向CCW

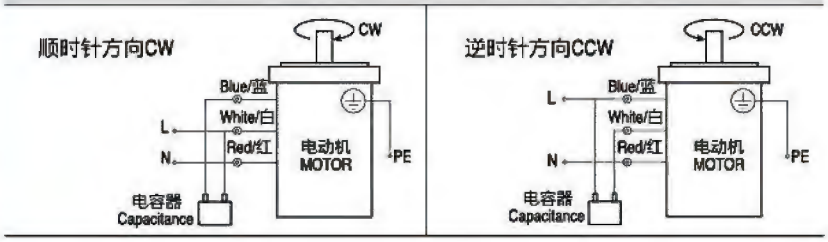

●请注意 Note:

●单相电动机运转方向的转换应在电动机停止后进行。

●若在电动机运转时转换运转方向，可能发生无法转换运转方向或须费时较久的情况。

●Change the direction of single-phase motor rotation only after bring the motor to a stop.

●If an attempt is made to change the direction of rotation while the motor is rotating, motor may ignore reversing command or change its direction of rotation after some delay.

可逆电动机 REVERSIBLE MOTORS

25W

□80mm



规格 / 30分钟额定 SPECS / 30MINUTES RATING

型号Model 类型Type 上段: 齿轮轴 Above: gearbox 下段（ ）内: 圆轴below in( ): round shaft		输出功率 Output power W	电压 Voltage V	频率 Frequency Hz	电流 Current A	启动转矩 Starting Torque mN.m	额定转矩 Rated Torque mN.m	额定转速 Rated Speed r/min	电容器容量 Capacitor μF
导线型 Lead Wire Type 外形图Drawing ①	带端子箱型 Terminal Box Type 外形图Drawing ②								
4RK25GN-A	4RK25GN-AT	25	1ph100	50	0.59	160	200	1250	10
(4RK25A-A)	(4RK25A-AT)			60	0.69	140	165	1550	
4RK25GN-E	4RK25GN-ET	25	1ph110	60	0.45	140	165	1550	8.0
(4RK25A-E)	(4RK25A-ET)		1ph120		0.50				
4RK25GN-C	4RK25GN-CT	25	1ph220	50	0.29	140	200	1250	2.2
(4RK25A-C)	(4RK25A-CT)		1ph230		0.30	140			
4RK25GN-H	4RK25GN-HT	25	1ph220	60	0.35	140	165	1550	
(4RK25A-H)	(4RK25A-HT)		1ph230						

●可逆电动机的额定转矩、启动转矩数值均为未安装简易制动时的数值。●各种安全规格以电动机铭牌上的型号取得认定。●㊤:内藏热保护装置（自动复位型）。在电机因某种原因过热时会自行起动使电动机停止。●电动机温度下降后恢复运行，故在进行检查作业时请务必事先切断电源。

●Values shown for rated torque and starting torque are measured for operation without the friction brake installed. ●When the motor is approved under various safety standards, the model name on the nameplate is the approved model name. ●Contains a built-in thermal protector (automatic return).If a motor overheats for any reason, the thermal protctor is opened and the motor stops. ●When the motor temperature drops, the thermal protector closes and the motor restarts. Be sure to turn the motor off before inspecting.

种类 TYPE

●电动机 MOTOR

机型 Type	型号 Model	
	齿轮轴型 Pinion Shaft	圆轴型 Round Shaft
导线型 Lead Wire Type	4RK25GN-A	4RK25A-A
	4RK25GN-E	4RK25A-E
	4RK25GN-C	4RK25A-C
	4RK25GN-H	4RK25A-H
带端子箱型 Terminal Box Type	4RK25GN-AT	4RK25A-AT
	4RK25GN-ET	4RK25A-ET
	4RK25GN-CT	4RK25A-CT
	4RK25GN-HT	4RK25A-HT

●平行轴减速器(另售) PARALLEL SHAFT GEARHEAD (SOLD SEPARATELY)

减速器种类 Gearhead Type	减速器型号 Gearhead Model	减速比 Gear Ratio
长寿命・低噪音 Long Life・Low Noise	4GN□K	3、3.6、5、6、7.5、9、12.5、15、18、25、30、36、50、60、75、90、100、120、150、180、200
	4GN10XK (中间减速器Mid-gearbox)	

●减速器型号的□中为减速比的数值

●Enter the gear ratio in the box (□) within the model name

■装有减速器时的容许转矩
ALLOWABLE TORQUE WHEN BEING WITH REDUCER

- 减速器·中间减速器另售
- 电动器型号的□中为表示带端子箱型的记号 (T)
- 减速器型号的□中为减速比的数值。
- □ 色表示与电动机同一方向运转，其他则为相反方向。
- 转速是以电动机的同步转速 (50Hz: 1500r/min、60Hz: 1800r/min) 为基准除以减速比而算出来的数值。实际转速将随负载大小变化而比所示数值减少2%~20%左右。
- 希望以大于下表的减速比进行进一步减速时，可在电动机与减速器之间安装减速比为10的中间减速器。这时的容许转矩为8N·m。但安装了1/25~1/36的减速器时，容许转矩为 8N·m。
- Gearhead and mid-gearbox can be sold separately.
- Enter the code that represents the terminal box type (T) in the box (□) within the model name.
- Enter the gear ratio in the box (□) within the model name.
- The colored background □ indicates the same rotating direction of the motor while the rotating direction of others are opposite.
- The speed is calculated by dividing the motor's synchronous speed (50Hz: 1500r/min、60Hz: 1800r/min) by the gear ratio. The actual speed is 2%~20% less than the displayed value, depending on the size of the load.
- To reduce the speed beyond the gear ratio in the table, attach a mid-gearbox (gear ratio: 10) between the gearhead and motor. In that case, the permissible torque is 8 N·m. When a gearhead of 1/25~1/36 is connected, the value for permissible torque is 8N·m.

容许力矩单位 Allowance Torque Unit：上段 Upside（N.m）/下段 Belowside（kgf.cm）

机型Type 电动机/减速器 Motor/Gearhead	减速比Gear Ratio		3	3.6	5	6	7.5	9	12.5	15	18	25	30	36	50	60	75	90	100	120	150	180	200
	转速Speed r/min	50Hz	500	417	300	250	200	166	120	100	83	60	50	41	30	25	20	16	15	12.5	10	8.3	7.5
		60Hz	600	500	360	300	240	200	144	120	100	72	60	50	36	30	24	20	18	15	12	10	9
4RK25GN-A□	4GN□K	50Hz	0.49	0.58	0.81	0.97	1.2	1.5	2.0	2.4	2.9	3.7	4.4	5.3	6.6	7.9	8	8	8	8	8	8	8
4RK25GN-E□			5.00	5.91	8.26	9.89	12.2	15.3	20.4	24.4	29.6	37.7	44.9	54.1	67.3	80	80	80	80	80	80	80	80
4RK25GN-C□		60Hz	0.40	0.48	0.67	0.80	1.0	1.2	1.7	2.0	2.4	3.0	3.6	4.3	5.4	6.5	8	8	8	8	8	8	8
4RK25GN-H□			4.08	4.89	6.83	8.16	10.2	12.2	17.3	20.4	24.4	30.6	36.7	43.8	55.1	66.3	80	80	80	80	80	80	80

■容许悬挂负载·容许轴向负载
PERMISSIBLE OVERHUNG LOAD AND THRUST LOAD

电动机（圆轴型）→217页　　Motor (Round Shaft) →P217
减速器→217页　　Gearhead→P217

■减速器的容许负载惯性惯量J
PERMISSIBLE LOAD INERTIA J FOR GEARHEAD

→218页→P218

■外形图（单位 mm）
DIMENSIONS(Unit mm)

减速器附有安装用螺丝
Mounting screws are included with gearhead.

●导线型 Lead wiring Type ①

重量 Weight: 电动机 Motor 1.6kg 减速器 Gearhead 0.80kg

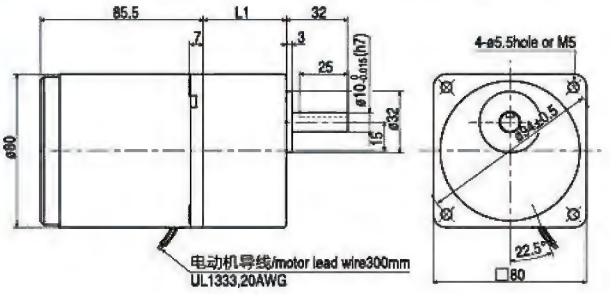

电动机型号 Motor Model	减速器型号 Gearhead Model	减速比 Gear Ratio	L1
4RK25GN-A 4RK25GN-E 4RK25GN-C 4RK25GN-H	4GN□K	3~18	32
		25~200	43.5

- 减速器型号的□中为减速比的数值
- Enter the gear ratio in the box (□) within the model name

● 带端子箱型Terminal Box Typ ②

重量 Weight: 电动机 Motor 1.80kg 减速器 Gearhead 0.80kg

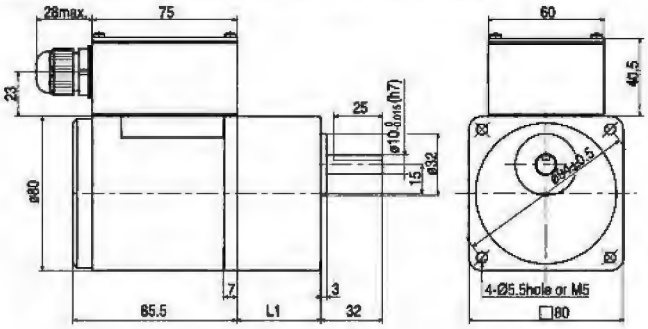

电动机型号 Motor Model	减速器型号 Gearhead Model	减速比 Gear Ratio	L1
4RK25GN-AT 4RK25GN-ET 4RK25GN-CT 4RK25GN-HT	4GN□K	3~18	32
		25~200	43.5

● 减速器型号的□中为减速比的数值

● Enter the gear ratio in the box (□) within the model name

● 适用电缆直径为Use canle with a diameter of ø6~ø12mm

● 键·键槽（减速器附件）Key·keyway (The key is included with the gearhead)

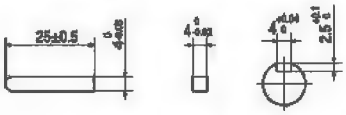

● 圆轴型的转轴部分Shaft Section of Round Shaft Type

除重量及轴部外，电动机外形与齿轮轴相同

Excluding weight and the shaft section Motor shape are the same as those of the pinion shaft type

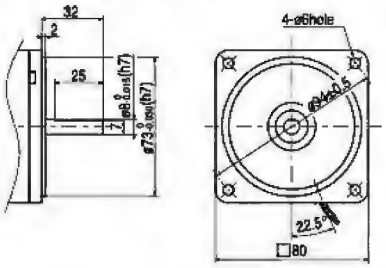

● 中间减速器 Mid-gearbox

可安装在GN齿轮轴型上

Can be connected to GN pinion Shaft type 4GN10XK

重量 Weight: 0.6kg

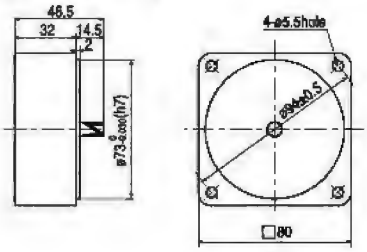

● 电容器外形尺寸 Formal Dimension of Capacitor

型号 Model		电容器型号 Capacitor Model	L	W	H
齿轮轴型 Pinion Shaft	圆轴型 Round Shaft				
4RK25GN-A□	4RK25A-A□	ZD100CFAUL	38	19	29
4RK25GN-E□	4RK25A-E□	ZD80CFAUL	38	17	28
4RK25GN-C□	4RK25A-C□	ZD22BFAUL	38	15	27

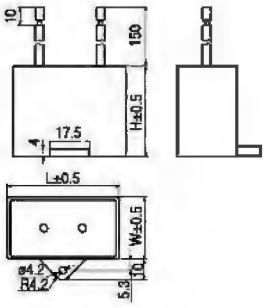

● 常规电容器出线为引线，也可根据客户要求配置插片式187#

● 电动机型号的□中为表示带端子箱型的记号 (T)

● Note: Conventional capacitor is a lead wire type.Inserted 187# is optional

● Enter the code that represents the terrminal box type (T) in the box (□) within the model name

连接图CONNECTION DIAGRAMS

- 运转方向指从电动机轴看来的方向。CW表示顺时针方向，CCW表示逆时针方向。
- 表中所记型号为齿轮轴型，圆轴型亦同。
- The direction of motor rotation is as viewed from the shaft end of motor.
  CW represents the clockwise direction, while CCW represents the counterclockwise direction.
- Name indicated in the list is pinion shaft type, also valid for the equivalent round.

导线型Lead Wire Type		带端子箱型Terminal Box Type	
4RK25GN-A、4RK25GN-E 4RK25GN-C、4RK25GN-H		4RK25GN-AT、4RK25GN-ET 4RK25GN-CT、4RK25GN-HT	
顺时针方向CW	逆时针方向CCW	顺时针方向CW	逆时针方向CCW
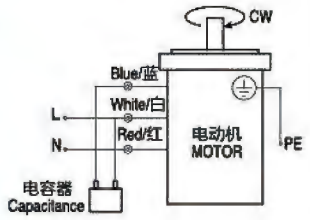	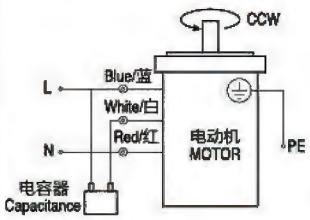	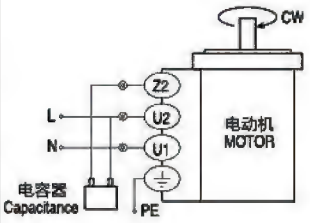	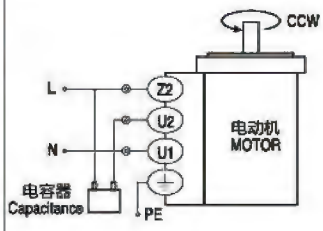

●请注意 Note:

- 单相电动机运转方向的转换应在电动机停止后进行。
- 若在电动机运转时转换运转方向，可能发生无法转换运转方向或须费时较久的情况。
- Change the direction of single-phase motor rotation only after bring the motor to a stop.
- If an attempt is made to change the direction of rotation while the motor is rotating, motor may ignore reversing command or change its direction of rotation after some delay.

可逆电动机 REVERSIBLE MOTORS

40W

□90mm

规格 / 30分钟额定 SPECS / 30MINUTES RATING

型号Model 类型Type 上段: 齿轮轴 Above: gearbox 下段（ ）内: 圆轴below in( ): round shaft		输出功率 Output power W	电压 Voltage V	频率 Frequency Hz	电流 Current A	启动转矩 Starting Torque mN.m	额定转矩 Rated Torque mN.m	额定转速 Rated Speed r/min	电容器容量 Capacitor μF
导线型 Lead Wire Type 外形图Drawing ①	带端子箱型 Terminal Box Type 外形图Drawing ②								
5RK40GN-A (5RK40A-A)	5RK40GN-AT (5RK40A-AT)	40	1ph100	50	0.78	300	315	1250	15.0
				60	1.05		260	1550	
5RK40GN-E (5RK40A-E)	5RK40GN-ET (5RK40A-ET)	40	1ph110	60	0.79	260	260	1550	12.0
			1ph120		0.80				
5RK40GN-C (5RK40A-C)	5RK40GN-CT (5RK40A-CT)	40	1ph220	50	0.45	270	315	1250	3.0
			1ph230						
5RK40GN-H (5RK40A-H)	5RK40GN-HT (5RK40A-HT)	40	1ph220	60	0.45	270	260	1550	
			1ph230						

●可逆电动机的额定转矩、启动转矩数值均为未安装简易制动时的数值。●各种安全规格以电动机铭牌上的型号取得认定。●㊀:内藏热保护装置（自动复位型）。在电机因某种原因过热时会自行起动使电动机停止。●电动机温度下降后恢复运行，故在进行检查作业时请务必事先切断电源。

●Values shown for rated torque and starting torque are measured for operation without the friction brake installed. ●When the motor is approved under various safety standards, the model name on the nameplate is the approved model name. ●Contains a built-in thermal protector (automatic return).If a motor overheats for any reason, the thermal protctor is opened and the motor stops. ●When the motor temperature drops, the thermal protector closes and the motor restarts. Be sure to turn the motor off before inspecting.

种类 TYPE

●电动机 MOTOR

机型 Type	型号 Model	
	齿轮轴型 Pinion Shaft	圆轴型 Round Shaft
导线型 Lead Wire Type	5RK40GN-A	5RK40A-A
	5RK40GN-E	5RK40A-E
	5RK40GN-C	5RK40A-C
	5RK40GN-H	5RK40A-H
带端子箱型 Terminal Box Type	5RK40GN-AT	5RK40A-AT
	5RK40GN-ET	5RK40A-ET
	5RK40GN-CT	5RK40A-CT
	5RK40GN-HT	5RK40A-HT

●平行轴减速器(另售) PARALLEL SHAFT GEARHEAD (SOLD SEPARATELY)

减速器种类 Gearhead Type	减速器型号 Gearhead Model	减速比 Gear Ratio
长寿命・低噪音 Long Life・Low Noise	5GN□K	3、3.6、5、6、7.5、9、12.5、15、18、25、30、36、50、60、75、90、100、120、150、180、200
	5GN10XK (中间减速器Mid-gearbox)	

●减速器型号的□中为减速比的数值

●Enter the gear ratio in the box (□) within the medel name

■装有减速器时的容许转矩
ALLOWABLE TORQUE WHEN BEING WITH GEARHEAD

- 减速器·中间减速器另售
- 电动器型号的□中为表示带端子箱型的记号 (T)
- 减速器型号的□中为减速比的数值。
- ▭ 色表示与电动机同一方向运转，其他则为相反方向。
- 转速是以电动机的同步转速 (50Hz: 1500r/min、60Hz: 1800r/min) 为基准除以减速比而算出来的数值。实际转速将随负载大小变化而比所示数值减少2%~20%左右。
- 希望以大于下表的减速比进行进一步减速时，可在电动机与减速器之间安装减速比为10的中间减速器。这时的容许转矩为10N·m。
- Gearhead and mid-gearbox can be sold separately.
- Enter the code that represents the terminal box type (T) in the box (□) within the model name.
- Enter the gear ratio in the box (□) within the model name.
- The colored background ▭ indicates the same rotating direction of the motor while the rotating direction of others are opposite.
- The speed is calculated by dividing the motor's synchronous speed (50Hz: 1500r/min、60Hz: 1800r/min) by the gear ratio. The actual speed is 2%~20% less than the displayed value, depending on the size of the load.
- To reduce the speed beyond the gear ratio in the table, attach a mid-gearbox (gear ratio: 10) between the gearhead and motor. In that case, the permissible torque is 10N·m.

容许力矩单位 Allowance Torque Unit：上段 Upside（N.m）/下段 Belowside（kgf.cm）

机型Type 电动机/减速器 Motor/Gearhead	减速比Gear Ratio		3	3.6	5	6	7.5	9	12.5	15	18	25	30	36	50	60	75	90	100	120	150	180	200
	转速Speed r/min	50Hz	500	417	300	250	200	166	120	100	83	60	50	41	30	25	20	16	15	12.5	10	8.3	7.5
		60Hz	600	500	360	300	240	200	144	120	100	72	60	50	36	30	24	20	18	15	12	10	9
5RK40GN-A□	5GN□K	50Hz	0.77	0.92	1.3	1.5	1.9	2.3	3.2	3.8	4.6	5.7	6.9	8.3	10	10	10	10	10	10	10	10	10
5RK40GN-E□			7.85	9.38	13.2	15.3	19.4	23.4	32.6	38.7	46.9	58.1	70.4	84.7	100	100	100	100	100	100	100	100	100
5RK40GN-C□		60Hz	0.63	0.76	1.1	1.3	1.6	1.9	2.6	3.2	3.8	4.7	5.7	6.8	8.6	10	10	10	10	10	10	10	10
5RK40GN-H□			6.42	7.75	11.2	13.2	16.3	19.3	26.5	32.6	38.7	47.9	58.1	69.3	87.7	100	100	100	100	100	100	100	100

■容许悬挂负载·容许轴向负载
PERMISSIBLE OVERHUNG LOAD AND THRUST LOAD

电动机（圆轴型）→217页　　Motor (Round Shaft) →P217
减速器→217页　　Gearhead→P217

■减速器的容许负载惯性惯量J
PERMISSIBLE LOAD INERTIA J FOR GEARHEAD

→218页→P218

■外形图（单位 mm）
DIMENSIONS(Unit mm)

减速器附有安装用螺丝
Mounting screws are included with gearhead.

● 导线型 Lead wiring Type ①

重量 Weight: 电动机 Motor 2.45kg 减速器 Gearhead 1.35kg

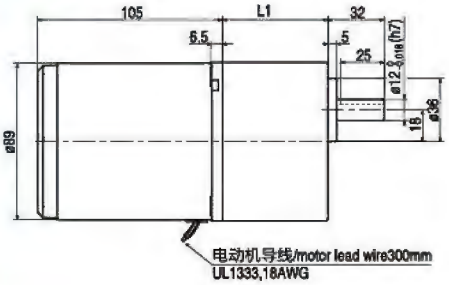

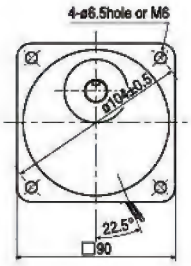

电动机型号 Motor Model	减速器型号 Gearhead Model	减速比 Gear Ratio	L1
5RK40GN-A 5RK40GN-E 5RK40GN-C 5RK40GN-H	5GN□K	3~18	32
		25~200	60

- 减速器型号的□中为减速比的数值
- Enter the gear ratio in the box (□) within the model name

●带端子箱型Terminal Box Typ ②

重量 Weight: 电动机 Motor 2.6kg 减速器 Gearhead 1.35kg

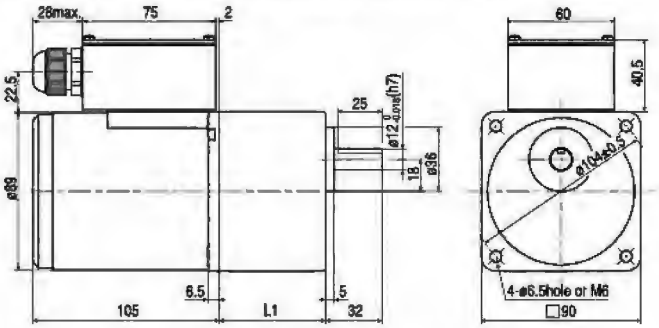

电动机型号 Motor Model	减速器型号 Gearhead Model	减速比 Gear Ratio	L1
5RK40GN-AT 5RK40GN-ET 5RK40GN-CT 5RK40GN-HT	5GN□K	3~18	42
		25~200	60

●减速器型号的□中为减速比的数值

●Enter the gear ratio in the box (□) within the model name

适用电缆直径为Use canle with a diameter of ø6~ø12mm

●键·键槽（减速器附件）Key·keyway (The key is included with the gearhead)

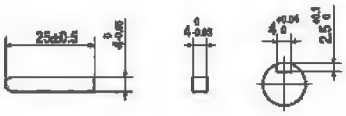

●圆轴型的转轴部分Shaft Section of Round Shaft Type

除重量及轴部外，电动机外形与齿轮轴相同

Excluding weight and the shaft section Motor shape are the same as those of the pinion shaft type

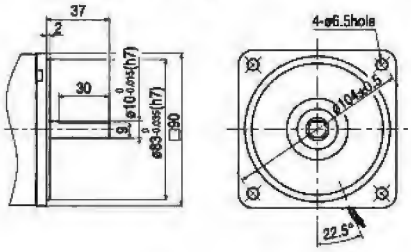

●中间减速器 Mid-gearbox

可安装在GN齿轮轴型上

Can be connected to GN pinion Shaft type 5GN10XK

重量 Weight: 0.6kg

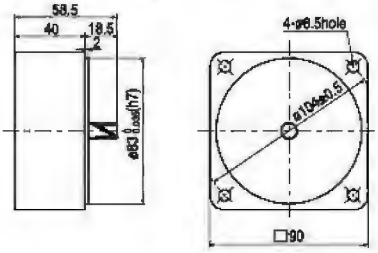

●电容器外形尺寸 Formal Dimension of Capacitor

型号 Model		电容器型号 Capacitor Model	L	W	H
齿轮轴型 Pinion Shaft	圆轴型 Round Shaft				
5RK40GN-A□	5RK40A-A□	ZD150CFAUL	47	20	31
5RK40GN-E□	5RK40A-E□	ZD120CFAUL	47	17	31
5RK40GN-C□	5RK40A-C□	ZD30BFAUL	38	19	29

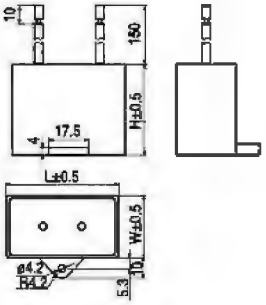

●常规电容器出线为引线，也可根据客户要求配置插片式187#

●电动机型号的□中为表示带端子箱型的记号 (T)

●Note: Conventional capacitor is a lead wire type.Inserted 187# is optional

●Enter the code that represents the terminal box type (T) in the box (□) within the model name

连接图CONNECTION DIAGRAMS

- 运转方向指从电动机轴看来的方向。CW表示顺时针方向，CCW表示逆时针方向。
- 表中所记型号为齿轮轴型，圆轴型亦同。
- The direction of motor rotation is as viewed from the shaft end of motor.
  CW represents the clockwise direction, while CCW represents the counterclockwise direction.
- Name indicated in the list is pinion shaft type, also valid for the equivalent round.

导线型Lead Wire Type		带端子箱型Terminal Box Type	
5RK40GN-A、5RK40GN-E 5RK40GN-C、5RK40GN-H		5RK40GN-AT、5RK40GN-ET 5RK40GN-CT、5RK40GN-HT	
顺时针方向CW	逆时针方向CCW	顺时针方向CW	逆时针方向CCW
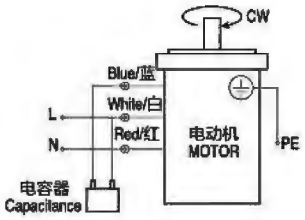	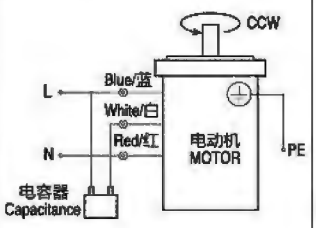	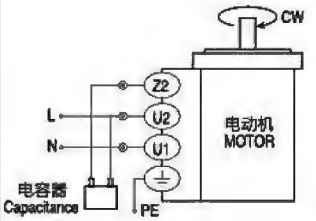	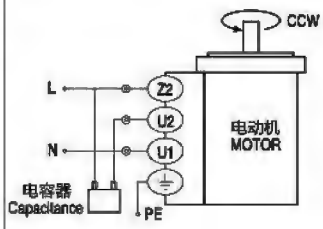

请注意 Note:

- 单相电动机运转方向的转换应在电动机停止后进行。
- 若在电动机运转时转换运转方向，可能发生无法转换运转方向或须费时较久的情况。
- Change the direction of single-phase motor rotation only after bring the motor to a stop.
- If an attempt is made to change the direction of rotation while the motor is rotating, motor may ignore reversing command or change its direction of rotation after some delay.

可逆电动机 REVERSIBLE MOTORS

60W

□90mm

规格 / 30分钟额定 SPECS / 30MINUTES RATING

型号Model 类型Type 上段: 齿轮轴 Above: gearbox 下段（ ）内: 圆轴below in( ): round shaft		输出功率 Output power W	电压 Voltage V	频率 Frequency Hz	电流 Current A	启动转矩 Starting Torque mN.m	额定转矩 Rated Torque mN.m	额定转速 Rated Speed r/min	电容器容量 Capacitor μF
导线型 Lead Wire Type 外形图Drawing ①	带端子箱型 Terminal Box Type 外形图Drawing ②								
5RK60GN-AF (5RK60A-AF)	5RK60GN-AFT (5RK60A-AFT)	60	1ph100	50	1.26	470	470	1250	25.0
				60	1.70		380	1550	
5RK60GN-EF (5RK60A-EF)	5RK60GN-EFT (5RK60A-EFT)	60	1ph110	60	1.05	330	380	1550	15.0
			1ph120			380			
5RK60GN-CF (5RK60A-CF)	5RK60GN-CFT (5RK60A-CFT)	60	1ph220	50	0.55	420	470	1250	4.5
			1ph230		0.60	460			
5RK60GN-HF (5RK60A-HF)	5RK60GN-HFT (5RK60A-HFT)	60	1ph220	60	0.55	420	380	1550	
			1ph230		0.60	460			

●可逆电动机的额定转矩、启动转矩数值均为未安装简易制动时的数值。●各种安全规格以电动机铭牌上的型号取得认定。●㊀:内藏热保护装置（自动复位型）。在电机因某种原因过热时会自行起动使电动机停止。●电动机温度下降后恢复运行，故在进行检查作业时请务必事先切断电源。

●Values shown for rated torque and starting torque are measured for operation without the friction brake installed. ●When the motor is approved under various safety standards, the model name on the nameplate is the approved model name. ●Contains a built-in thermal protector (automatic return).If a motor overheats for any reason, the thermal protctor is opened and the motor stops. ●When the motor temperature drops, the thermal protector closes and the motor restarts. Be sure to turn the motor off before inspecting.

种类 TYPE

●电动机 MOTOR

机型 Type	型号 Model	
	齿轮轴型 Pinion Shaft	圆轴型 Round Shaft
导线型 Lead Wire Type	5RK60GN-AF	5RK60A-AF
	5RK60GN-EF	5RK60A-EF
	5RK60GN-CF	5RK60A-CF
	5RK60GN-HF	5RK60A-HF
带端子箱型 Terminal Box Type	5RK60GN-AFT	5RK60A-AFT
	5RK60GN-EFT	5RK60A-EFT
	5RK60GN-CFT	5RK60A-CFT
	5RK60GN-HFT	5RK60A-HFT

●平行轴减速器(另售) PARALLEL SHAFT GEARHEAD (SOLD SEPARATELY)

减速器种类 Gearhead Type	减速器型号 Gearhead Model	减速比 Gear Ratio
长寿命・低噪音 Long Life・Low Noise	5GN□K	3、3.6、5、6、7.5、9、12.5、15、18、25、30、36、50、60、75、90、100、120、150、180、200
	5GN10XK(中间减速器Mid-gearbox)	

●减速器型号的□中为减速比的数值

●Enter the gear ratio in the box (□) within the model name

■装有减速器时的容许转矩
ALLOWABLE TORQUE WHEN BEING WITH GEARHEAD

- 减速器·中间减速器另售
- 电动器型号的□中为表示带端子箱型的记号 (T)
- 减速器型号的□中为减速比的数值。
- ▭ 色表示与电动机同一方向运转，其他则为相反方向。
- 转速是以电动机的同步转速 (50Hz: 1500r/min、60Hz: 1800r/min) 为基准除以减速比而算出来的数值。实际转速将随负载大小变化而比所示数值减少2%~20%左右。
- 希望以大于下表的减速比进行进一步减速时，可在电动机与减速器之间安装减速比为10的中间减速器。这时的容许转矩为10N·m。
- Gearhead and mid-gearbox can be sold separately.
- Enter the code that represents the terminal box type (T) in the box (□) within the model name.
- Enter the gear ratio in the box (□) within the model name.
- The colored background ▭ indicates the same rotating direction of the motor while the rotating direction of others are opposite.
- The speed is calculated by dividing the motor's synchronous speed (50Hz: 1500r/min、60Hz: 1800r/min) by the gear ratio. The actual speed is 2%~20% less than the displayed value, depending on the size of the load.
- To reduce the speed beyond the gear ratio in the table, attach a mid-gearbox (gear ratio: 10) between the gearhead and motor. In that case, the permissible torque is 10N·m.

容许力矩单位 Allowance Torque Unit：上段 Upside（N.m）/下段 Belowside（kgf.cm）

机型Type 电动机/减速器 Motor/Gearhead	减速比Gear Ratio		3	3.6	5	6	7.5	9	12.5	15	18	25	30	36	50	60	75	90	100	120	150	180	200
	转速Speed r/min	50Hz	500	417	300	250	200	166	120	100	83	60	50	41	30	25	20	16	15	12.5	10	8.3	7.5
		60Hz	600	500	360	300	240	200	144	120	100	72	60	50	36	30	24	20	18	15	12	10	9
5RK60GN-AF□	5GN□K	50Hz	1.1	1.4	1.9	2.3	2.9	3.4	4.8	5.7	6.8	8.6	10	10	10	10	10	10	10	10	10	10	10
5RK60GN-EF□			11.2	14.2	19.3	23.4	29.6	34.7	48.9	58.1	69.3	87.7	100	100	100	100	100	100	100	100	100	100	100
5RK60GN-CF□		60Hz	0.92	1.1	1.5	1.8	2.3	2.8	3.8	4.6	5.5	6.9	8.3	10	10	10	10	10	10	10	10	10	10
5RK60GN-HF□			9.38	11.2	15.3	18.3	23.4	28.5	38.7	46.9	56.1	70.1	84.7	100	100	100	100	100	100	100	100	100	100

■容许悬挂负载·容许轴向负载
PERMISSIBLE OVERHUNG LOAD AND THRUST LOAD

电动机（圆轴型）→217页　　Motor (Round Shaft) →P217
减速器→217页　　Gearhead→P217

■减速器的容许负载惯性惯量J
PERMISSIBLE LOAD INERTIA J FOR GEARHEAD

→218页→P218

■外形图（单位 mm）
DIMENSIONS(Unit mm)

减速器附有安装用螺丝
Mounting screws are included with gearhead.

● 导线型 Lead wiring Type ①

重量 Weight: 电动机 Motor 2.75kg 减速器 Gearhead 1.35kg

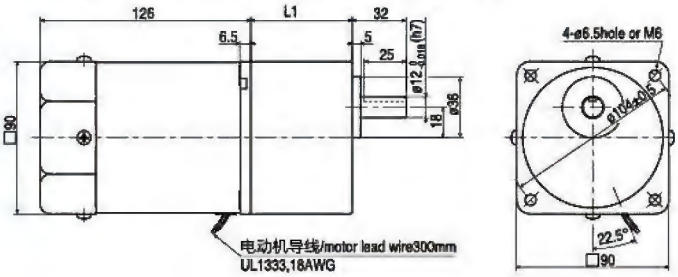

电动机型号 Motor Model	减速器型号 Gearhead Model	减速比 Gear Ratio	L1
5IK60GN-AF 5IK60GN-EF 5IK60GN-CF 5IK60GN-HF	5GN□K	3~18	42
		25~200	60

- 减速器型号的□中为减速比的数值
- Enter the gear ratio in the box (□) within the model name

●带端子箱型Terminal Box Typ ②

重量 Weight: 电动机 Motor 2.9kg 减速器 Gearhead 1.35kg

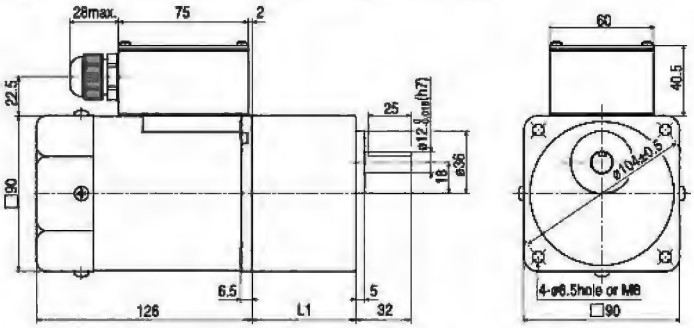

电动机型号 Motor Model	减速器型号 Gearhead Model	减速比 Gear Ratio	L1
5RK60GN-AFT 5RK60GN-EFT 5RK60GN-CFT 5RK60GN-HFT	5GN□K	3~18	42
		25~200	60

●减速器型号的□中为减速比的数值

●Enter the gear ratio in the box (□) within the model name

适用电缆直径为Use canle with a diameter of ø6~ø12mm

●键·键槽（减速器附件）Key·keyway (The key is included with the gearhead)

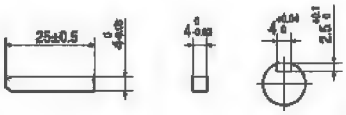

●圆轴型的转轴部分Shaft Section of Round Shaft Type

除重量及轴部外，电动机外形与齿轮轴相同

Excluding weight and the shaft section Motor shape are the same as those of the pinion shaft type

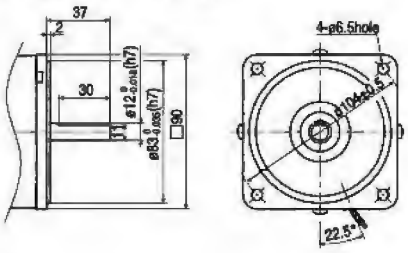

●中间减速器 Mid-gearbox

可安装在GN齿轮轴型上

Can be connected to GN pinion Shaft type 5GN10XK

重量 Weight: 0.6kg

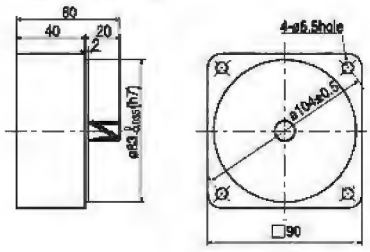

●电容器外形尺寸 Formal Dimension of Capacitor

型号 Model		电容器型号 Capacitor Model	L	W	H
齿轮轴型 Pinion Shaft	圆轴型 Round Shaft				
5RK60GN-AF□	5RK60A-AF□	ZD250CFAUL	59	30	42
5RK60GN-EF□	5RK60A-EF□	ZD150CFAUL	47	30	31
5RK60GN-CF□	5RK60A-CF□	ZD45BFAUL	47	19	31

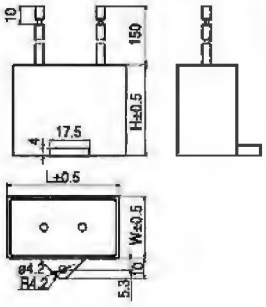

●常规电容器出线为引线，也可根据客户要求配置插片式187#

●电动机型号的□中为表示带端子箱型的记号 (T)

●Note: Conventional capacitor is a lead wire type.Inserted 187# is optional

●Enter the code that represents the terminal box type (T) in the box (□) within the model name

连接图CONNECTION DIAGRAMS

- 运转方向指从电动机轴看来的方向。CW表示顺时针方向，CCW表示逆时针方向。
- 表中所记型号为齿轮轴型，圆轴型亦同。
- The direction of motor rotation is as viewed from the shaft end of motor.
  CW represents the clockwise direction, while CCW represents the counterclockwise direction.
- Name indicated in the list is pinion shaft type, also valid for the equivalent round.

导线型Lead Wire Type		带端子箱型Terminal Box Type	
5RK60GN-AF、5RK60GN-EF 5RK60GN-CF、5RK60GN-HF		5RK60GN-AFT、5RK60GN-EFT 5RK60GN-CFT、5RK60GN-HFT	
顺时针方向CW	逆时针方向CCW	顺时针方向CW	逆时针方向CCW
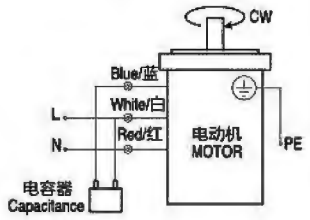	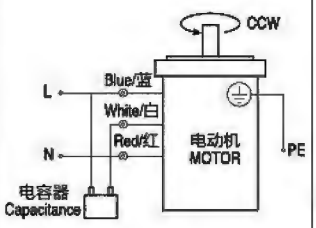	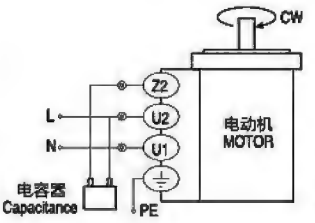	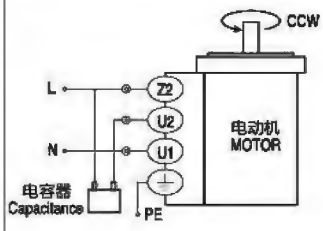

请注意 Note:

- 单相电动机运转方向的转换应在电动机停止后进行。
- 若在电动机运转时转换运转方向，可能发生无法转换运转方向或须费时较久的情况。
- Change the direction of single-phase motor rotation only after bring the motor to a stop.
- If an attempt is made to change the direction of rotation while the motor is rotating, motor may ignore reversing command or change its direction of rotation after some delay.

可逆电动机 REVERSIBLE MOTORS

60W

□90mm

规格 / 30分钟额定 SPECS / 30MINUTES RATING

型号Model 类型Type 上段: 齿轮轴 Above: gearbox 下段（ ）内: 圆轴below in( ): round shaft		输出功率 Output power W	电压 Voltage V	频率 Frequency Hz	电流 Current A	启动转矩 Starting Torque mN.m	额定转矩 Rated Torque mN.m	额定转速 Rated Speed r/min	电容器容量 Capacitor μF
导线型 Lead Wire Type 外形图Drawing ①	带端子箱型 Terminal Box Type 外形图Drawing ②								
5RK60GU-AF	5RK60GU-AFT	60	1ph100	50	1.26	470	470	1250	25.0
				60	1.70		380	1550	
5RK60GU-EF	5RK60GU-EFT	60	1ph110	60	1.05	330	380	1550	15.0
			1ph120		0.85	380			
5RK60GU-CF	5RK60GU-CFT	60	1ph220	50	0.55	420	470	1250	4.5
			1ph230		0.60	460			
5RK60GU-HF	5RK60GU-HFT	60	1ph220	60	0.55	420	380	1550	
			1ph230		0.60	460			

●可逆电动机的额定转矩、启动转矩数值均为未安装简易制动时的数值。●各种安全规格以电动机铭牌上的型号取得认定。●㊀:内藏热保护装置（自动复位型）。在电机因某种原因过热时会自行起动使电动机停止。●电动机温度下降后恢复运行，故在进行检查作业时请务必事先切断电源。

●Values shown for rated torque and starting torque are measured for operation without the friction brake installed. ●When the motor is approved under various safety standards, the model name on the nameplate is the approved model name. ●Contains a built-in thermal protector (automatic return).If a motor overheats for any reason, the thermal protector is opened and the motor stops. ●When the motor temperature drops, the thermal protector closes and the motor restarts. Be sure to turn the motor off before inspecting.

种类 TYPE

●电动机 MOTOR

机型 Type	型号 Model	
	齿轮轴型 Pinion Shaft	圆轴型 Round Shaft
导线型 Lead Wire Type	5RK60GU-AF	5RK60A-AF
	5RK60GU-EF	5RK60A-EF
	5RK60GU-CF	5RK60A-CF
	5RK60GU-HF	5RK60A-HF
带端子箱型 Terminal Box Type	5RK60GU-AFT	5RK60A-AFT
	5RK60GU-EFT	5RK60A-EFT
	5RK60GU-CFT	5RK60A-CFT
	5RK60GU-HFT	5RK60A-HFT

●平行轴减速器(另售) PARALLEL SHAFT GEARHEAD (SOLD SEPARATELY)

减速器种类 Gearhead Type	减速器型号 Gearhead Model	减速比 Gear Ratio
长寿命・低噪音 Long Life・Low Noise	5GU□KB	3、3.6、5、6、7.5、9、12.5、15、18、25、30、36、50、60、75、90、100、120、150、180、200
	5GU10XK (中间减速器Mid-gearbox)	

●减速器型号的□中为减速比的数值

●Enter the gear ratio in the box (□) within the model name

■装有减速器时的容许转矩
ALLOWABLE TORQUE WHEN BEING WITH GEARHEAD

- 减速器·中间减速器另售
- 电动器型号的□中为表示带端子箱型的记号 (T)
- 减速器型号的□中为减速比的数值。
- ▭ 色表示与电动机同一方向运转，其他则为相反方向。
- 转速是以电动机的同步转速 (50Hz: 1500r/min、60Hz: 1800r/min) 为基准除以减速比而算出来的数值。
  实际转速将随负载大小变化而比所示数值减少2%~20%左右。
- 希望以大于下表的减速比进行进一步减速时，可在电动机与减速器之间安装减速比为10的中间减速器。这时的容许转矩为20N·m。
- Gearhead and mid-gearbox can be sold separately.
- Enter the code that represents the terminal box type (T) in the box (□) within the model name.
- Enter the gear ratio in the box (□) within the model name.
- The colored background ▭ indicates the same rotating direction of the motor while the rotating direction of others are opposite.
- The speed is calculated by dividing the motor's synchronous speed (50Hz: 1500r/min、60Hz: 1800r/min) by the gear ratio. The actual speed is 2%~20% less than the displayed value, depending on the size of the load.
- To reduce the speed beyond the gear ratio in the table, attach a mid-gearbox (gear ratio: 10) between the gearhead and motor. In that case, the permissible torque is 20N·m.

容许力矩单位 Allowance Torque Unit：上段 Upside（N.m）/下段 Belowside（kgf.cm）

机型Type 电动机/减速器 Motor/Gearhead	减速比Gear Ratio		3	3.6	5	6	7.5	9	12.5	15	18	25	30	36	50	60	75	90	100	120	150	180	200
	转速Speed r/min	50Hz	500	417	300	250	200	166	120	100	83	60	50	41	30	25	20	16	15	12.5	10	8.3	7.5
		60Hz	600	500	360	300	240	200	144	120	100	72	60	50	36	30	24	20	18	15	12	10	9
5IK60GU-AF□ 5IK60GU-EF□ 5IK60GU-CF□ 5IK60GU-HF□	5GU□KB	50Hz	1.1	1.4	1.9	2.3	2.9	3.4	4.3	5.1	6.2	7.8	9.3	11.2	15.5	18.6	20	20	20	20	20	20	20
			11.2	14.2	19.3	23.4	29.6	34.7	43.8	52	63.3	79.6	94.9	114	158	190	200	200	200	200	200	200	200
		60Hz	0.92	1.1	1.5	1.8	2.3	2.8	3.5	4.2	5.0	6.3	7.5	9.0	12.5	15.0	18.8	20	20	20	20	20	20
			9.38	11.2	15.3	18.3	23.4	28.5	35.7	42.9	51	64.3	76.5	92.1	128	154	192	200	200	200	200	200	200

■容许悬挂负载·容许轴向负载
PERMISSIBLE OVERHUNG LOAD AND THRUST LOAD

电动机（圆轴型）→217页　　Motor (Round Shaft) →P217
减速器→217页　　Gearhead→P217

■减速器的容许负载惯性惯量J
PERMISSIBLE LOAD INERTIA J FOR GEARHEAD

→218页→P218

■外形图（单位 mm）
DIMENSIONS(Unit mm)

减速器附有安装用螺丝
Mounting screws are included with gearhead.

●导线型 Lead wiring Type ①

重量 Weight: 电动机 Motor 2.75kg 减速器 Gearhead 1.5kg

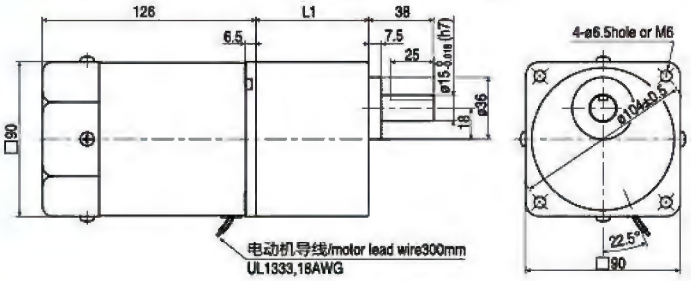

电动机型号 Motor Model	减速器型号 Gearhead Model	减速比 Gear Ratio	L1
5RK60GU-AF 5RK60GU-EF 5RK60GU-CF 5RK60GU-HF	5GU□KB	3~200	65.5

- 减速器型号的□中为减速比的数值
- Enter the gear ratio in the box (□) within the model name

●带端子箱型Terminal Box Typ ②

重量 Weight: 电动机 Motor 2.9kg 减速器 Gearhead 1.5kg

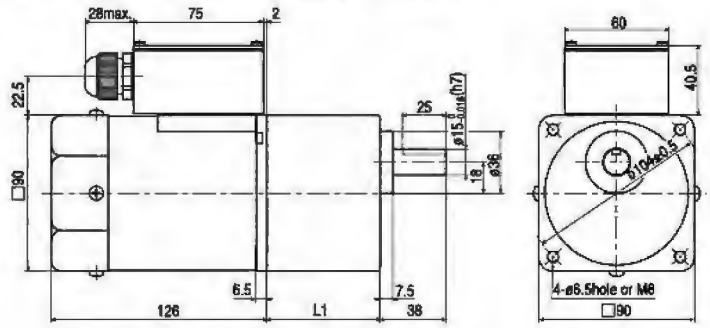

电动机型号 Motor Model	减速器型号 Gearhead Model	减速比 Gear Ratio	L1
5RK60GU-AFT 5RK60GU-EFT 5RK60GU-CFT 5RK60GU-HFT	5GU□KB	3~200	65.5

●减速器型号的□中为减速比的数值

●Enter the gear ratio in the box (□) within the model name

●凸缘安装型减速器Flange Mounting Reducer

可安装在GU齿轮轴型上

Can be Mounted on GU Type gear shaft 5GU□K

重量 Weight: 1.5kg

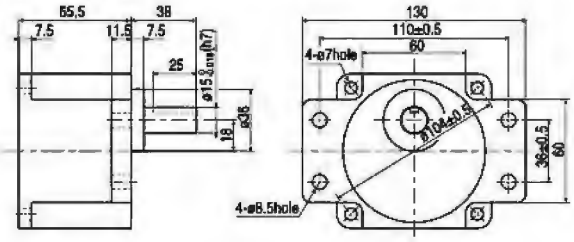

●键·键槽（减速器附件）

Key·keywa (The key is included with the gearhead)

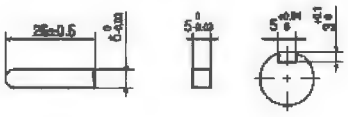

●圆轴型的转轴部分Shaft Section of Round Shaft Type

除重量及轴部外，电动机外形与齿轮轴相同

Excluding weight and the shaft section Motor shape are the same as those of the pinion shaft

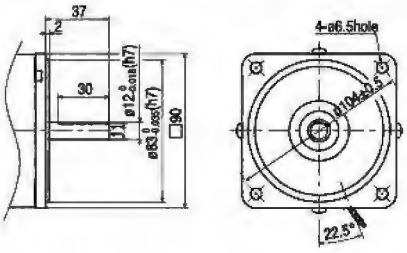

●中间减速器 Mid-gearbox

可安装在GU齿轮轴型上

Can be connected to GU pinion Shaft type5GU10XK

重量 Weight: 0.65kg

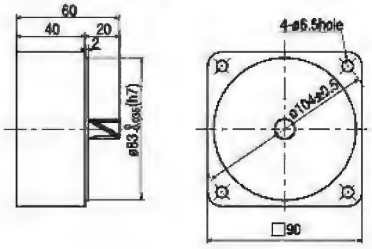

●电容器外形尺寸 Formal Dimension of Capacitor

型号 Model 齿轮轴型 Pinion Shaft	电容器型号 Capacitor Model	L	W	H
5RK60GU-AF□	ZD200CFAUL	47	23	35
5RK60GU-EF□	ZD150CFAUL	47	20	31
5RK60GU-CF□	ZD45BFAUL	47	19	31

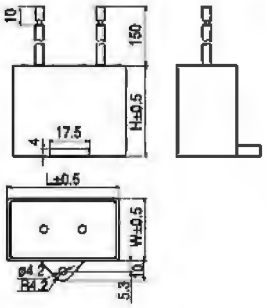

●常规电容器出线为引线，也可根据客户要求配置插片式187#

●电动机型号的□中为表示带端子箱型的记号 (T)

●Note: Conventional capacitor is a lead wire type.Inserted 187# is optional

●Enter the code that represents the terminal box type (T) in the box (□) within the model name

连接图CONNECTION DIAGRAMS

- 运转方向指从电动机轴看来的方向。CW表示顺时针方向，CCW表示逆时针方向。
- 表中所记型号为齿轮轴型，圆轴型亦同。
- The direction of motor rotation is as viewed from the shaft end of motor.
  CW represents the clockwise direction, while CCW represents the counterclockwise direction.
- Name indicated in the list is pinion shaft type, also valid for the equivalent round.

导线型Lead Wire Type		带端子箱型Terminal Box Type	
5RK60GU-AF、5RK60GU-EF 5RK60GU-CF、5RK60GU-HF		5RK60GU-AFT、5RK60GU-EFT 5RK60GU-CFT、5RK60GU-HFT	
顺时针方向CW	逆时针方向CCW	顺时针方向CW	逆时针方向CCW
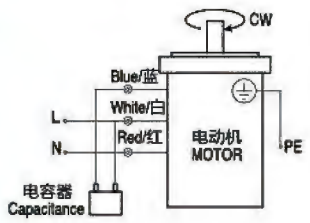	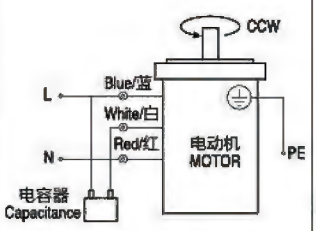	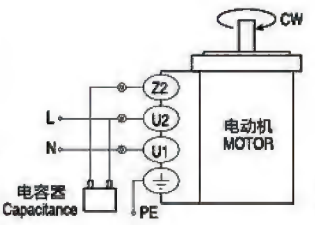	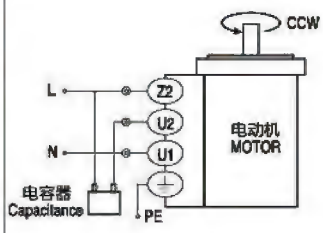

请注意 Note:

- 单相电动机运转方向的转换应在电动机停止后进行。
- 若在电动机运转时转换运转方向，可能发生无法转换运转方向或须费时较久的情况。
- Change the direction of single-phase motor rotation only after bring the motor to a stop.
- If an attempt is made to change the direction of rotation while the motor is rotating, motor may ignore reversing command or change its direction of rotation after some delay.

可逆电动机 REVERSIBLE MOTORS

90W

□90mm

规格 / 30分钟额定 SPECS / 30MINUTES RATING

型号Model 类型Type 上段: 齿轮轴 Above: gearbox 下段（ ）内: 圆轴below in( ): round shaft 导线型 Lead Wire Type 外形图Drawing ①	带端子箱型 Terminal Box Type 外形图Drawing ②	输出功率 Output power W	电压 Voltage V	频率 Frequency Hz	电流 Current A	启动转矩 Starting Torque mN.m	额定转矩 Rated Torque mN.m	额定转速 Rated Speed r/min	电容器容量 Capacitor μF
5RK90GU-AF (5RK90A-AF)	5RK90GU-AFT (5RK90A-AFT)	90	1ph100	50 60	1.78 2.35	470	700 570	1250 1550	30.0
5RK90GU-EF (5RK90A-EF)	5RK90GU-EFT (5RK90A-EFT)	90	1ph110 1ph120	60	1.72	700 570	570	1550	25.0
5RK90GU-CF (5RK90A-CF)	5RK90GU-CFT (5RK90A-CFT)	90	1ph220 1ph230	50	0.82 0.81	560	700	1250	6.0
5RK90GU-HF (5RK90A-HF)	5RK90GU-HFT (5RK90A-HFT)	90	1ph220 1ph230	60	0.81 0.80	560	570	1550	

●可逆电动机的额定转矩、启动转矩数值均为未安装简易制动时的数值。●各种安全规格以电动机铭牌上的型号取得认定。●㊀:内藏热保护装置（自动复位型）。在电机因某种原因过热时会自行起动使电动机停止。●电动机温度下降后恢复运行，故在进行检查作业时请务必事先切断电源。

●Values shown for rated torque and starting torque are measured for operation without the friction brake installed. ●When the motor is approved under various safety standards, the model name on the nameplate is the approved model name. ●Contains a built-in thermal protector (automatic return).If a motor overheats for any reason, the thermal protector is opened and the motor stops. ●When the motor temperature drops, the thermal protector closes and the motor restarts. Be sure to turn the motor off before inspecting.

种类 TYPE

●电动机 MOTOR

机型 Type	型号 Model	
	齿轮轴型 Pinion Shaft	圆轴型 Round Shaft
导线型 Lead Wire Type	5RK90GU-AF	5RK90A-AF
	5RK90GU-EF	5RK90A-EF
	5RK90GU-CF	5RK90A-CF
	5RK90GU-HF	5RK90A-HF
带端子箱型 Terminal Box Type	5RK90GU-AFT	5RK90A-AFT
	5RK90GU-EFT	5RK90A-EFT
	5RK90GU-CFT	5RK90A-CFT
	5RK90GU-HFT	5RK90A-HFT

●平行轴减速器(另售) PARALLEL SHAFT GEARHEAD (SOLD SEPARATELY)

减速器种类 Gearhead Type	减速器型号 Gearhead Model	减速比 Gear Ratio
长寿命・低噪音 Long Life・Low Noise	5GU□KB	3、3.6、5、6、7.5、9、12.5、15、18、25、30、36、50、60、75、90、100、120、150、180、200
	5GU10XK (中间减速器Mid-gearbox)	

●减速器型号的□中为减速比的数值

●Enter the gear ratio in the box (□) within the model name

装有减速器时的容许转矩
ALLOWABLE TORQUE WHEN BEING WITH GEARHEAD

- 减速器·中间减速器另售
- 电动机型号的□中为表示带端子箱型的记号 (T)
- 减速器型号的□中为减速比的数值。
- ▭ 色表示与电动机同一方向运转，其他则为相反方向。
- 转速是以电动机的同步转速 (50Hz: 1500r/min、60Hz: 1800r/min) 为基准除以减速比而算出来的数值。
  实际转速将随负载大小变化而比所示数值减少2%~20%左右。
- 希望以大于下表的减速比进行进一步减速时，可在电动机与减速器之间安装减速比为10的中间减速器。这时的容许转矩为20N·m。
- Gearhead and mid-gearboxz can be sold separately.
- Enter the code that represents the terminal box type (T) in the box (□) within the model name.
- Enter the gear ratio in the box (□) within the model name.
- The colored background ▭ indicates the same rotating direction of the motor while the rotating direction of others are opposite.
- The speed is calculated by dividing the motor's synchronous speed (50Hz: 1500r/min、60Hz: 1800r/min) by the gear ratio. The actual speed is 2%~20% less than the displayed value, depending on the size of the load.
- To reduce the speed beyond the gear ratio in the table, attach a mid-gearbox (gear ratio: 10) between the gearhead and motor. In that case, the permissible torque is 20N·m.

容许力矩单位 Allowance Torque Unit：上段 Upside（N.m）/下段 Belowside（kgf.cm）

机型Type 电动机/减速器 Motor/Gearhead	减速比Gear Ratio		3	3.6	5	6	7.5	9	12.5	15	18	25	30	36	50	60	75	90	100	120	150	180	200
	转速Speed r/min	50Hz	500	417	300	250	200	166	120	100	83	60	50	41	30	25	20	16	15	12.5	10	8.3	7.5
		60Hz	600	500	360	300	240	200	144	120	100	72	60	50	36	30	24	20	18	15	12	10	9
5RK90GU-AF□ 5RK90GU-EF□ 5RK90GU-CF□ 5RK90GU-HF□ 5RK90GU-SF□	5GU□KB	50Hz	1.7	2.0	2.8	3.4	4.3	5.1	6.4	7.7	9.2	11.6	13.9	16.6	20	20	20	20	20	20	20	20	20
			17.3	20.4	28.6	34.7	43.9	52.0	65.3	78.6	93.3	118	142	169	200	200	200	200	200	200	200	200	200
		60Hz	1.4	1.7	2.3	2.8	3.5	4.2	5.2	6.2	7.5	9.4	11.3	13.5	18.8	20	20	20	20	20	20	20	20
			14.3	17.3	25.5	28.6	35.7	42.9	53.1	63.3	76.5	95.9	115	138	19.2	200	200	200	200	200	200	200	200

容许悬挂负载・容许轴向负载
PERMISSIBLE OVERHUNG LOAD AND THRUST LOAD

电动机（圆轴型）→217页　　Motor (Round Shaft) →P217
减速器→217页　　Gearhead→P217

减速器的容许负载惯性惯量J
PERMISSIBLE LOAD INERTIA J FOR GEARHEAD

→218页→P218

外形图 (单位 mm)
DIMENSIONS(Unit mm)

减速器附有安装用螺丝
Mounting screws are included with gearhead.

● 导线型 Lead wiring Type ①

重量 Weight: 电动机 Motor 3.25kg 减速器 Gearhead 1.5kg

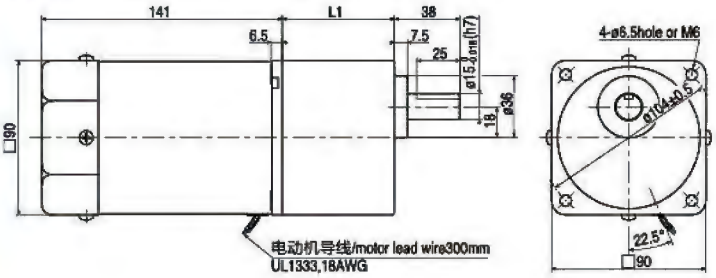

电动机型号 Motor Model	减速器型号 Gearhead Model	减速比 Gear Ratio	L1
5IK90GU-AF 5IK90GU-EF 5IK90GU-CF 5IK90GU-HF	5GU□KB	3~200	65.5

- 减速器型号的□中为减速比的数值
- Enter the gear ratio in the box (□) within the model name

●带端子箱型Terminal Box Typ ②

重量 Weight: 电动机 Motor 3.40kg 减速器 Gearhead 1.5kg

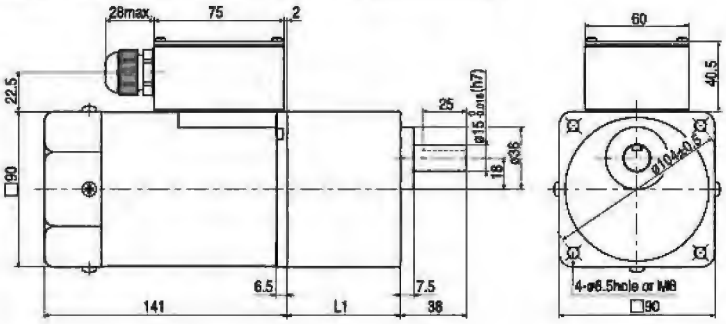

电动机型号 Motor Model	减速器型号 Gearhead Model	减速比 Gear Ratio	L1
5RK90GU-AFT 5RK90GU-EFT 5RK90GU-CFT 5RK90GU-HFT	5GU□KB	3~200	65.5

●减速器型号的□中为减速比的数值

●Enter the gear ratio in the box (□) within the model name

●凸缘安装型减速器Flange Mounting Reducer

可安装在GU齿轮轴型上

Can be Mounted on GU Type gear shaft 5GU□K

重量 Weight: 1.5kg

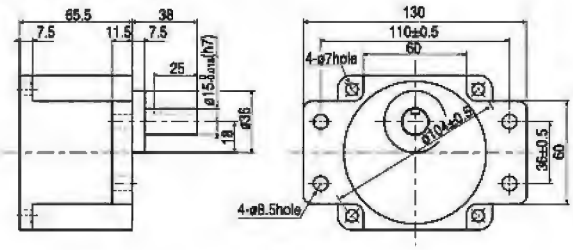

●键·键槽（减速器附件）

Key·keyway (The key is included with the gearhead)

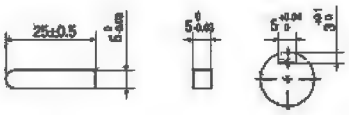

●圆轴型的转轴部分Shaft Section of Round Shaft Type

除重量及轴部外，电动机外形与齿轮轴相同

Excluding weight and the shaft section Motor shape are the same as those of the pinion shaft

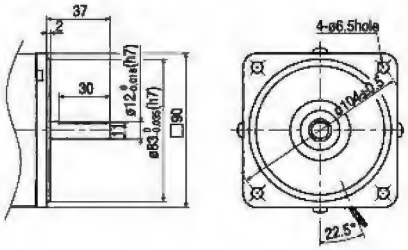

●中间减速器 Mid-gearbox

可安装在GU齿轮轴型上

Can be connected to GU pinion Shaft type 5GU10XK

重量 Weight: 0.65kg

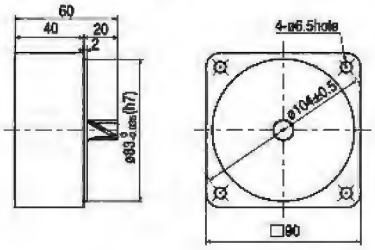

●电容器外形尺寸 Formal Dimension of Capacitor

型号 Model		电容器型号 Capacitor Model	L	W	H
齿轮轴型 Pinion Shaft	圆轴型 Round Shaft				
5RK90GU-AF□	5RK90A-AF□	ZD 300CFAUL	59	30	42
5RK90GU-EF□	5RK90A-EF□	ZD250CFAUL	59	30	42
5RK90GU-CF□	5RK90A-CF□	ZD60BFAUL	48	23	32

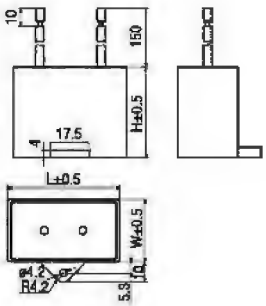

●常规电容器出线为引线，也可根据客户要求配置插片式187#

●电动机型号的□中为表示带端子箱型的记号 (T)

●Note: Conventional capacitor is a lead wire type.Inserted 187# is optional

●Enter the code that represents the terminal box type (T) in the box (□) within the model name

连接图CONNECTION DIAGRAMS

- 运转方向指从电动机轴看来的方向。CW表示顺时针方向，CCW表示逆时针方向。
- 表中所记型号为齿轮轴型，圆轴型亦同。
- The direction of motor rotation is as viewed from the shaft end of motor.
  CW represents the clockwise direction, while CCW represents the counterclockwise direction.
- Name indicated in the list is pinion shaft type, also valid for the equivalent round.

导线型Lead Wire Type		带端子箱型Terminal Box Type	
5RK90GU-AF、5RK90GU-EF 5RK90GU-CF、5RK90GU-HF		5RK90GU-AFT、5RK90GU-EFT 5RK90GU-CFT、5RK90GU-HFT	
顺时针方向CW	逆时针方向CCW	顺时针方向CW	逆时针方向CCW
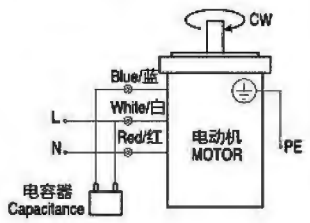	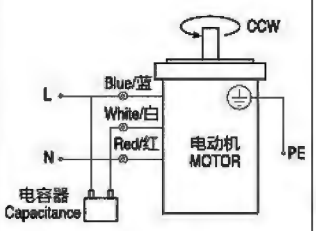	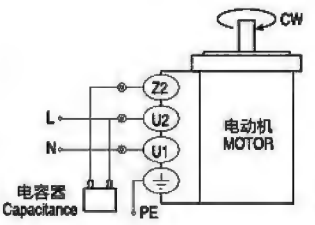	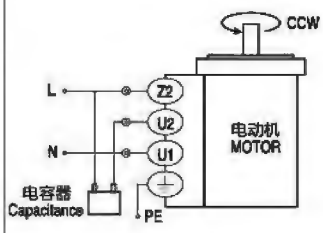

请注意 Note:

- 单相电动机运转方向的转换应在电动机停止后进行。
- 若在电动机运转时转换运转方向，可能发生无法转换运转方向或须费时较久的情况。
- Change the direction of single-phase motor rotation only after bring the motor to a stop.
- If an attempt is made to change the direction of rotation while the motor is rotating, motor may ignore reversing command or change its direction of rotation after some delay.

可逆电动机 REVERSIBLE MOTORS

120W

□90mm

规格 / 30分钟额定 SPECS / 30MINUTES RATING

型号Model 类型Type 上段: 齿轮轴 Above: gearbox 下段（ ）内: 圆轴below in(): round shaft		输出功率 Output power W	电压 Voltage V	频率 Frequency Hz	电流 Current A	启动转矩 Starting Torque mN.m	额定转矩 Rated Torque mN.m	额定转速 Rated Speed r/min	电容器容量 Capacitor μF
导线型 Lead Wire Type 外形图Drawing ①	带端子箱型 Terminal Box Type 外形图Drawing ②								
5RK120GU-AF (5RK120A-AF)	5RK120GU-AFT (5RK120A-AFT)	120	1ph100	50 60	2.25 2.85	700	930 750	1250 1550	35.0
5RK120GU-EF (5RK120A-EF)	5RK120GU-EFT (5RK120A-EFT)	120	1ph110 1ph120	60	1.90	650 720	750	1550	30.0
5RK120GU-CF (5RK120A-CF)	5RK120GU-CFT (5RK120A-CFT)	120	1ph220 1ph230	50	1.15	720	930	1250	8.0
5RK120GU-HF (5RK120A-HF)	5RK120GU-HFT (5RK120A-HFT)	120	1ph220 1ph230	60	1.20	720	750	1550	

●可逆电动机的额定转矩、启动转矩数值均为未安装简易制动时的数值。●各种安全规格以电动机铭牌上的型号取得认定。●㊤:内藏热保护装置（自动复位型）。在电机因某种原因过热时会自行起动使电动机停止。●电动机温度下降后恢复运行，故在进行检查作业时请务必事先切断电源。

●Values shown for rated torque and starting torque are measured for operation without the friction brake installed. ●When the motor is approved under various safety standards, the model name on the nameplate is the approved model name. ●Contains a built-in thermal protector (automatic return).If a motor overheats for any reason, the thermal protector is opened and the motor stops. ●When the motor temperature drops, the thermal protector closes and the motor restarts. Be sure to turn the motor off before inspecting.

种类 TYPE

●电动机 MOTOR

机型 Type	型号 Model	
	齿轮轴型 Pinion Shaft	圆轴型 Round Shaft
导线型 Lead Wire Type	5RK120GU-AF	5RK120A-AF
	5RK120GU-EF	5RK120A-EF
	5RK120GU-CF	5RK120A-CF
	5RK120GU-HF	5RK120A-HF
带端子箱型 Terminal Box Type	5RK120GU-AFT	5RK120A-AFT
	5RK120GU-EFT	5RK120A-EFT
	5RK120GU-CFT	5RK120A-CFT
	5RK120GU-HFT	5RK120A-HFT

●平行轴减速器(另售) PARALLEL SHAFT GEARHEAD (SOLD SEPARATELY)

减速器种类 Gearhead Type	减速器型号 Gearhead Model	减速比 Gear Ratio
长寿命・低噪音 Long Life・Low Noise	5GU□KB	3、3.6、5、6、7.5、9、12.5、15、18、25、30、36、50、60、75、90、100、120、150、180、200
	5GU10XK (中间减速器Mid-gearbox)	

●减速器型号的□中为减速比的数值

●Enter the gear ratio in the box (□) within the model name

■装有减速器时的容许转矩
ALLOWABLE TORQUE WHEN BEING WITH GEARHEAD

- 减速器·中间减速器另售
- 电动机型号的□中为表示带端子箱型的记号 (T)
- 减速器型号的□中为减速比的数值。
- ▭ 色表示与电动机同一方向运转，其他则为相反方向。
- 转速是以电动机的同步转速 (50Hz: 1500r/min、60Hz: 1800r/min) 为基准除以减速比而算出来的数值。实际转速将随负载大小变化而比所示数值减少2%~20%左右。
- 希望以大于下表的减速比进行进一步减速时，可在电动机与减速器之间安装减速比为10的中间减速器。这时的容许转矩为20N·m。
- Gearhead and mid-gearbox can be sold separately.
- Enter the code that represents the terminal box type (T) in the box (□) within the model name.
- Enter the gear ratio in the box (□) within the model name.
- The colored background ▭ indicates the same rotating direction of the motor while the rotating direction of others are opposite.
- The speed is calculated by dividing the motor's synchronous speed (50Hz: 1500r/min、60Hz: 1800r/min) by the gear ratio. The actual speed is 2%~20% less than the displayed value, depending on the size of the load.
- To reduce the speed beyond the gear ratio in the table, attach a mid-gearbox (gear ratio: 10) between the gearhead and motor. In that case, the permissible torque is 20N·m.

容许力矩单位 Allowance Torque Unit：上段 Upside（N.m）/下段 Belowside（kgf.cm）

机型Type 电动机/减速器 Motor/Gearhead	减速比Gear Ratio		3	3.6	5	6	7.5	9	12.5	15	18	25	30	36	50	60	75	90	100	120	150	180	200
	转速Speed r/min	50Hz	500	417	300	250	200	166	120	100	83	60	50	41	30	25	20	16	15	12.5	10	8.3	7.5
		60Hz	600	500	360	300	240	200	144	120	100	72	60	50	36	30	24	20	18	15	12	10	9
5IK120GU-AF□ 5IK120GU-EF□ 5IK120GU-CF□ 5IK120GU-HF□	5GU□KB	50Hz	2.3	2.7	3.8	4.5	5.6	6.8	8.5	10.2	12.2	15.3	18.4	20	20	20	20	20	20	20	20	20	20
			23.4	27.5	38.7	45.9	57.1	69.3	86.7	104	124	156	187	200	200	200	200	200	200	200	200	200	200
		60Hz	1.8	2.2	3.0	3.6	4.6	5.5	6.8	8.2	9.8	12.4	14.9	17.8	20	20	20	20	20	20	20	20	20
			18.3	22.4	30.6	36.7	46.9	56.1	69.5	83.6	100	126	152	181	200	200	200	200	200	200	200	200	200

■容许悬挂负载・容许轴向负载
PERMISSIBLE OVERHUNG LOAD AND THRUST LOAD

电动机（圆轴型）→217页　　Motor (Round Shaft) →P217
减速器→217页　　Gearhead→P217

■减速器的容许负载惯性惯量J
PERMISSIBLE LOAD INERTIA J FOR GEARHEAD

→218页→P218

■外形图（单位 mm）
DIMENSIONS(Unit mm)

减速器附有安装用螺丝
Mounting screws are included with gearhead.

●导线型 Lead wiring Type ①

重量 Weight: 电动机 Motor 3.45kg 减速器 Gearhead 1.5kg

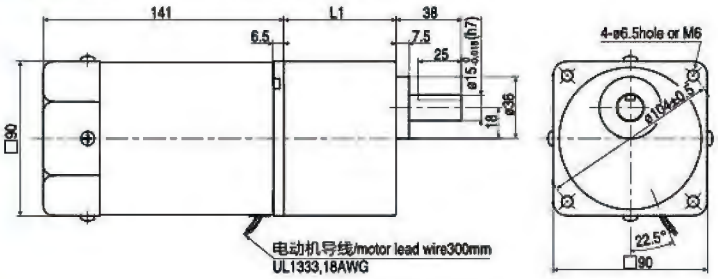

电动机型号 Motor Model	减速器型号 Gearhead Model	减速比 Gear Ratio	L1
5RK120GU-AF 5RK120GU-EF 5RK120GU-CF 5RK120GU-HF	5GU□KB	3~200	65.5

- 减速器型号的□中为减速比的数值
- Enter the gear ratio in the box (□) within the model name

●带端子箱型Terminal Box Typ ②

重量 Weight: 电动机 Motor 3.6kg 减速器 Gearhead 1.5kg

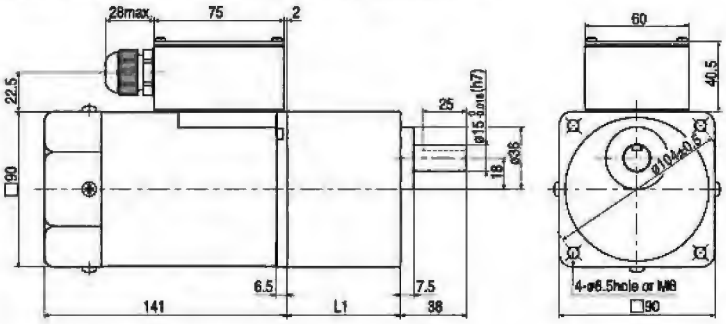

电动机型号 Motor Model	减速器型号 Gearhead Model	减速比 Gear Ratio	L1
5RK120GU-AFT 5RK120GU-EFT 5RK120GU-CFT 5RK120GU-HFT	5GU□KB	3~200	65.5

●减速器型号的□中为减速比的数值

●Enter the gear ratio in the box (□) within the model name

●凸缘安装型减速器Flange Mounting Reducer

可安装在GU齿轮轴型上

Can be Mounted on GU Type gear shaft 5GU□K

重量 Weight: 1.5kg

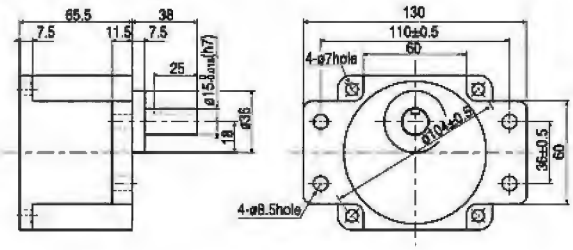

●键·键槽（减速器附件）

Key·keyway (The key is included with the gearhead)

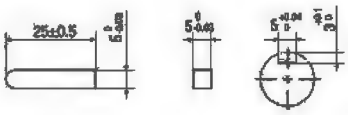

●圆轴型的转轴部分Shaft Section of Round Shaft Type

除重量及轴部外，电动机外形与齿轮轴相同

Excluding weight and the shaft section Motor shape are the same as those of the pinion shaft

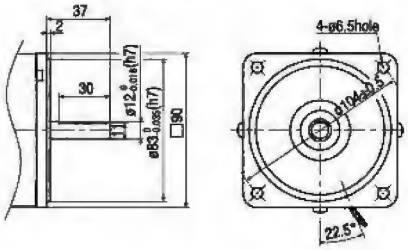

●中间减速器 Mid-gearbox

可安装在GU齿轮轴型上

Can be connected to GU pinion Shaft type 5GU10XK

重量 Weight: 0.65kg

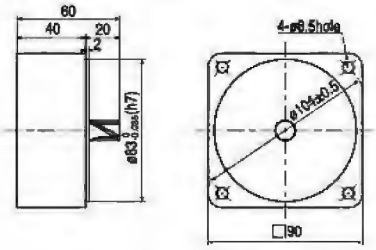

●电容器外形尺寸 Formal Dimension of Capacitor

型号 Model		电容器型号 Capacitor Model	L	W	H
齿轮轴型 Pinion Shaft	圆轴型 Round Shaft				
5RK120GU-AF□	5RK120A-AF□	ZD350CFAUL	57	30	42
5RK120GU-EF□	5RK120A-EF□	ZD300CFAUL	57	30	42
5RK120GU-CF□	5RK120A-CF□	ZD80BFAUL	48	27	38

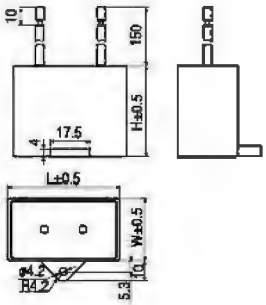

●常规电容器出线为引线，也可根据客户要求配置插片式187#

●电动机型号的□中为表示带端子箱型的记号 (T)

●Note: Conventional capacitor is a lead wire type.Inserted 187# is optional

●Enter the code that represents the terminal box type (T) in the box (□) within the model name

连接图CONNECTION DIAGRAMS

- 运转方向指从电动机轴看来的方向。CW表示顺时针方向，CCW表示逆时针方向。
- 表中所记型号为齿轮轴型，圆轴型亦同。
- The direction of motor rotation is as viewed from the shaft end of motor.
  CW represents the clockwise direction, while CCW represents the counterclockwise direction.
- Name indicated in the list is pinion shaft type, also valid for the equivalent round.

导线型Lead Wire Type		带端子箱型Terminal Box Type	
5RK120GU-AF、5RK120GU-EF 5RK120GU-CF、5RK120GU-HF		5RK120GU-AFT、5RK120GU-EFT 5RK120GU-CFT、5RK120GU-HFT	
顺时针方向CW	逆时针方向CCW	顺时针方向CW	逆时针方向CCW
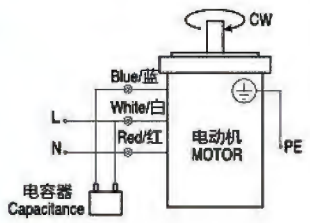	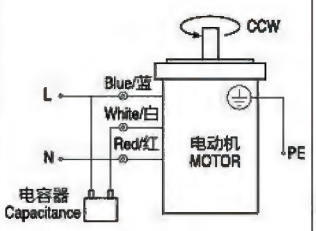	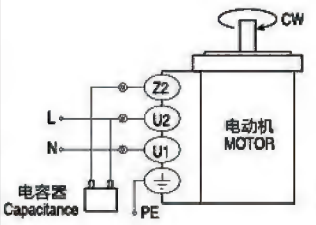	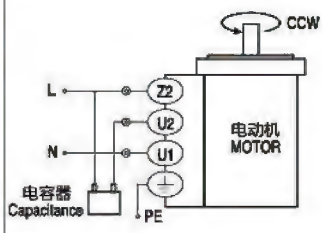

请注意 Note:

- 单相电动机运转方向的转换应在电动机停止后进行。
- 若在电动机运转时转换运转方向，可能发生无法转换运转方向或须费时较久的情况。
- Change the direction of single-phase motor rotation only after bring the motor to a stop.
- If an attempt is made to change the direction of rotation while the motor is rotating, motor may ignore reversing command or change its direction of rotation after some delay.

POWER OFF ACTIVATED TYPE ELECTROMAGNEIC BRAKE MOTORS
无励磁动作型电磁制动电动机
6W
□60mm

规格 / 电动机 SPECS / MOTOR

没有内藏简易制动This type of motor does not contain a built-in simple brake mechanism.

品名Model 机型Type 导线型 Lead Wire Type		额定 Rating	输出功率 Output power W	电压 Voltage V	频率 Frequency Hz	电流 Current A	启动转矩 Starting Torque mN.m	额定转矩 Rated Torque mN.m	额定转速 Rated Speed r/min	电容器容量 Capacitor μF
齿轮轴型 Pinion Shaft	圆轴型 Round Shaft									
2RK6GN-AM	2RK6A-AM	30min	6	1ph100	50	0.265	60	48	1200	4.0
					60	0.232	55	40	1450	
2RK6GN-EM	2RK6A-EM	30min	6	1ph110	60	0.185	45	40	1450	2.5
				1ph120		0.200				
2RK6GN-CM	2RK6A-CM	30min	6	1ph220	50	0.145	55	48	1200	1.0
				1ph230		0.150				
2RK6GN-HM	2RK6A-HM	30min	6	1ph220	60	0.165	60	40	1450	
				1ph230		0.170				
2IK6GN-SM	2IK6A-SM	连续 Cont	6	3ph220	50	0.076	85	48	1200	-
					60	0.065	70	40	1450	

●各种安全规格以电动机铭牌上的型号取得认定。●㊤:内藏热保护装置（自动复位型）。在电机因某种原因过热时会自行起动使电动机停止。●电动机温度下降后恢复运行，故在进行检查作业时请务必事先切断电源。

●When the motor is approved under various safety standards, the model name on the nameplate is the approved model name. ●Contains a built-in thermal protector (automatic return).If a motor overheats for any reason, the thermal protctor is opened and the motor stops. ●When the motor temperature drops, the thermal protector closes and the motor restarts. Be sure to turn the motor off before inspecting.

种类 TYPE

●电动机 MOTOR

机型 Type	型号 Model	
	齿轮轴型 Pinion Shaft	圆轴型 Round Shaft
导线型 Lead Wire Type	2RK6GN-AM	2RK6A-AM
	2RK6GN-EM	2RK6A-EM
	2RK6GN-CM	2RK6A-CM
	2RK6GN-HM	2RK6A-HM
	2IK6GN-SM	2IK6A-SM

●平行轴减速器(另售) PARALLEL SHAFT GEARHEAD (SOLD SEPARATELY)

减速器种类 Gearhead Type	减速器型号 Gearhead Model	减速比 Gear Ratio
长寿命・低噪音 Long Life・Low Noise	2GN□K	3、3.6、5、6、7.5、9、12.5、15、18、25、30、36、50、60、75、90、100、120、150、180、200
	2GN10XK (中间减速器Mid-gearbox)	

●减速器型号的□中为减速比的数值

●Enter the gear ratio in the box (□) within the model name

■装有减速器时的容许转矩
ALLOWABLE TORQUE WHEN BEING WITH GEARHEAD

- 减速器·中间减速器另售
- 减速机型号的□中为减速比的数值。
- ▭ 色表示与电动机同一方向运转，其他则为相反方向。
- 转速是以电动机的同步转速 (50Hz: 1500r/min、60Hz: 1800r/min) 为基准除以减速比而算出来的数值。实际转速将随负载大小变化而比所示数值减少2%~20%左右。
- 希望以大于下表的减速比进行进一步减速时，可在电动机与减速器之间安装减速比为10的中间减速器。这时的容许转矩为3N·m
- Gearhead and mid-gearboxs can be sold separately.
- Enter the gear ratio in the box (□) within the model name.
- The colored background ▭ indicates the same rotating direction of the motor while the rotating direction of others are opposite.
- The speed is calculated by dividing the motor's synchronous speed (50Hz: 1500r/min、60Hz: 1800r/min) by the gear ratio. The actual speed is 2%~20% less than the displayed value, depending on the size of the load.
- To reduce the speed beyond the gear ratio in the table, attach a mid-gearbox (gear ratio: 10) between the gearhead and motor. In that case, the permissible torque is 3 N·m.

容许力矩单位 Allowance Torque Unit：上段 Upside（N.m）/下段 Belowside（kgf.cm）

机型Type 电动机/减速器 Motor/Gearhead	减速比Gear Ratio		3	3.6	5	6	7.5	9	12.5	15	18	25	30	36	50	60	75	90	100	120	150	180	200
	转速Speed r/min	50Hz	500	417	300	250	200	166	120	100	83	60	50	41	30	25	20	16	15	12.5	10	8.3	7.5
		60Hz	600	500	360	300	240	200	144	120	100	72	60	50	36	30	24	20	18	15	12	10	9
2RK6GN-AM 2RK6GN-EM 2RK6GN-CM 2RK6GN-HM 2IK6GN-SM	2GN□K	50Hz	0.12	0.14	0.19	0.23	0.29	0.35	0.49	0.58	0.70	0.88	1.1	1.3	1.6	1.9	2.4	2.9	3	3	3	3	3
			1.22	1.43	1.94	2.35	2.96	3.57	5.0	5.92	7.14	8.98	11.2	13.3	16.3	19.4	24.5	29.6	30	30	30	30	30
		60Hz	0.10	0.12	0.16	0.19	0.24	0.29	0.41	0.49	0.58	0.73	0.88	1.1	1.3	1.6	2.0	2.4	2.6	2.6	3	3	3
			1.02	1.22	1.63	1.94	2.45	2.96	4.18	5.0	5.92	7.45	8.98	11.2	13.3	16.3	20.4	24.5	2.65	2.65	30	30	30

■容许悬挂负载·容许轴向负载
PERMISSIBLE OVERHUNG LOAD AND THRUST LOAD

电动机（圆轴型）→217页　　Motor (Round Shaft) →P217
减速器→217页　　Gearhead→P217

■减速器的容许负载惯性惯量J
PERMISSIBLE LOAD INERTIA J FOR GEARHEAD

→218页→P218

■起动、制动特性(参考值)
STARING AND BRAKE CHARACTERISTICS(REFERENCE VALUES)

●单相电动机Single-phase Motor

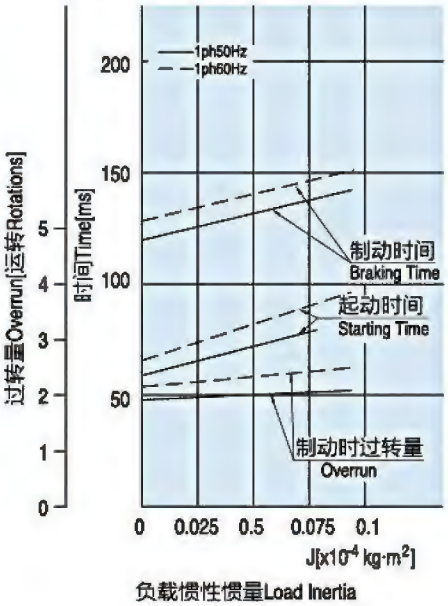

●三相电动机Three-phase Motor

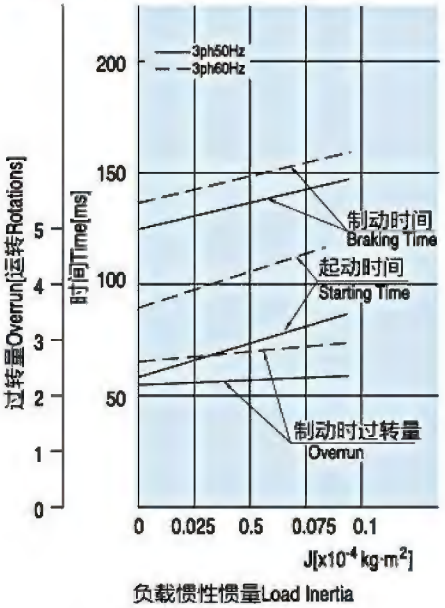

■外形图 (单位 mm)
DIMENSIONS(Unit mm)

减速器附有安装用螺丝

Mounting screws are included with gearhead.

●导线型 Lead wiring Type

重量 Weight: 电动机 Motor 1.1kg 减速器 Gearhead 0.4kg

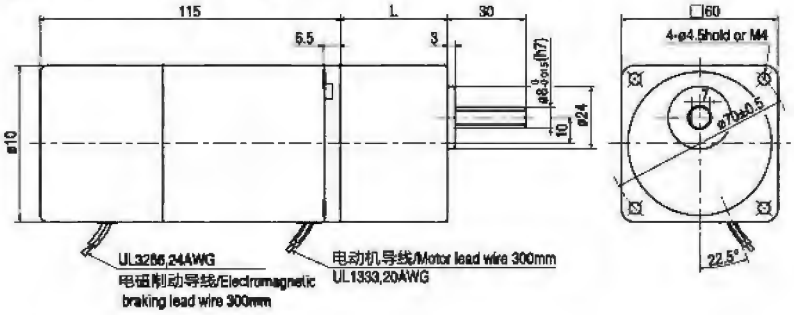

电动机型号 Motor Model	减速器型号 Gearhead Model	减速比 Gear Ratio	L1
2RK6GN-AM 2RK6GN-EM 2RK6GN-CM 2RK6GN-HM 2IK6GN-SM	2GN□K	3~18	32
		25~200	41

●减速器型号的□中为减速比的数值

●Enter the gear ratio in the box (□) within the model name

●圆轴型的转轴部分Shaft Section of Round Shaft Type

除重量及轴部外，电动机外形与齿轮轴相同

Excluding weight and the shaft section Motor shape are the same as those of the pinion shaft

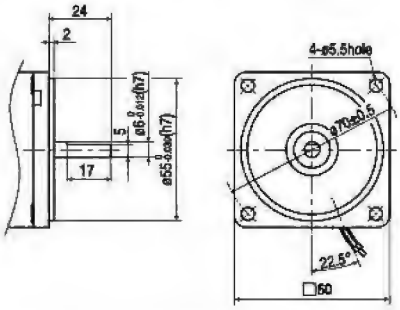

●中间减速器 Mid-gearbox

可安装在GN齿轮轴型上

Can be connected to GN pinion Shaft type 2GN10XK

重量 Weight: 0.24kg

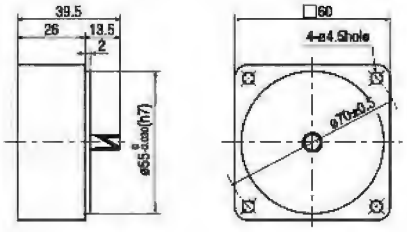

●电容器外形尺寸 Formal Dimension of Capacitor

型号 Model		电容器型号 Capacitor Model	L	W	H
齿轮轴型 Pinion Shaft	圆轴型 Round Shaft				
2RK6GN-AM	2RK6A-AM	ZD40CFAUL	36	12	22
2RK6GN-EM	2RK6A-EM	ZD25CFAUL	32	12	22
2RK6GN-CM	2RK6A-CM	ZD10BFAUL	36	12	22

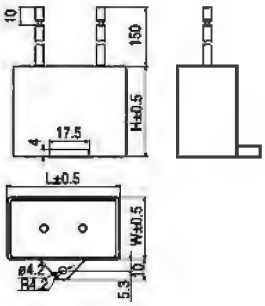

●常规电容器出线为引线，也可根据客户要求配置插片式187#

●电动机型号的□中为表示带端子箱型的记号 (T)

●Note: Conventional capacitor is a lead wire type.Inserted 187# is optional

●Enter the code that represents the terminal box type (T) in the box (□) within the model name

■连接图CONNECTION DIAGRAMS

●运转方向指从电动机轴看来的方向。CW表示顺时针方向，CCW表示逆时针方向。
●表中所记品名为齿轮轴型，圆轴型亦同。
●The direction of motor rotation is as viewed from the shaft end of motor.
CW represents the clockwise direction, while CCW represents the counterclockwise direction.
●Name indicated in the list is pinion shaft type, also valid for the equivalent round.

单相电动机 Single-phase Motor

2RK6GN-AM、2RK6GN-EM、2RK6GN-CM、2RK6GN-HM

●SW1为电动机的运行/停止及电磁制动操作开关。（连动）●SW1设定ON时，电磁制动解除，电动机开始运作。
●SW1设定期OFF时，电动机停止，电磁制动开始工作。
●在电动机停止状态下解除电磁制动时，应将SW1设定为非连动，而仅将□色导线侧的接触点设定ON.
●运转方向●将SW2转换至CW侧时，电动机作顺时针方向运转。●将SW2转换至CWW侧时，电动机作逆时针方向运转。
●SW1 operates both motor and electromagnetic brake action. (Switched Simultaneously)
●The motor will rotate when SW1 is switched simultaneously to ON
●When SW1 is switched simultaneously to OFF,the motor is stopped, set the electromagnetic brake and holds the load.
●If you wish to release the brake while the motor is stopped, set the SW1 to be off and connection point at the side of black lead to be on.
●Direction of Rotation. ●To rotate the motor in a clockwise (CW) dirction, turn SW2 to CW. ●To rotate the motor in a counterclockwise (CCW) direction,turn SW2 to CCW.

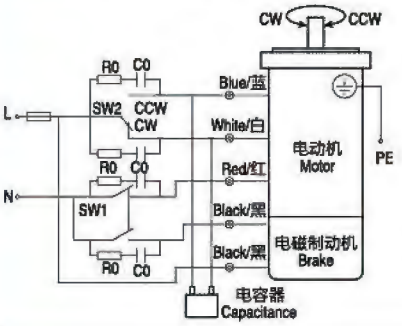

开关号码 Switch NO.	开关的接触点容量Contact capacity switch		参考 Note
	单相100V、110/120V输入 Single-Phase 100VAC, 110/120VAC Input	单相220V、230V、输入 Single-Phase 200VAC, 220/230VAC Input	
SW1	AC125V 8A以上（感应负载） AC125V 8A minimum(Inductive Load)	AC250V 8A以上（感应负载） AC125V 8A minimum(Inductive Load)	连动Switched Simultaneously
SW2			-

三相电动机 Theree-phase Motor

2IK6GN-SM

●SW1为电动机的运行/停止及电磁制动操作开关。（连动）●SW1设定ON时，电磁制动解除，电动机开始运作。
●SW1设定期OFF时，电动机停止，电磁制动开始工作。
●在电动机停止状态下解除电磁制动时，应将SW1设定为非连动，而仅将　色导线侧的接触点设定ON.
●运转方向●若对换R、S、T中任意二条，电动机会逆时针方向运转
●SW1 operates both motor and electromagnetic brake action.(Switched Simultaneously)
●The motor will rotate when SW1 is switched simultaneously to ON
●When SW1 is switched simultaneously to OFF,the moto is stopped, set the electromagnetic brake and holds the load.
●If you wish to release the brake while the motor is stopped, set the SW1 to off and connection point at the side of black lead to on.
●Direction of Rotation. ●To change the rotation direction, change any two connections among R,S and T.

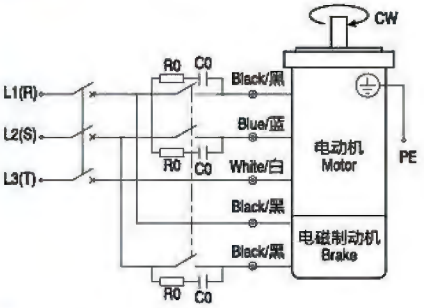

开关号码 Switch NO.	开关的接触点容量Contact capacity switch	参考 Note
SW1	AC250V 1.5A以上（感应负载） AC125V AC8A minimum(Inductive Load)	连动Switched Simultaneously

●请注意 Note:

●R0C0为吸收电涌电压用CR电路。[R0=5~200Ω C0=0.1~0.2μF、200WV(400WV)]
●请使用选购配件EPCR1201-2
●R0 and C0 indicate surge suppressor circuit.[R0=5~200Ω C0=0.1~0.2μF, 200WV(400WV)]
●EPCR1201-2 is available as an optional surge suppressor.

POWER OFF ACTIVATED TYPE ELECTROMAGNEIC BRAKE MOTORS
无励磁动作型电磁制动电动机
15W
□70mm

规格 / 电动机 SPECS / MOTOR

没有内藏简易制动This type of motor does not contain a built-in simple brake mechanism.

品名Model 机型Type 导线型 Lead Wire Type		额定 Rating	输出功率 Output power W	电压 Voltage V	频率 Frequency Hz	电流 Current A	启动转矩 Starting Torque mN.m	额定转矩 Rated Torque mN.m	额定转速 Rated Speed r/min	电容器容量 Capacitor μF
齿轮轴型 Pinion Shaft	圆轴型 Round Shaft									
3RK15GN-AM	3RK15A-AM	30min	15	1ph100	50	0.40	110	125	1200	7.0
					60	0.56	105	105	1450	
3RK15GN-EM	3RK15A-EM	30min	15	1ph110	60	0.43	85	105	1450	6.0
				1ph120		0.42				
3RK15GN-CM	3RK15A-CM	30min	15	1ph220	50	0.23	110	125	1200	1.5
				1ph230						
3RK15GN-HM	3RK15A-HM	30min	15	1ph220	60	0.20	85	105	1450	
				1ph230			90			
3IK15GN-SM	3IK15A-SM	连续 Cont	15	3ph220	50	0.14	220	125	1200	
					60	0.12	180	105	1450	

●各种安全规格以电动机铭牌上的型号取得认定。●㊤:内藏热保护装置（自动复位型）。在电机因某种原因过热时会自行起动使电动机停止。●电动机温度下降后恢复运行，故在进行检查作业时请务必事先切断电源。

●When the motor is approved under various safety standards, the model name on the nameplate is the approved model name. ●Contains a built-in thermal protector (automatic return).If a motor overheats for any reason, the thermal protctor is opened and the motor stops. ●When the motor temperature drops, the thermal protector closes and the motor restarts. Be sure to turn the motor off before inspecting.

种类 TYPE

●电动机 MOTOR

机型 Type	型号 Model	
	齿轮轴型 Pinion Shaft	圆轴型 Round Shaft
导线型 Lead Wire Type	3RK15GN-AM	3RK15A-AM
	3RK15GN-EM	3RK15A-EM
	3RK15GN-CM	3RK15A-CM
	3RK15GN-HM	3RK15A-HM
	3IK15GN-SM	3IK15A-SM

●平行轴减速器(另售) PARALLEL SHAFT GEARHEAD (SOLD SEPARATELY)

减速器种类 Gearhead Type	减速器型号 Gearhead Model	减速比 Gear Ratio
长寿命・低噪音 Long Life・Low Noise	3GN□K	3、3.6、5、6、7.5、9、12.5、15、18、25、30、36、50、60、75、90、100、120、150、180、200
	3GN10XK (中间减速器Mid-gearbox)	

●减速器型号的□中为减速比的数值

●Enter the gear ratio in the box (□) within the model name

■装有减速器时的容许转矩
ALLOWABLE TORQUE WHEN BEING WITH GEARHEAD

- 减速器·中间减速器另售
- 减速器型号的□中为减速比的数值。
- ▭ 色表示与电动机同一方向运转，其他则为相反方向。
- 转速是以电动机的同步转速 (50Hz: 1500r/min、60Hz: 1800r/min) 为基准除以减速比而算出来的数值。实际转速将随负载大小变化而比所示数值减少2%~20%左右。
- 希望以大于下表的减速比进行进一步减速时，可在电动机与减速器之间安装减速比为10的中间减速器。这时的容许转矩为5N·m
- Gearhead and mid-gearbox can be sold separately.
- Enter the gear ratio in the box (□) within the model name.
- The colored background ▭ indicates the same rotating direction of the motor while the rotating direction of others are opposite.
- The speed is calculated by dividing the motor's synchronous speed (50Hz: 1500r/min、60Hz: 1800r/min) by the gear ratio. The actual speed is 2%~20% less than the displayed value, depending on the size of the load.
- To reduce the speed beyond the gear ratio in the table, attach a mid-gearbox (gear ratio: 10) between the gearhead and motor. In that case, the permissible torque is 5N·m.

容许力矩单位 Allowance Torque Unit：上段 Upside（N.m）/下段 Belowside（kgf.cm）

机型Type 电动机/减速器 Motor/Gearhead	减速比Gear Ratio		3	3.6	5	6	7.5	9	12.5	15	18	25	30	36	50	60	75	90	100	120	150	180	200
	转速Speed r/min	50Hz	500	417	300	250	200	166	120	100	83	60	50	41	30	25	20	16	15	12.5	10	8.3	7.5
		60Hz	600	500	360	300	240	200	144	120	100	72	60	50	36	30	24	20	18	15	12	10	9
3RK15GN-AM 3RK15GN-EM 3RK15GN-CM 3RK15GN-HM 3IK15GN-SM	3GN□K	50Hz	0.30	0.36	0.51	0.61	0.67	0.91	1.3	1.5	1.8	2.3	2.7	3.3	4.1	5	5	5	5	5	5	5	5
			3.06	3.67	5.20	6.22	7.75	9.28	13.2	15.3	18.3	23.4	27.5	33.7	41.8	50	50	50	50	50	50	50	50
		60Hz	0.26	0.31	0.43	0.51	0.64	0.77	1.1	1.3	1.5	1.9	2.3	2.8	3.5	5.2	5	5	5	5	5	5	5
			2.65	3.16	4.63	5.20	6.53	7.85	11.2	13.2	15.3	19.3	23.4	28.5	35.7	42.8	50	50	50	50	50	50	50

■容许悬挂负载・容许轴向负载
PERMISSIBLE OVERHUNG LOAD AND THRUST LOAD

电动机（圆轴型）→217页　　Motor (Round Shaft) →P217
减速器→217页　　Gearhead→P217

■减速器的容许负载惯性惯量J
PERMISSIBLE LOAD INERTIA J FOR GEARHEAD

→218页→P218

■起动、制动特性(参考值)
STARING AND BRAKE CHARACTERISTICS(REFERENCE VALUES)

●单相电动机Single-phase Motor

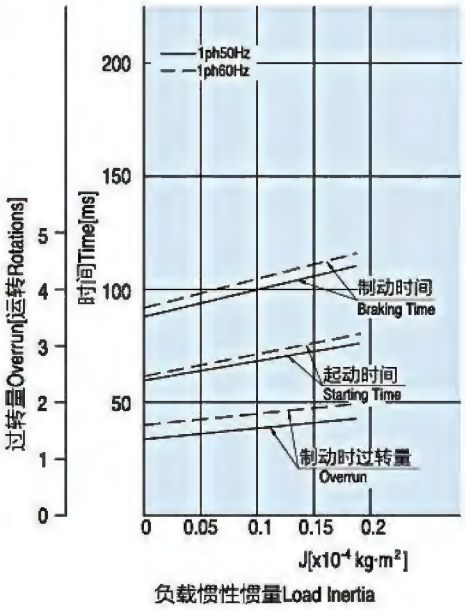

●三相电动机Three-phase Motor

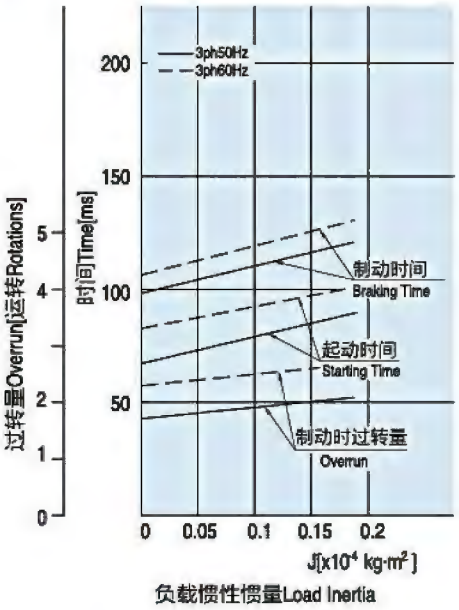

外形图 (单位 mm)
DIMENSIONS(Unit mm)

减速器附有安装用螺丝
Mounting screws are included with gearhead.

●导线型 Lead wiring Type

重量 Weight: 电动机 Motor 1.47kg 减速器 Gearhead 0.5kg

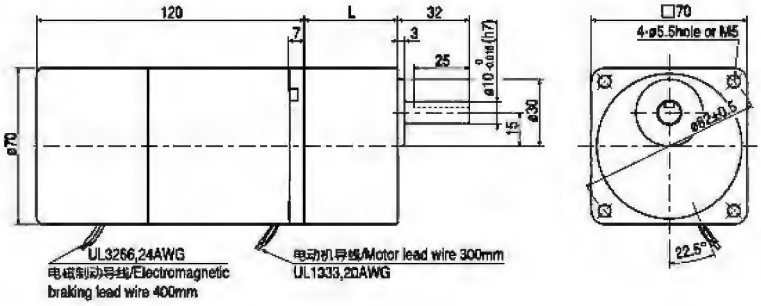

电动机型号 Motor Model	减速器型号 Gearhead Model	减速比 Gear Ratio	L1
3RK15GN-AM 3RK15GN-EM 3RK15GN-CM 3RK15GN-HM 3IK15GN-SM	3GN□K	3–18	32
		25–200	42

●减速器型号的□中为减速比的数值
●Enter the gear ratio in the box (□) within the model name

●键·键槽（减速器附件）Key·keyway (The key is included with the gearhead)

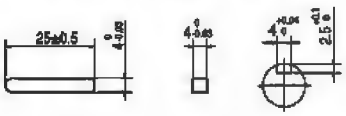

●圆轴型的转轴部分Shaft Section of Round Shaft Type

除重量及轴部外，电动机外形与齿轮轴相同
Excluding weight and the shaft section Motor shape are the same as those of the pinion shaft

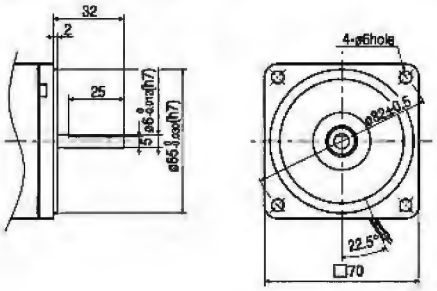

●中间减速器 Mid-gearbox

可安装在GN齿轮轴型上
Can be connected to GN pinion Shaft type 3GN10XK
重量 Weight: 0.31kg

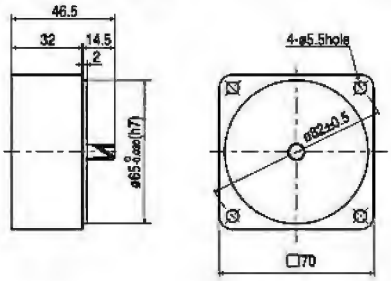

●电容器外形尺寸 Formal Dimension of Capacitor

型号 Model		电容器型号 Capacitor Model	L	W	H
齿轮轴型 Pinion Shaft	圆轴型 Round Shaft				
3RK15GN-AM	3RK15A-AM	ZD70CFAUL	37	15	27
3RK15GN-EM	3RK15A-EM	ZD60CFAUL	36	15	25
3RK15GN-CM	3RK15A-CM	ZD15BFAUL	36	13	24

●常规电容器出线为引线，也可根据客户要求配置插片式187#
●Note: Conventional capacitor is a lead wire type.Inserted 187# is optional

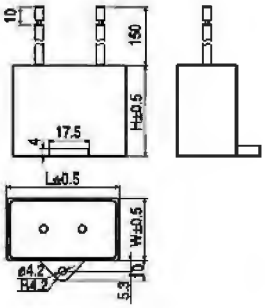

■连接图CONNECTION DIAGRAMS

●运转方向指从电动机轴看来的方向。CW表示顺时针方向，CCW表示逆时针方向。
●表中所记品名为齿轮轴型，圆轴型亦同。
●The direction of motor rotation is as viewed from the shaft end of motor.
CW represents the clockwise direction, while CCW represents the counterclockwise direction.
●Name indicated in the list is pinion shaft type, also valid for the equivalent round.

单相电动机 Single-phase Motor

3RK15GN-AM、3RK15GN-EM、3RK15GN-CM、3RK15GN-HM

●SW1为电动机的运行/停止及电磁制动操作开关。（连动）●SW1设定ON时，电磁制动解除，电动机开始运作。
●SW1设定期OFF时，电动机停止，电磁制动开始工作。
●在电动机停止状态下解除电磁制动时，应将SW1设定为非连动，而仅将□色导线侧的接触点设定ON.
●运转方向●将SW2转换至CW侧时，电动机作顺时针方向运转。●将SW2转换至CWW侧时，电动机作逆时针方向运转。
●SW1 operates both motor and electromagnetic brake action. (Switched Simultaneously)
●The motor will rotate when SW1 is switched simultaneously to ON
●When SW1 is switched simultaneously to OFF,the motor is stopped, set the electromagnetic brake and holds the load.
●If you wish to release the brake while the motor is stopped, set the SW1 to be off and connection point at the side of black lead to be on.
●Direction of Rotation. ●To rotate the motor in a clockwise (CW) dirction, turn SW2 to CW. ●To rotate the motor in a counterclockwise (CCW) direction,turn SW2 to CCW.

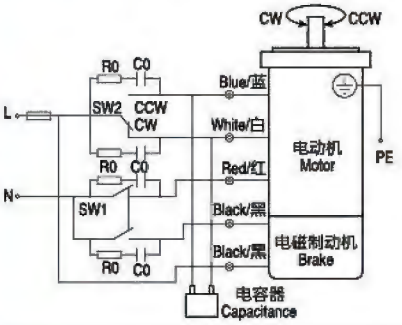

开关号码 Switch NO.	开关的接触点容量Contact capacity switch		参考 Note
	单相100V、110/120V输入 Single-Phase 100VAC, 110/120VAC Input	单相220V、230V、输入 Single-Phase 200VAC, 220/230VAC Input	
SW1	AC125V 8A以上（感应负载） AC125V 8A minimum(Inductive Load)	AC250V 8A以上（感应负载） 125VAC 8A minimum(Inductive Load)	连动Switched Simultaneously
SW2			–

三相电动机 Theree-phase Motor

3IK15GN-SM

●SW1为电动机的运行/停止及电磁制动操作开关。（连动）●SW1设定ON时，电磁制动解除，电动机开始运作。
●SW1设定期OFF时，电动机停止，电磁制动开始工作。
●在电动机停止状态下解除电磁制动时，应将SW1设定为非连动，而仅将　色导线侧的接触点设定ON.
●运转方向●若对换R、S、T中任意二条，电动机会逆时针方向运转
●SW1 operates both motor and electromagnetic brake action.(Switched Simultaneously)
●The motor will rotate when SW1 is switched simultaneously to ON
●When SW1 is switched simultaneously to OFF,the moto is stopped, set the electromagnetic brake and holds the load.
●If you wish to release the brake while the motor is stopped, set the SW1 to off and connection point at the side of black lead to on.
●Direction of Rotation. ●To change the rotation direction, change any two connections among R,S and T.

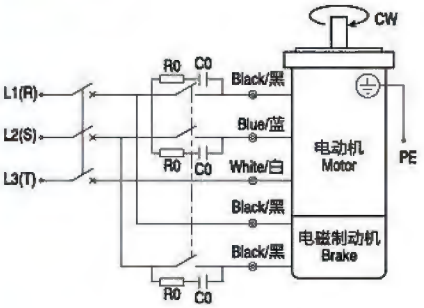

开关号码 Switch NO.	开关的接触点容量Contact capacity switch	参考 Note
SW1	AC250V 1.5A以上（感应负载） AC125 VAC 1.5A minimum(Inductive Load)	连动Switched Simultaneously

●请注意 Note:

●R0C0为吸收电涌电压用CR电路。[R0=5~200Ω C0=0.1~0.2μF、200WV(400WV)]
●请使用选购配件EPCR1201-2
●R0 and C0 indicate surge suppressor circuit.[R0=5~200Ω C0=0.1~0.2μF, 200WV(400WV)]
●EPCR1201-2 is available as an optional surge suppressor.

POWER OFF ACTIVATED TYPE ELECTROMAGNEIC BRAKE MOTORS
无励磁动作型电磁制动电动机
25W
□80mm

规格 / 电动机 SPECS / MOTOR

没有内藏简易制动This type of motor does not contain a built-in simple brake mechanism.

品名Model 机型Type 导线型 Lead Wire Type		额定 Rating	输出功率 Output power W	电压 Voltage V	频率 Frequency Hz	电流 Current A	启动转矩 Starting Torque mN.m	额定转矩 Rated Torque mN.m	额定转速 Rated Speed r/min	电容器容量 Capacitor μF
齿轮轴型 Pinion Shaft	圆轴型 Round Shaft									
4RK25GN-AM	4RK25A-AM	30min	25	1ph100	50	0.59	160	200	1200	10.0
					60	0.69	140	165	1550	
4RK25GN-EM	4RK25A-EM	30min	25	1ph110	60	0.45	140	165	1550	6.0
				1ph120		0.50				
4RK25GN-CM	4RK25A-CM	30min	25	1ph220	50	0.29	140	200	1250	2.2
				1ph230		0.30	160			
4RK25GN-HM	4RK25A-HM	30min	25	1ph220	60	0.35	140	165	1550	
				1ph230						
4IK25GN-SM	4IK25A-SM	连续 Cont	25	3ph220	50	0.185	350	200	1250	-
					60	0.170	250	165	1550	

●各种安全规格以电动机铭牌上的型号取得认定。●㊤:内藏热保护装置（自动复位型）。在电机因某种原因过热时会自行起动使电动机停止。●电动机温度下降后恢复运行，故在进行检查作业时请务必事先切断电源。

●When the motor is approved under various safety standards, the model name on the nameplate is the approved model name. ●Contains a built-in thermal protector (automatic return).If a motor overheats for any reason, the thermal protctor is opened and the motor stops. ●When the motor temperature drops, the thermal protector closes and the motor restarts. Be sure to turn the motor off before inspecting.

种类 TYPE

●电动机 MOTOR

机型 Type	型号 Model	
	齿轮轴型 Pinion Shaft	圆轴型 Round Shaft
导线型 Lead Wire Type	4RK25GN-AM	4RK25A-AM
	4RK25GN-EM	4RK25A-EM
	4RK25GN-CM	4RK25A-CM
	4RK25GN-HM	4RK25A-HM
	4IK25GN-SM	4IK25A-SM

●平行轴减速器(另售) PARALLEL SHAFT GEARHEAD (SOLD SEPARATELY)

减速器种类 Gearhead Type	减速器型号 Gearhead Model	减速比 Gear Ratio
长寿命・低噪音 Long Life・Low Noise	4GN□K	3、3.6、5、6、7.5、9、12.5、15、18、25、30、36、50、60、75、90、100、120、150、180、200
	4GN10XK (中间减速器Mid-gearbox)	

●减速器型号的□中为减速比的数值

●Enter the gear ratio in the box (□) within the model name

■装有减速器时的容许转矩
ALLOWABLE TORQUE WHEN BEING WITH GEARHEAD

- 减速器·中间减速器另售
- 减速器型号的□中为减速比的数值。
- □色表示与电动机同一方向运转，其他则为相反方向。
- 转速是以电动机的同步转速 (50Hz:1500r/min、60Hz:1800r/min) 为基准除以减速比而算出来的数值。
  实际转速将随负载大小变化而比所示数值减少2%~20%左右。
- 希望以大于下表的减速比进行进一步减速时，可在电动机与减速器之间安装减速比为10的中间减速器。这时的容许转矩为8N·m
- Gearhead and mid-gearbox can be sold separately.
- Enter the gear ratio in the box (□) within the model name.
- The colored background □ indicates the same rotating direction of the motor while the rotating direction of others are opposite.
- The speed is calculated by dividing the motor's synchronous speed (50Hz: 1500r/min、60Hz: 1800r/min) by the gear ratio. The actual speed is 2%~20% less than the displayed value, depending on the size of the load.
- To reduce the speed beyond the gear ratio in the table, attach a mid-gearbox (gear ratio: 10) between the gearhead and motor. In that case, the permissible torque is 8N·m.

容许力矩单位 Allowance Torque Unit：上段 Upside（N.m）/下段 Belowside（kgf.cm）

机型Type 电动机/减速器 Motor/Gearhead	减速比Gear Ratio		3	3.6	5	6	7.5	9	12.5	15	18	25	30	36	50	60	75	90	100	120	150	180	200
	转速Speed r/min	50Hz	500	417	300	250	200	166	120	100	83	60	50	41	30	25	20	16	15	12.5	10	8.3	7.5
		60Hz	600	500	360	300	240	200	144	120	100	72	60	50	36	30	24	20	18	15	12	10	9
4RK25GN-AM 4RK25GN-EM 4RK25GN-CM 4RK25GN-HM 4IK25GN-SM	4GN□K	50Hz	0.49	0.58	0.81	0.97	1.2	1.5	2.0	2.4	2.9	3.7	4.4	5.3	6.6	7.9	8	8	8	8	8	8	8
			5.00	5.91	8.26	9.89	12.2	15.3	20.4	24.4	29.6	37.7	44.9	54.1	67.3	80	80	80	80	80	80	80	80
		60Hz	0.40	0.48	0.67	0.80	1.0	1.2	1.7	2.0	2.4	3.0	3.6	4.3	5.4	6.5	8	8	8	8	8	8	8
			4.08	4.89	6.83	8.16	10.2	12.2	17.3	20.4	24.4	30.6	36.7	43.8	55.1	66.3	80	80	80	80	80	80	80

■容许悬挂负载·容许轴向负载
PERMISSIBLE OVERHUNG LOAD AND THRUST LOAD

电动机（圆轴型）→217页　　Motor (Round Shaft) →P217
减速器→217页　　Gearhead→P217

■减速器的容许负载惯性惯量J
PERMISSIBLE LOAD INERTIA J FOR GEARHEAD

→218页→P218

■起动、制动特性(参考值)
STARING AND BRAKE CHARACTERISTICS(REFERENCE VALUES)

●单相电动机Single-phase Motor

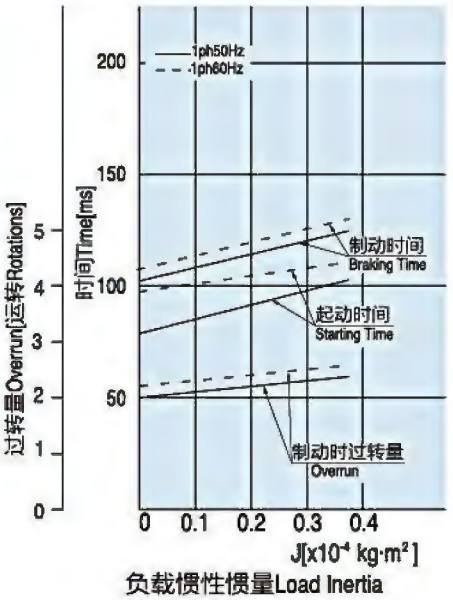

●三相电动机Three-phase Motor

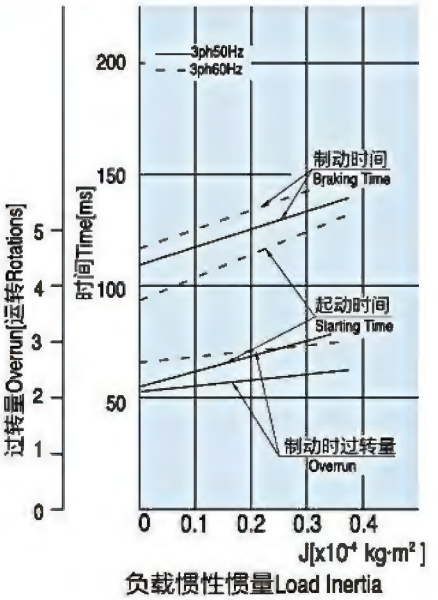

■外形图（单位 mm）
DIMENSIONS(Unit mm)

减速器附有安装用螺丝

Mounting screws are included with gearhead.

●导线型 Lead wiring Type

重量 Weight: 电动机 Motor 2.15kg 减速器 Gearhead 0.8kg

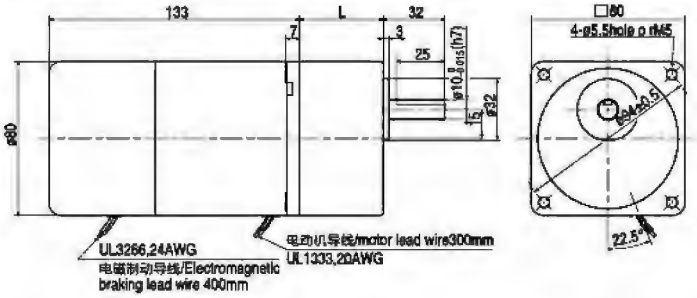

电动机型号 Motor Model	减速器型号 Gearhead Model	减速比 Gear Ratio	L1
4RK25GN-AM 4RK25GN-EM 4RK25GN-CM 4RK25GN-HM 4IK25GN-SM	4GN□K	3~18	32
		25~200	43.5

●减速器型号的□中为减速比的数值

●Enter the gear ratio in the box (□) within the model name

●键·键槽（减速器附件）Key·keyway (The key is included with the gearhead)

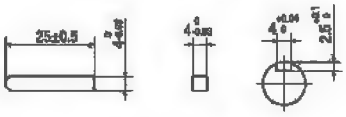

●圆轴型的转轴部分Shaft Section of Round Shaft Type

除重量及轴部外，电动机外形与齿轮轴相同

Excluding weight and the shaft section Motor shape are the same as those of the pinion shaft

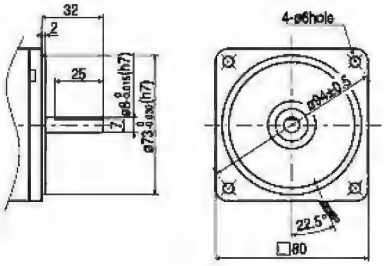

●中间减速器 Mid-gearbox

可安装在GN齿轮轴型上

Can be connected to GN pinion Shaft type 4GN10XK

重量 Weight: 0.41k

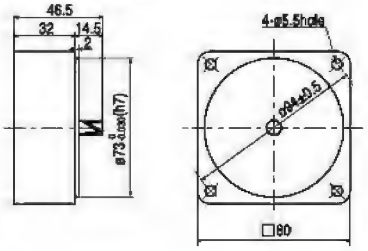

●电容器外形尺寸 Formal Dimension of Capacitor

型号 Model		电容器型号 Capacitor Model	L	W	H
齿轮轴型 Pinion Shaft	圆轴型 Round Shaft				
4RK25GN-AM	4RK25A-AM	ZD100CFAUL	38	19	29
4RK25GN-EM	4RK25A-EM	ZD80CFAUL	38	17	28
4RK25GN-CM	4RK25A-CM	ZD22BFAUL	38	15	27

●常规电容器出线为引线，也可根据客户要求配置插片式187#

●Note: Conventional capacitor is a lead wire type.Inserted 187# is optional

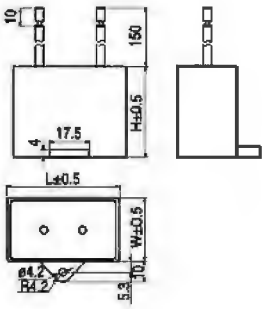

■连接图CONNECTION DIAGRAMS

●运转方向指从电动机轴看来的方向。CW表示顺时针方向，CCW表示逆时针方向。
●表中所记品名为齿轮轴型，圆轴型亦同。
●The direction of motor rotation is as viewed from the shaft end of motor.
CW represents the clockwise direction, while CCW represents the counterclockwise direction.
●Name indicated in the list is pinion shaft type, also valid for the equivalent round.

单相电动机 Single-phase Motor

4RK25GN-AM、4RK25GN-EM、4RK25GN-CM、4RK25GN-HM

●SW1为电动机的运行/停止及电磁制动操作开关。（连动）●SW1设定ON时，电磁制动解除，电动机开始运作。
●SW1设定期OFF时，电动机停止，电磁制动开始工作。
●在电动机停止状态下解除电磁制动时，应将SW1设定为非连动，而仅将□色导线侧的接触点设定ON.
●运转方向●将SW2转换至CW侧时，电动机作顺时针方向运转。●将SW2转换至CWW侧时，电动机作逆时针方向运转。
●SW1 operates both motor and electromagnetic brake action. (Switched Simultaneously)
●The motor will rotate when SW1 is switched simultaneously to ON
●When SW1 is switched simultaneously to OFF,the motor is stopped, set the electromagnetic brake and holds the load.
●If you wish to release the brake while the motor is stopped, set the SW1 to be off and connection point at the side of black lead to be on.
●Direction of Rotation. ●To rotate the motor in a clockwise (CW) dirction, turn SW2 to CW. ●To rotate the motor in a counterclockwise (CCW) direction,turn SW2 to CCW.

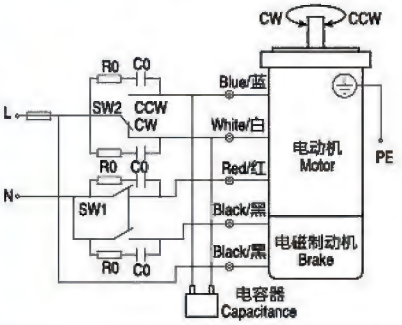

开关号码 Switch NO.	开关的接触点容量Contact capacity switch		参考 Note
	单相100V、110/120V输入 Single-Phase 100VAC, 110/120VAC Input	单相220V、230V输入 Single-Phase 200VAC, 220/230VAC Input	
SW1	AC125V 3A以上（感应负载） 125 VAC 3A minimum Switched Simultaneously (Inductive Load)	AC250V 1.5A以上（感应负载） 250 VAC 1.5A minimum Switched Simultaneously (Inductive Load)	连动Switched Simultaneously
SW2			-

三相电动机 Theree-phase Motor

4IK25GN-SM

●SW1为电动机的运行/停止及电磁制动操作开关。（连动）●SW1设定ON时，电磁制动解除，电动机开始运作。
●SW1设定期OFF时，电动机停止，电磁制动开始工作。
●在电动机停止状态下解除电磁制动时，应将SW1设定为非连动，而仅将 色导线侧的接触点设定ON.
●运转方向●若对换R、S、T中任意二条，电动机会逆时针方向运转
●SW1 operates both motor and electromagnetic brake action.(Switched Simultaneously)
●The motor will rotate when SW1 is switched simultaneously to ON
●When SW1 is switched simultaneously to OFF,the moto is stopped, set the electromagnetic brake and holds the load.
●If you wish to release the brake while the motor is stopped, set the SW1 to off and connection point at the side of black lead to on.
●Direction of Rotation. ●To change the rotation direction, change any two connections among R,S and T.

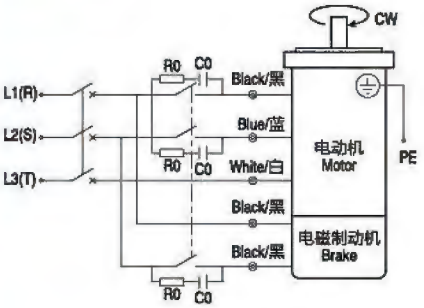

开关号码 Switch NO.	开关的接触点容量Contact capacity switch	参考 Note
SW1	AC250V 1.5A以上（感应负载） AC250 VAC 1.5A minimum Switched Simultaneously (Inductive Load)	连动Switched Simultaneously

●请注意 Note:

●R0C0为吸收电涌电压用CR电路。[R0=5~200Ω C0=0.1~0.2μF、200WV(400WV)]
●请使用选购配件EPCR1201-2
●R0 and C0 indicate surge suppressor circuit.[R0=5~200Ω C0=0.1~0.2μF, 200WV(400WV)]
●EPCR1201-2 is available as an optional surge suppressor.

POWER OFF ACTIVATED TYPE ELECTROMAGNEIC BRAKE MOTORS
无励磁动作型电磁制动电动机
40W
□90mm

■规格 / 电动机 SPECS / MOTOR

没有内藏简易制动This type of motor does not contain a built-in simple brake mechanism.

品名Model 机型Type 导线型 Lead Wire Type		额定 Rating	输出功率 Output power W	电压 Voltage V	频率 Frequency Hz	电流 Current A	启动转矩 Starting Torque mN.m	额定转矩 Rated Torque mN.m	额定转速 Rated Speed r/min	电容器容量 Capacitor μF
齿轮轴型 Pinion Shaft	圆轴型 Round Shaft									
5RK40GN-AM	5RK40A-AM	30min	40	1ph100	50	0.78	300	315	1200	15.0
					60	1.05		260	1550	
5RK40GN-EM	5RK40A-EM	30min	40	1ph110	60	0.79	260	260	1550	12.0
				1ph120		0.80				
5RK40GN-CM	5RK40A-CM	30min	40	1ph220	50	0.45	270	315	1250	3.0
				1ph230						
5RK40GN-HM	5RK40A-HM	30min	40	1ph220	60	0.45	270	260	1550	
				1ph230						
5IK40GN-SM	5IK40A-SM	连续 Cont	40	3ph220	0.30	800	315	1250	1250	-
					0.25	600	250	1600	1550	

●各种安全规格以电动机铭牌上的型号取得认定。●㊤:内藏热保护装置（自动复位型）。在电机因某种原因过热时会自行起动使电动机停止。●电动机温度下降后恢复运行，故在进行检查作业时请务必事先切断电源。

●When the motor is approved under various safety standards, the model name on the nameplate is the approved model name. ●Contains a built-in thermal protector (automatic return).If a motor overheats for any reason, the thermal protctor is opened and the motor stops. ●When the motor temperature drops, the thermal protector closes and the motor restarts. Be sure to turn the motor off before inspecting.

■种类

●电动机 MOTOR

机型 Type	型号 Model	
	齿轮轴型 Pinion Shaft	圆轴型 Round Shaft
导线型 Lead Wire Type	5RK40GN-AM	5RK40A-AM
	5RK40GN-EM	5RK40A-EM
	5RK40GN-CM	5RK40A-CM
	5RK40GN-HM	5RK40A-HM
	5IK40GN-SM	5IK40A-SM

●平行轴减速器(另售) PARALLEL SHAFT GEARHEAD (SOLD SEPARATELY)

减速器种类 Gearhead Type	减速器型号 Gearhead Model	减速比 Gear Ratio
长寿命・低噪音 Long Life・Low Noise	5GN□K	3、3.6、5、6、7.5、9、12.5、15、18、25、30、36、50、60、75、90、100、120、150、180、200
	5GN10XK (中间减速器Mid-gearbox)	

●减速器型号的□中为减速比的数值

●Enter the gear ratio in the box (□) within the model name

■装有减速器时的容许转矩
ALLOWABLE TORQUE WHEN BEING WITH GEARHEAD

- 减速器·中间减速器另售
- 减速器型号的□中为减速比的数值。
- □色表示与电动机同一方向运转，其他则为相反方向。
- 转速是以电动机的同步转速 (50Hz: 1500r/min、60Hz: 1800r/min) 为基准除以减速比而算出来的数值。实际转速将随负载大小变化而比所示数值减少2%~20%左右。
- 希望以大于下表的减速比进行进一步减速时，可在电动机与减速器之间安装减速比为10的中间减速器。这时的容许转矩为10N·m
- Gearhead and mid-gearbox can be sold separately.
- Enter the gear ratio in the box (□) within the model name.
- The colored background □ indicates the same rotating direction of the motor while the rotating direction of others are opposite.
- The speed is calculated by dividing the motor's synchronous speed (50Hz: 1500r/min、60Hz: 1800r/min) by the gear ratio. The actual speed is 2%~20% less than the displayed value, depending on the size of the load.
- To reduce the speed beyond the gear ratio in the table, attach a mid-gearbox (gear ratio: 10) between the gearhead and motor. In that case, the permissible torque is 10N·m.

容许力矩单位 Allowance Torque Unit：上段 Upside（N.m）/下段 Belowside（kgf.cm）

机型Type 电动机/减速器 Motor/Gearhead	减速比Gear Ratio		3	3.6	5	6	7.5	9	12.5	15	18	25	30	36	50	60	75	90	100	120	150	180	200
	转速Speed r/min	50Hz	500	417	300	250	200	166	120	100	83	60	50	41	30	25	20	16	15	12.5	10	8.3	7.5
		60Hz	600	500	360	300	240	200	144	120	100	72	60	50	36	30	24	20	18	15	12	10	9
5RK40GN-AM 5RK40GN-EM 5RK40GN-CM 5RK40GN-HM 5IK40GN-SM	5GN□K	50Hz	0.77	0.92	1.3	1.5	1.9	2.3	3.2	3.8	4.6	5.7	6.9	8.3	10	10	10	10	10	10	10	10	10
			7.85	9.38	13.2	15.3	19.4	23.4	32.6	38.7	46.9	58.1	70.4	84.7	100	100	100	100	100	100	100	100	100
		60Hz	0.63	0.76	1.1	1.3	1.6	1.9	2.6	3.2	3.8	4.7	5.7	6.8	8.6	10	10	10	10	10	10	10	10
			6.42	7.75	11.2	13.2	16.3	19.3	16.5	32.6	38.7	47.9	58.1	69.3	87.7	100	100	100	100	100	100	100	100

■容许悬挂负载·容许轴向负载
PERMISSIBLE OVERHUNG LOAD AND THRUST LOAD

电动机（圆轴型）→217页　　Motor (Round Shaft) →P217
减速器→217页　　Gearhead→P217

■减速器的容许负载惯性惯量J
PERMISSIBLE LOAD INERTIA J FOR GEARHEAD

→218页→P218

■起动、制动特性(参考值)
STARING AND BRAKE CHARACTERISTICS(REFERENCE VALUES)

●单相电动机Single-phase Motor

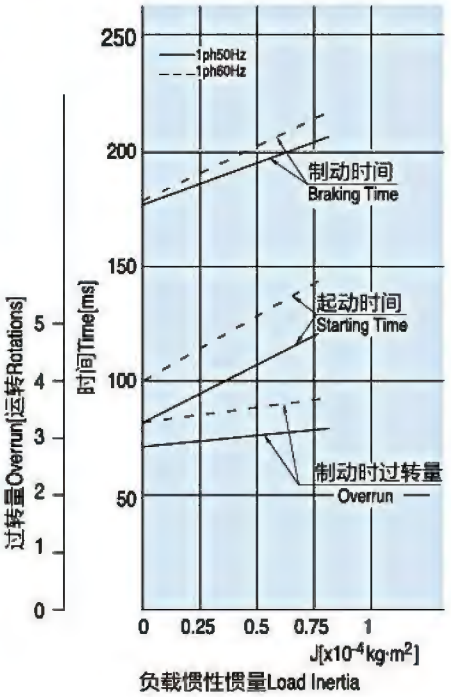

●三相电动机Three-phase Motor

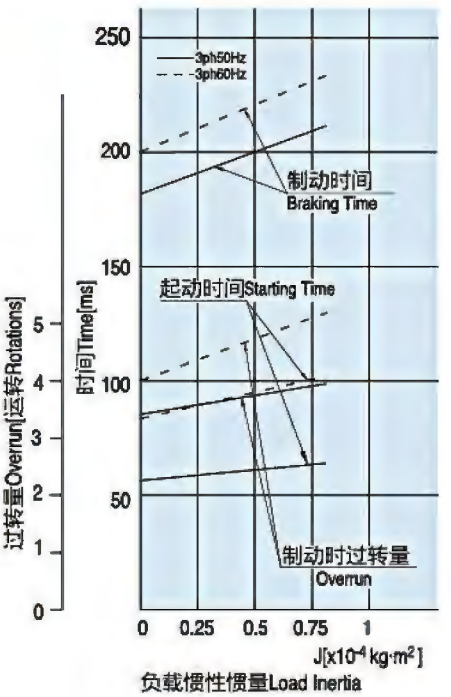

外形图（单位 mm）
DIMENSIONS(Unit mm)

减速器附有安装用螺丝
Mounting screws are included with gearhead.

●导线型 Lead wiring Type

重量 Weight: 电动机 Motor 3.1kg 减速器 Gearhead 1.35kg

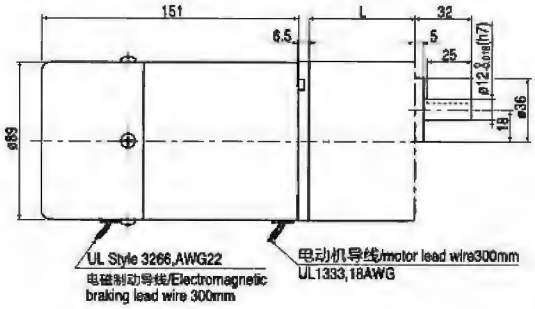

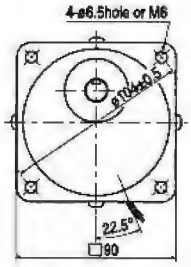

电动机型号 Motor Model	减速器型号 Gearhead Model	减速比 Gear Ratio	L1
5RK40GN-AM 5RK40GN-EM 5RK40GN-CM 5RK40GN-HM 5IK40GN-SM	5GN□K	3~18	42
		25~200	60

●减速器型号的□中为减速比的数值
●Enter the gear ratio in the box (□) within the model name

●键·键槽（减速器附件）Key·keyway (The key is included with the gearhead)

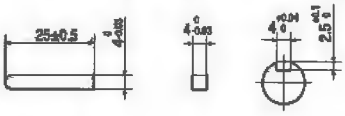

●圆轴型的转轴部分Shaft Section of Round Shaft Type

除重量及轴部外，电动机外形与齿轮轴相同
Excluding weight and the shaft section Motor shape are the same as those of the pinion shaft

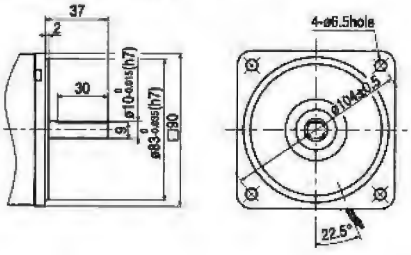

●中间减速器 Mid-gearbox

可安装在GN齿轮轴型上
Can be connected to GN pinion Shaft type 5GN10XK
重量 Weight: 0.6kg

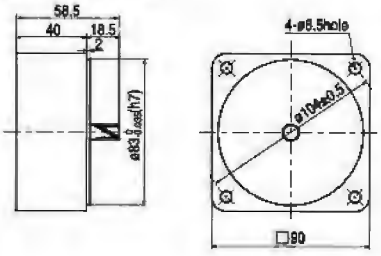

●电容器外形尺寸 Formal Dimension of Capacitor

型号 Model		电容器型号 Capacitor Model	L	W	H
齿轮轴型 Pinion Shaft	圆轴型 Round Shaft				
5RK40GN-AM	5RK40A-AM	ZD150CFAUL	47	20	31
5RK40GN-EM	5RK40A-EM	ZD120CFAUL	47	17	31
5RK40GN-CM	5RK40A-CM	ZD30BFAUL	38	19	29

●常规电容器出线为引线，也可根据客户要求配置插片式187#
●Note: Conventional capacitor is a lead wire type.Inserted 187# is optional

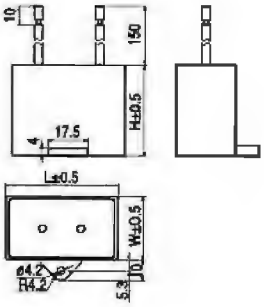

■连接图CONNECTION DIAGRAMS

●运转方向指从电动机轴看来的方向。CW表示顺时针方向，CCW表示逆时针方向。
●表中所记品名为齿轮轴型，圆轴型亦同。
●The direction of motor rotation is as viewed from the shaft end of motor.
CW represents the clockwise direction, while CCW represents the counterclockwise direction.
●Name indicated in the list is pinion shaft type, also valid for the equivalent round.

单相电动机 Single-phase Motor

5RK40GN-AM、5RK40GN-EM、5RK40GN-CM、5RK40GN-HM

●SW1为电动机的运行/停止及电磁制动操作开关。（连动）●SW1设定ON时，电磁制动解除，电动机开始运作。
●SW1设定期OFF时，电动机停止，电磁制动开始工作。
●在电动机停止状态下解除电磁制动时，应将SW1设定为非连动，而仅将□色导线侧的接触点设定ON.
●运转方向●将SW2转换至CW侧时，电动机作顺时针方向运转。●将SW2转换至CWW侧时，电动机作逆时针方向运转。
●SW1 operates both motor and electromagnetic brake action. (Switched Simultaneously)
●The motor will rotate when SW1 is switched simultaneously to ON
●When SW1 is switched simultaneously to OFF,the motor is stopped, set the electromagnetic brake and holds the load.
●If you wish to release the brake while the motor is stopped, set the SW1 to be off and connection point at the side of black lead to be on.
●Direction of Rotation. ●To rotate the motor in a clockwise (CW) dirction, turn SW2 to CW. ●To rotate the motor in a counterclockwise (CCW) direction,turn SW2 to CCW.

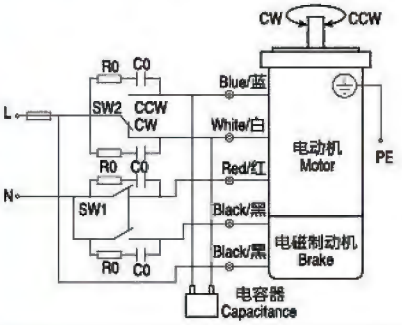

开关号码 Switch NO.	开关的接触点容量Contact capacity switch		参考 Note
	单相100V、110/120V输入 Single-Phase 100VAC, 110/120VAC Input	单相220V、230V输入 Single-Phase 200VAC, 220/230VAC Input	
SW1	AC125V 3A以上（感应负载） 125 VAC 3A minimum Switched Simultaneously (Inductive Load)	AC250V 1.5A以上（感应负载） 250 VAC 1.5A minimum Switched Simultaneously (Inductive Load)	连动Switched Simultaneously
SW2			-

三相电动机 Theree-phase Motor

5IK40GN-SM

●SW1为电动机的运行/停止及电磁制动操作开关。（连动）●SW1设定ON时，电磁制动解除，电动机开始运作。
●SW1设定期OFF时，电动机停止，电磁制动开始工作。
●在电动机停止状态下解除电磁制动时，应将SW1设定为非连动，而仅将 色导线侧的接触点设定ON.
●运转方向●若对换R、S、T中任意二条，电动机会逆时针方向运转
●SW1 operates both motor and electromagnetic brake action.(Switched Simultaneously)
●The motor will rotate when SW1 is switched simultaneously to ON
●When SW1 is switched simultaneously to OFF,the moto is stopped, set the electromagnetic brake and holds the load.
●If you wish to release the brake while the motor is stopped, set the SW1 to off and connection point at the side of black lead to on.
●Direction of Rotation. ●To change the rotation direction, change any two connections among R,S and T.

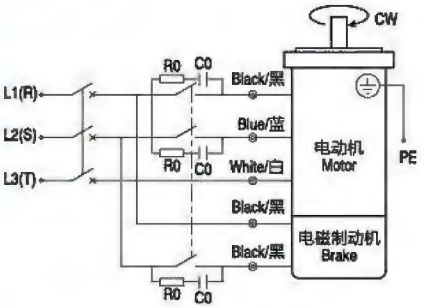

开关号码 Switch NO.	开关的接触点容量Contact capacity switch	参考 Note
SW1	AC250V 1.5A以上（感应负载） AC250 VAC 1.5A minimum Switched Simultaneously (Inductive Load)	连动Switched Simultaneously

●请注意 Note:

●R0C0为吸收电涌电压用CR电路。[R0=5~200Ω C0=0.1~0.2μF、200WV(400WV)]
●请使用选购配件EPCR1201-2
●R0 and C0 indicate surge suppressor circuit.[R0=5~200Ω C0=0.1~0.2μF, 200WV(400WV)]
●EPCR1201-2 is available as an optional surge suppressor.

POWER OFF ACTIVATED TYPE ELECTROMAGNEIC BRAKE MOTORS
无励磁动作型电磁制动电动机
60W
□90mm

规格 / 电动机 SPECS / MOTOR

没有内藏简易制动This type of motor does not contain a built-in simple brake mechanism.

品名Model 机型Type 导线型 Lead Wire Type		额定 Rating	输出功率 Output power W	电压 Voltage V	频率 Frequency Hz	电流 Current A	启动转矩 Starting Torque mN.m	额定转矩 Rated Torque mN.m	额定转速 Rated Speed r/min	电容器容量 Capacitor μF
齿轮轴型 Pinion Shaft	圆轴型 Round Shaft									
5RK60GN-AFM	5RK60A-AFM	3min	60	1ph100	50	1.26	470	470	1200	25.0
					60	1.70		380	1550	
5RK60GN-EFM	5RK60A-EFM	3min	60	1ph110	60	1.05	330	380	1550	15.0
				1ph120			380			
5RK60GN-CFM	5RK60A-CFM	3min	60	1ph220	50	0.55	420	470	1250	4.5
				1ph230		0.60	460			
5RK60GN-HFM	5RK60A-HFM	3min	60	1ph220	60	0.55	420	380	1550	
				1ph230		0.60	460			
5IK60GN-SFM	5IK60A-SFM	连续 Cont	60	3ph220	50	0.45	1000	470	1250	-
					60	0.40	800	380	1550	

●各种安全规格以电动机铭牌上的型号取得认定。●㊤:内藏热保护装置（自动复位型）。在电机因某种原因过热时会自行起动使电动机停止。●电动机温度下降后恢复运行，故在进行检查作业时请务必事先切断电源。

●When the motor is approved under various safety standards, the model name on the nameplate is the approved model name. ●Contains a built-in thermal protector (automatic return).If a motor overheats for any reason, the thermal protctor is opened and the motor stops. ●When the motor temperature drops, the thermal protector closes and the motor restarts. Be sure to turn the motor off before inspecting.

种类 TYPE

●电动机 MOTOR

机型 Type	型号 Model	
	齿轮轴型 Pinion Shaft	圆轴型 Round Shaft
导线型 Lead Wire Type	5RK60GN-AFM	5RK60A-AFM
	5RK60GN-EFM	5RK60A-EFM
	5RK60GN-CFM	5RK60A-CFM
	5RK60GN-HFM	5RK60A-HFM
	5IK60GN-SFM	5IK60A-SFM

●平行轴减速器(另售) PARALLEL SHAFT GEARHEAD (SOLD SEPARATELY)

减速器种类 Gearhead Type	减速器型号 Gearhead Model	减速比 Gear Ratio
长寿命・低噪音 Long Life・Low Noise	5GN□K	3、3.6、5、6、7.5、9、12.5、15、18、25、30、36、50、60、75、90、100、120、150、160、200
	5GN10XK(中间减速器Mid-gearbox)	

●减速器型号的□中为减速比的数值

●Enter the gear ratio in the box (□) within the model name

■装有减速器时的容许转矩
ALLOWABLE TORQUE WHEN BEING WITH GEARHEAD

- 减速器·中间减速器另售
- 减速器型号的□中为减速比的数值。
- □色表示与电动机同一方向运转，其他则为相反方向。
- 转速是以电动机的同步转速 (50Hz:1500r/min、60Hz:1800r/min) 为基准除以减速比而算出来的数值。实际转速将随负载大小变化而比所示数值减少2%~20%左右。
- 希望以大于下表的减速比进行进一步减速时，可在电动机与减速器之间安装减速比为10的中间减速器。这时的容许转矩为10N·m
- Gearhead and mid-gearbox can be sold separately.
- Enter the gear ratio in the box (□) within the model name.
- The colored background □ indicates the same rotating direction of the motor while the rotating direction of others are opposite.
- The speed is calculated by dividing the motor's synchronous speed (50Hz: 1500r/min、60Hz: 1800r/min) by the gear ratio. The actual speed is 2%~20% less than the displayed value, depending on the size of the load.
- To reduce the speed beyond the gear ratio in the table, attach a mid-gearbox (gear ratio: 10)between the gearhead and motor. In that case, the permissible torque is 10 N·m.

容许力矩单位 Allowance Torque Unit：上段 Upside（N.m）/下段 Belowside（kgf.cm）

机型Type 电动机/减速器 Motor/Gearhead	减速比Gear Ratio		3	3.6	5	6	7.5	9	12.5	15	18	25	30	36	50	60	75	90	100	120	150	180	200
	转速Speed r/min	50Hz	500	417	300	250	200	166	120	100	83	60	50	41	30	25	20	16	15	12.5	10	8.3	7.5
		60Hz	600	500	360	300	240	200	144	120	100	72	60	50	36	30	24	20	18	15	12	10	9
5RK60GN-AFM 5RK60GN-EFM 5RK60GN-CFM 5RK60GN-HFM 5IK60GN-SFM	5GN□K	50Hz	1.1	1.4	1.9	2.3	2.9	3.4	4.8	5.7	6.8	8.6	10	10	10	10	10	10	10	10	10	10	10
			11.2	14.2	19.3	23.4	29.6	34.7	48.9	58.1	69.3	87.7	100	100	100	100	100	100	100	100	100	100	100
		60Hz	0.92	1.1	1.5	1.8	2.3	2.8	3.8	4.6	5.5	6.9	8.3	10	10	10	10	10	10	10	10	10	10
			9.38	11.2	15.3	18.3	23.4	28.5	38.7	46.9	56.1	70.1	84.7	100	100	100	100	100	100	100	100	100	100

■容许悬挂负载·容许轴向负载
PERMISSIBLE OVERHUNG LOAD AND THRUST LOAD

电动机（圆轴型）→217页　　Motor (Round Shaft) →P217
减速器→217页　　Gearhead→P217

■减速器的容许负载惯性惯量J
PERMISSIBLE LOAD INERTIA J FOR GEARHEAD

→218页→P218

■起动、制动特性(参考值)
STARING AND BRAKE CHARACTERISTICS(REFERENCE VALUES)

●单相电动机Single-phase Motor

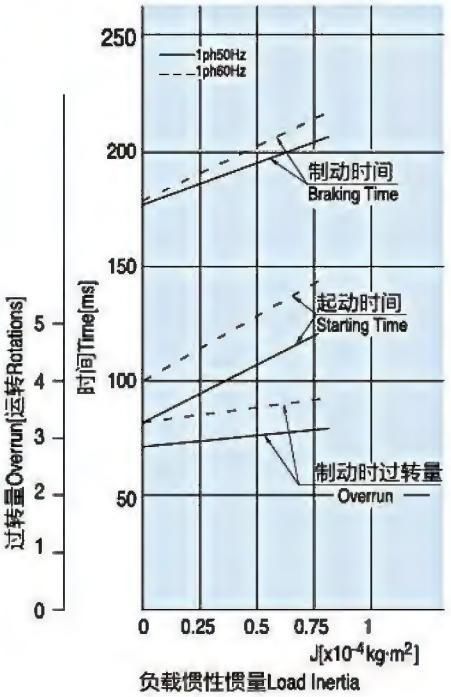

●三相电动机Three-phase Motor

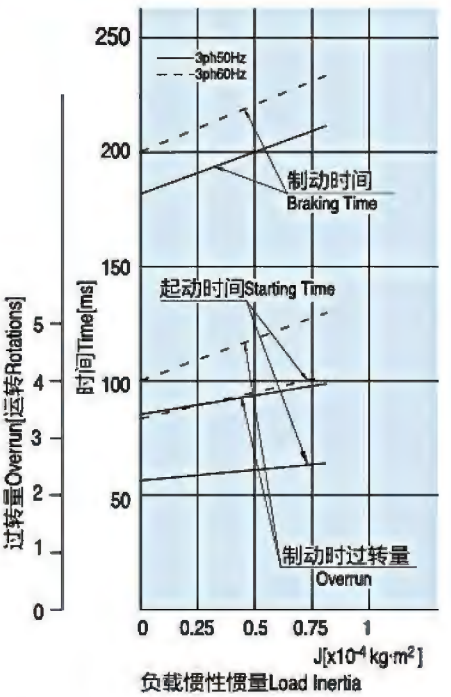

■外形图（单位 mm）
DIMENSIONS(Unit mm)

减速器附有安装用螺丝
Mounting screws are included with gearhead.

●导线型 Lead wiring Type

重量 Weight: 电动机 Motor 3.55kg 减速器 Gearhead 1.35kg

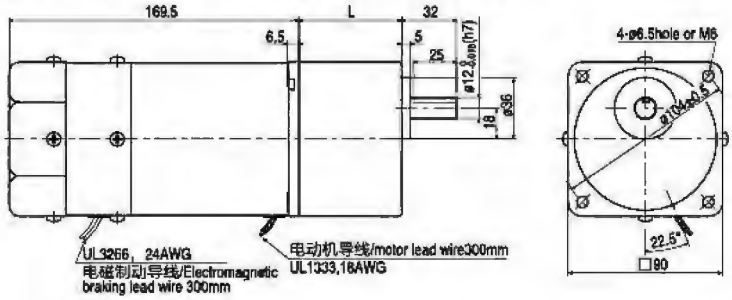

电动机型号 Motor Model	减速器型号 Gearhead Model	减速比 Gear Ratio	L1
5RK60GN-AFM 5RK60GN-EFM 5RK60GN-CFM 5RK60GN-HFM 5IK60GN-SFM	5GN□K	3~18	42
		25~200	60

●减速器型号的□中为减速比的数值
●Enter the gear ratio in the box (□) within the model name

●键·键槽（减速器附件）Key·keyway (The key is included with the gearhead)

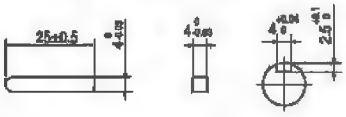

●圆轴型的转轴部分Shaft Section of Round Shaft Type

除重量及轴部外，电动机外形与齿轮轴相同
Excluding weight and the shaft section Motor shape are the same as those of the pinion shaft

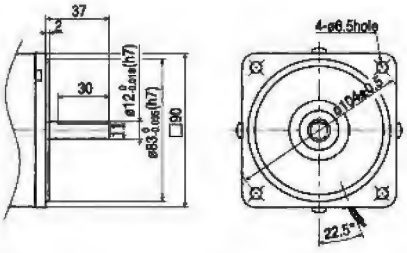

●中间减速器 Mid-gearbox

可安装在GN齿轮轴型上
Can be connected to GN pinion Shaft type 5GN10XK
重量 Weight: 0.6kg

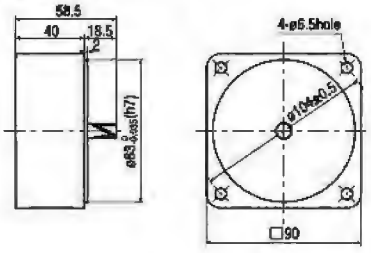

●电容器外形尺寸 Formal Dimension of Capacitor

型号 Model		电容器型号 Capacitor Model	L	W	H
齿轮轴型 Pinion Shaft	圆轴型 Round Shaft				
5RK60GN-AFM	5RK60A-AFM	ZD250CFAUL	47	23	35
5RK60GN-EFM	5RK60A-EFM	ZD150CFAUL	47	20	31
5RK60GN-CFM	5RK60A-CFM	ZD45BFAUL	47	19	31

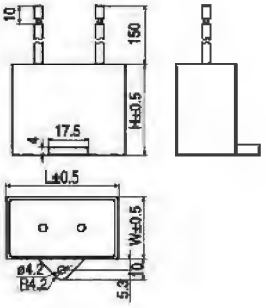

●常规电容器出线为引线，也可根据客户要求配置插片式187#
●Note: Conventional capacitor is a lead wire type.Inserted 187# is optional

■连接图CONNECTION DIAGRAMS

●运转方向指从电动机轴看来的方向。CW表示顺时针方向，CCW表示逆时针方向。
●表中所记品名为齿轮轴型，圆轴型亦同。
●The direction of motor rotation is as viewed from the shaft end of motor.
CW represents the clockwise direction, while CCW represents the counterclockwise direction.
●Name indicated in the list is pinion shaft type, also valid for the equivalent round.

单相电动机 Single-phase Motor

5RK60GN-AFM、5RK60GN-EFM、5RK60GN-CFM、5RK60GN-HFM

●SW1为电动机的运行/停止及电磁制动操作开关。（连动）●SW1设定ON时，电磁制动解除，电动机开始运作。
●SW1设定期OFF时，电动机停止，电磁制动开始工作。
●在电动机停止状态下解除电磁制动时，应将SW1设定为非连动，而仅将□色导线侧的接触点设定ON.
●运转方向●将SW2转换至CW侧时，电动机作顺时针方向运转。●将SW2转换至CWW侧时，电动机作逆时针方向运转。
●SW1 operates both motor and electromagnetic brake action. (Switched Simultaneously)
●The motor will rotate when SW1 is switched simultaneously to ON
●When SW1 is switched simultaneously to OFF,the motor is stopped, set the electromagnetic brake and holds the load.
●If you wish to release the brake while the motor is stopped, set the SW1 to be off and connection point at the side of black lead to be on.
●Direction of Rotation.●To rotate the motor in a clockwise (CW) dirction, turn SW2 to CW.●To rotate the motor in a counterclockwise (CCW) direction,turn SW2 to CCW.

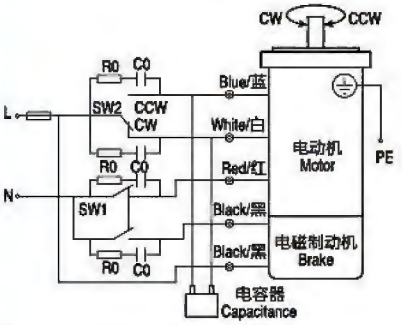

开关号码 Switch NO.	开关的接触点容量Contact capacity switch		参考 Note
	单相100V、110/120V输入 Single-Phase 100VAC, 110/120VAC Input	单相220V、230V输入 Single-Phase 200VAC, 220/230VAC Input	
SW1	AC125V 3A以上（感应负载） 125 VAC 3A minimum Switched Simultaneously (Inductive Load)	AC250V 1.5A以上（感应负载） 250 VAC 1.5A minimum Switched Simultaneously (Inductive Load)	连动Switched Simultaneously
SW2			-

三相电动机 Theree-phase Motor

5IK60GN-SFM

●SW1为电动机的运行/停止及电磁制动操作开关。（连动）●SW1设定ON时，电磁制动解除，电动机开始运作。
●SW1设定期OFF时，电动机停止，电磁制动开始工作。
●在电动机停止状态下解除电磁制动时，应将SW1设定为非连动，而仅将　色导线侧的接触点设定ON.
●运转方向●若对换R、S、T中任意二条，电动机会逆时针方向运转
●SW1 operates both motor and electromagnetic brake action.(Switched Simultaneously)
●The motor will rotate when SW1 is switched simultaneously to ON
●When SW1 is switched simultaneously to OFF,the moto is stopped, set the electromagnetic brake and holds the load.
●If you wish to release the brake while the motor is stopped, set the SW1 to off and connection point at the side of black lead to on.
●Direction of Rotation.●To change the rotation direction, change any two connections among R,S and T.

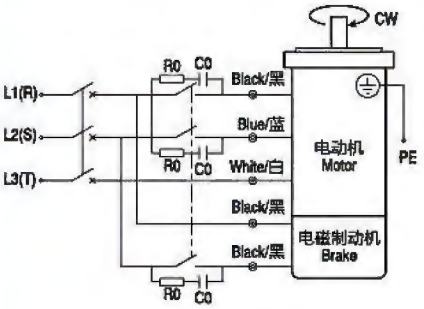

开关号码 Switch NO.	开关的接触点容量Contact capacity switch	参考 Note
SW1	AC250V 1.5A以上（感应负载） AC250 VAC 1.5A minimum Switched Simultaneously (Inductive Load)	连动Switched Simultaneously

●请注意 Note:

●R0C0为吸收电涌电压用CR电路。[R0=5~200Ω C0=0.1~0.2μF、200WV(400WV)]
●请使用选购配件EPCR1201-2
●R0 and C0 indicate surge suppressor circuit.[R0=5~200Ω C0=0.1~0.2μF, 200WV(400WV)]
●EPCR1201-2 is available as an optional surge suppressor.

POWER OFF ACTIVATED TYPE ELECTROMAGNEIC BRAKE MOTORS
无励磁动作型电磁制动电动机
60W
□90mm

规格 / 电动机 SPECS / MOTOR

没有内藏简易制动This type of motor does not contain a built-in simple brake mechanism.

品名Model 机型Type 导线型 Lead Wire Type / 齿轮轴型 Pinion Shaft	额定 Rating	输出功率 Output power W	电压 Voltage V	频率 Frequency Hz	电流 Current A	启动转矩 Starting Torque mN.m	额定转矩 Rated Torque mN.m	额定转速 Rated Speed r/min	电容器容量 Capacitor μF
5RK60GU-AFM	30min	60	1ph100	50	1.26	470	470	1200	25.0
				60	1.70		380	1550	
5RK60GU-EFM	30min	60	1ph110	60	1.05	330	380	1550	15.0
			1ph120		0.85	380			
5RK60GU-CFM	30min	60	1ph220	50	0.55	420	470	1250	4.5
			1ph230		0.60	460			
5RK60GU-HFM	30min	60	1ph220	60	0.55	420	380	1550	
			1ph230		0.60	460			
5IK60GU-SFM	连续 Cont	60	3ph220	50	0.45	1000	470	1250	-
				60	0.40	800	380	1550	

●各种安全规格以电动机铭牌上的型号取得认定。●㊤:内藏热保护装置（自动复位型）。在电机因某种原因过热时会自行起动使电动机停止。●电动机温度下降后恢复运行，故在进行检查作业时请务必事先切断电源。

●When the motor is approved under various safety standards, the model name on the nameplate is the approved model name. ●Contains a built-in thermal protector (automatic return).If a motor overheats for any reason, the thermal protctor is opened and the motor stops. ●When the motor temperature drops, the thermal protector closes and the motor restarts. Be sure to turn the motor off before inspecting.

种类 TYPE

●电动机 MOTOR

机型 Type	型号 Model / 齿轮轴型 Pinion Shaft
导线型 Lead Wire Type	5RK60GU-AFM
	5RK60GU-EFM
	5RK60GU-CFM
	5RK60GU-HFM
	5IK60GU-SFM

●平行轴减速器(另售) PARALLEL SHAFT GEARHEAD (SOLD SEPARATELY)

减速器种类 Gearhead Type	减速器型号 Gearhead Model	减速比 Gear Ratio
长寿命・低噪音 Long Life・Low Noise	5GU□KB	3、3.6、5、6、7.5、9、12.5、15、18、25、30、36、50、60、75、90、100、120、150、180、200
	5GU10XK (中间减速器Mid-gearbox)	

●减速器型号的□中为减速比的数值

●Enter the gear ratio in the box (□) within the model name

■装有减速器时的容许转矩
ALLOWABLE TORQUE WHEN BEING WITH GEARHEAD

- 减速器·中间减速器另售
- 减速器型号的□中为减速比的数值。
- □色表示与电动机同一方向运转，其他则为相反方向。
- 转速是以电动机的同步转速 (50Hz: 1500r/min、60Hz: 1800r/min) 为基准除以减速比而算出来的数值。实际转速将随负载大小变化而比所示数值减少2%~20%左右。
- 希望以大于下表的减速比进行进一步减速时，可在电动机与减速器之间安装减速比为10的中间减速器。这时的容许转矩为20N·m
- Gearhead and mid-gearbox can be sold separately.
- Enter the gear ratio in the box (□) within the model name.
- The colored background □ indicates the same rotating direction of the motor while the rotating direction of others are opposite.
- The speed is calculated by dividing the motor's synchronous speed (50Hz: 1500r/min、60Hz: 1800r/min) by the gear ratio. The actual speed is 2%~20% less than the displayed value, depending on the size of the load.
- To reduce the speed beyond the gear ratio in the table, attach a mid-gearbox (gear ratio: 10) between the gearhead and motor. In that case, the permissible torque is 20N·m.

容许力矩单位 Allowance Torque Unit：上段 Upside（N.m）/下段 Belowside（kgf.cm）

机型Type 电动机/减速器 Motor/Gearhead	减速比Gear Ratio		3	3.6	5	6	7.5	9	12.5	15	18	25	30	36	50	60	75	90	100	120	150	180	200
	转速Speed r/min	50Hz	500	417	300	250	200	166	120	100	83	60	50	41	30	25	20	16	15	12.5	10	8.3	7.5
		60Hz	600	500	360	300	240	200	144	120	100	72	60	50	36	30	24	20	18	15	12	10	9
5RK60GU-AFM 5RK60GU-EFM 5RK60GU-CFM 5RK60GU-HFM 5IK60GU-SFM	5GU□KB	50Hz	1.1	1.4	1.9	2.3	2.9	3.4	4.3	5.1	6.2	7.8	9.3	11.2	15.5	18.6	20	20	20	20	20	20	20
			11.2	14.2	19.3	23.4	29.6	34.7	43.8	52	63.3	79.6	94.9	114	158	190	200	200	200	200	200	200	200
		60Hz	0.92	1.1	1.5	1.8	2.3	2.8	3.5	4.2	5.0	6.3	7.5	9.0	12.5	15.0	18.8	20	20	20	20	20	20
			9.38	11.2	15.3	18.3	23.4	28.5	35.7	42.9	51	64.3	76.5	92.1	128	154	192	200	200	200	200	200	200

■容许悬挂负载·容许轴向负载
PERMISSIBLE OVERHUNG LOAD AND THRUST LOAD

电动机（圆轴型）→217页　　Motor (Round Shaft) →P217
减速器→217页　　Gearhead→P217

■减速器的容许负载惯性惯量J
PERMISSIBLE LOAD INERTIA J FOR GEARHEAD

→218页→P218

■起动、制动特性(参考值)
STARING AND BRAKE CHARACTERISTICS(REFERENCE VALUES)

●单相电动机Single-phase Motor

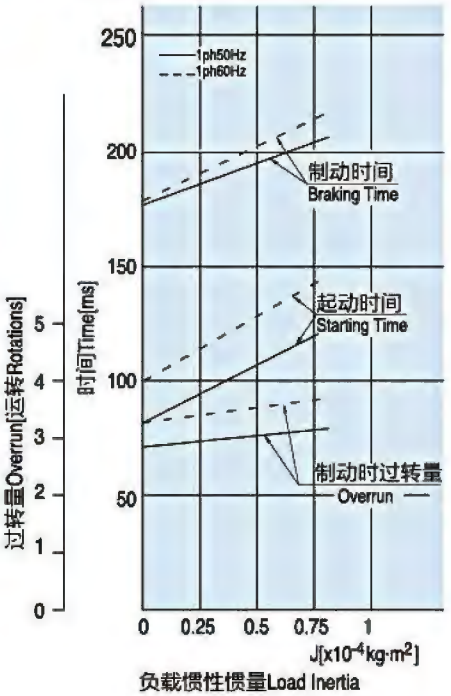

●三相电动机Three-phase Motor

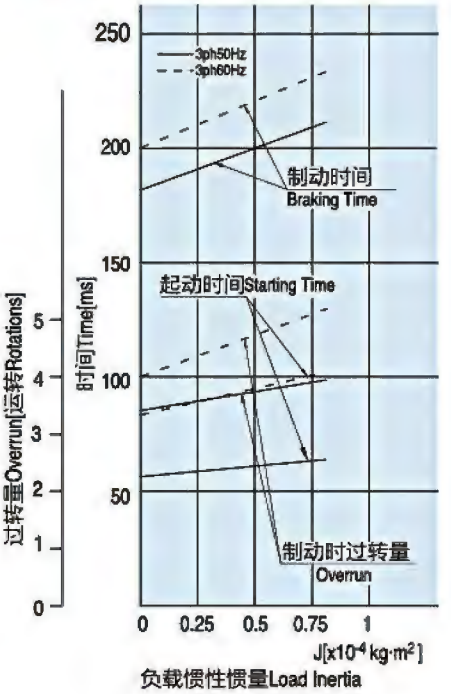

■外形图（单位 mm）
DIMENSIONS(Unit mm)

减速器附有安装用螺丝
Mounting screws are included with gearhead.

●导线型 Lead wiring Type

重量 Weight: 电动机 Motor 3.55kg 减速器 Gearhead 1.5kg

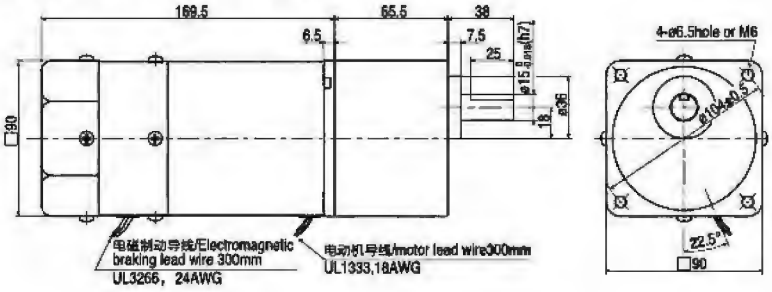

电动机型号 Motor Model	减速器型号 Gearhead Model	减速比 Gear Ratio	L1
5RK60GU-AFM 5RK60GU-EFM 5RK60GU-CFM 5RK60GU-HFM 5IK60GU-SFM	5GU□KB	3~200	65.5

●减速器型号的□中为减速比的数值
●Enter the gear ratio in the box (□) within the model name

●凸缘安装型减速器Flange Mounting Reducer

可安装在GU齿轮轴型上
Can be Mounted on GU Type gear shaft 5GU□K
重量 Weight: 1.5kg

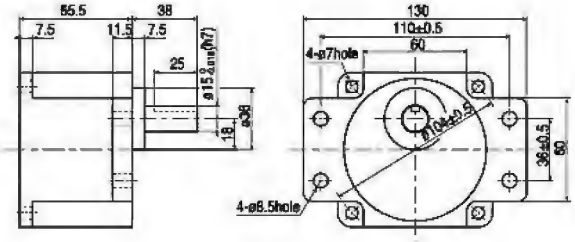

●键·键槽（减速器附件）

Key·keywa (The key is included with the gearhead)

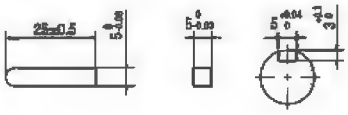

●圆轴型的转轴部分Shaft Section of Round Shaft Type

除重量及轴部外，电动机外形与齿轮轴相同
Excluding weight and the shaft section Motor shape are the same as thosa of the pinion shaft

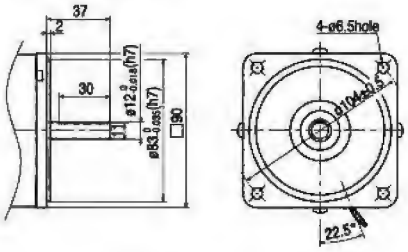

●中间减速器 Mid-gearbox

可安装在GU齿轮轴型上
Can be connected to GU pinion Shaft type 5GU10XK
重量 Weight: 0.65kg

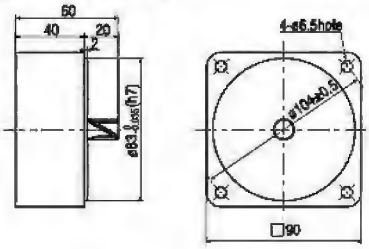

●电容器外形尺寸 Formal Dimension of Capacitor

型号 Model 齿轮轴型 Pinion Shaft	电容器型号 Capacitor Model	L	W	H
5RK60GU-AFM	ZD250CFAUL	47	23	35
5RK60GU-EFM	ZD150CFAUL	47	20	31
5RK60GU-CFM	ZD45BFAUL	47	19	31

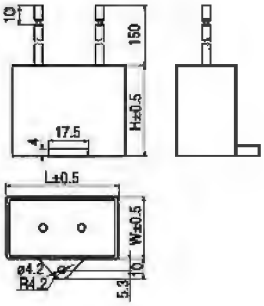

●常规电容器出线为引线，也可根据客户要求配置插片式187#
●Note: Conventional capacitor is a lead wire type.Inserted 187# is optional

■连接图CONNECTION DIAGRAMS

●运转方向指从电动机轴看来的方向。CW表示顺时针方向，CCW表示逆时针方向。
●表中所记品名为齿轮轴型，圆轴型亦同。
●The direction of motor rotation is as viewed from the shaft end of motor.
CW represents the clockwise direction, while CCW represents the counterclockwise direction.
●Name indicated in the list is pinion shaft type, also valid for the equivalent round.

单相电动机 Single-phase Motor

5RK60GU-AFM、5RK60GU-EFM、5RK60GU-CFM、5RK60GU-HFM

●SW1为电动机的运行/停止及电磁制动操作开关。（连动）●SW1设定ON时，电磁制动解除，电动机开始运作。
●SW1设定期OFF时，电动机停止，电磁制动开始工作。
●在电动机停止状态下解除电磁制动时，应将SW1设定为非连动，而仅将□色导线侧的接触点设定ON.
●运转方向●将SW2转换至CW侧时，电动机作顺时针方向运转。●将SW2转换至CWW侧时，电动机作逆时针方向运转。
●SW1 operates both motor and electromagnetic brake action. (Switched Simultaneously)
●The motor will rotate when SW1 is switched simultaneously to ON
●When SW1 is switched simultaneously to OFF,the motor is stopped, set the electromagnetic brake and holds the load.
●If you wish to release the brake while the motor is stopped, set the SW1 to be off and connection point at the side of black lead to be on.
●Direction of Rotation.●To rotate the motor in a clockwise (CW) dirction, turn SW2 to CW.●To rotate the motor in a counterclockwise (CCW) direction,turn SW2 to CCW.

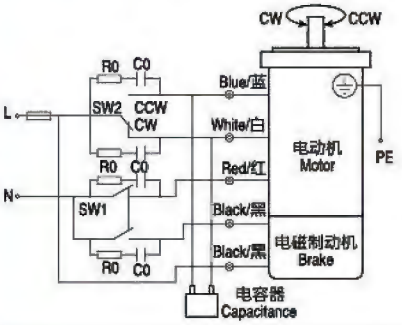

开关号码 Switch NO.	开关的接触点容量Contact capacity switch		参考 Note
	单相100V、110/120V输入 Single-Phase 100VAC, 110/120VAC Input	单相220V、230V输入 Single-Phase 200VAC, 220/230VAC Input	
SW1	AC125V 3A以上（感应负载） 125 VAC 3A minimum Switched Simultaneously (Inductive Load)	AC250V 1.5A以上（感应负载） 250 VAC 1.5A minimum Switched Simultaneously (Inductive Load)	连动Switched Simultaneously
SW2			-

三相电动机 Theree-phase Motor

5IK60GU-SFM

●SW1为电动机的运行/停止及电磁制动操作开关。（连动）●SW1设定ON时，电磁制动解除，电动机开始运作。
●SW1设定期OFF时，电动机停止，电磁制动开始工作。
●在电动机停止状态下解除电磁制动时，应将SW1设定为非连动，而仅将　色导线侧的接触点设定ON.
●运转方向●若对换R、S、T中任意二条，电动机会逆时针方向运转
●SW1 operates both motor and electromagnetic brake action.(Switched Simultaneously)
●The motor will rotate when SW1 is switched simultaneously to ON
●When SW1 is switched simultaneously to OFF,the moto is stopped, set the electromagnetic brake and holds the load.
●If you wish to release the brake while the motor is stopped, set the SW1 to off and connection point at the side of black lead to on.
●Direction of Rotation.●To change the rotation direction, change any two connections among R,S and T.

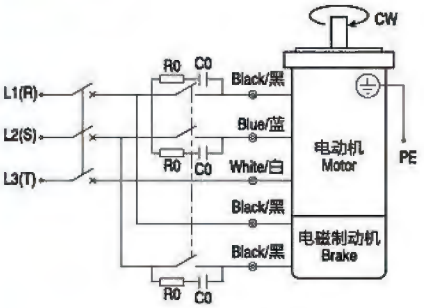

开关号码 Switch NO.	开关的接触点容量Contact capacity switch	参考 Note
SW1	AC250V 1.5A以上（感应负载） AC250 VAC 1.5A minimum Switched Simultaneously (Inductive Load)	连动Switched Simultaneously

●请注意 Note:

●R0C0为吸收电涌电压用CR电路。[R0=5~200Ω C0=0.1~0.2μF、200WV(400WV)]
●请使用选购配件EPCR1201-2
●R0 and C0 indicate surge suppressor circuit.[R0=5~200Ω C0=0.1~0.2μF, 200WV(400WV)]
●EPCR1201-2 is available as an optional surge suppressor.

POWER OFF ACTIVATED TYPE ELECTROMAGNEIC BRAKE MOTORS
无励磁动作型电磁制动电动机
90W
□90mm

规格 / 电动机 SPECS / MOTOR

没有内藏简易制动This type of motor does not contain a built-in simple brake mechanism.

品名Model 机型Type 导线型 Lead Wire Type		额定 Rating	输出功率 Output power W	电压 Voltage V	频率 Frequency Hz	电流 Current A	启动转矩 Starting Torque mN.m	额定转矩 Rated Torque mN.m	额定转速 Rated Speed r/min	电容器容量 Capacitor μF
齿轮轴型 Pinion Shaft	圆轴型 Round Shaft									
5RK90GU-AFM	5RK90A-AFM	30min	90	1ph100	50	1.78	600	700	1200	30.0
					60	2.35		570	1550	
5RK90GU-EFM	5RK90A-EFM	30min	90	1ph110	60	1.72	550	570	1550	25.0
				1ph120			600			
5RK90GU-CFM	5RK90A-CFM	30min	90	1ph220	50	0.82	560	700	1250	6.0
				1ph230		0.81				
5RK90GU-HFM	5RK90A-HFM	30min	90	1ph220	60	0.81	560	570	1550	
				1ph230		0.80				
5IK90GU-SFM	5IK90A-SFM	连续 Cont	90	3ph220	50	0.60	1350	700	1250	-
					60	0.55	1100	570	1550	

●各种安全规格以电动机铭牌上的型号取得认定。●㊤:内藏热保护装置（自动复位型）。在电机因某种原因过热时会自行起动使电动机停止。●电动机温度下降后恢复运行，故在进行检查作业时请务必事先切断电源。

●When the motor is approved under various safety standards, the model name on the nameplate is the approved model name. ●Contains a built-in thermal protector (automatic return).If a motor overheats for any reason, the thermal protctor is opened and the motor stops. ●When the motor temperature drops, the thermal protector closes and the motor restarts. Be sure to turn the motor off before inspecting.

种类 TYPE

●电动机 MOTOR

机型 Type	型号 Model	
	齿轮轴型 Pinion Shaft	圆轴型 Round Shaft
导线型 Lead Wire Type	5RK90GU-AFM	5RK90A-AFM
	5RK90GU-EFM	5RK90A-EFM
	5RK90GU-CFM	5RK90A-CFM
	5RK90GU-HFM	5RK90A-HFM
	5IK90GU-SFM	5IK90A-SFM

●平行轴减速器(另售) PARALLEL SHAFT GEARHEAD (SOLD SEPARATELY)

减速器种类 Gearhead Type	减速器型号 Gearhead Model	减速比 Gear Ratio
长寿命 · 低噪音 Long Life · Low Noise	5GU□KB	3、3.6、5、6、7.5、9、12.5、15、18、25、30、36、50、60、75、90、100、120、150、180、200
	5GU10XK (中间减速器Mid-gearbox)	

●减速器型号的□中为减速比的数值

●Enter the gear ratio in the box (□) within the model name

■装有减速器时的容许转矩
ALLOWABLE TORQUE WHEN BEING WITH GEARHEAD

- 减速器·中间减速器另售
- 减速器型号的□中为减速比的数值。
- □色表示与电动机同一方向运转，其他则为相反方向。
- 转速是以电动机的同步转速 (50Hz: 1500r/min、60Hz: 1800r/min) 为基准除以减速比而算出来的数值。实际转速将随负载大小变化而比所示数值减少2%~20%左右。
- 希望以大于下表的减速比进行进一步减速时，可在电动机与减速器之间安装减速比为10的中间减速器。这时的容许转矩为20N·m
- Gearhead and mid-gearbox can be sold separately.
- Enter the gear ratio in the box (□) within the model name.
- The colored background □ indicates the same rotating direction of the motor while the rotating direction of others are opposite.
- The speed is calculated by dividing the motor's synchronous speed (50Hz: 1500r/min、60Hz: 1800r/min) by the gear ratio. The actual speed is 2%~20% less than the displayed value, depending on the size of the load.
- To reduce the speed beyond the gear ratio in the table, attach a mid-gearbox (gear ratio: 10) between the gearhead and motor. In that case, the permissible torque is 20N·m.

容许力矩单位 Allowance Torque Unit：上段 Upside（N.m）/下段 Belowside（kgf.cm）

机型Type 电动机/减速器 Motor/Gearhead	减速比Gear Ratio		3	3.6	5	6	7.5	9	12.5	15	18	25	30	36	50	60	75	90	100	120	150	180	200
	转速Speed r/min	50Hz	500	417	300	250	200	166	120	100	83	60	50	41	30	25	20	16	15	12.5	10	8.3	7.5
		60Hz	600	500	360	300	240	200	144	120	100	72	60	50	36	30	24	20	18	15	12	10	9
5RK90GU-AFM 5RK90GU-EFM 5RK90GU-CFM 5RK90GU-HFM 5IK90GU-SFM	5GU□KB	50Hz	1.7	2.0	2.8	3.4	4.3	5.1	6.4	7.7	9.2	11.6	13.6	16.6	20	20	20	20	20	20	20	20	20
			17.3	20.4	28.6	34.7	43.9	52.0	65.3	78.6	93.3	118	142	169	200	200	200	200	200	200	200	200	200
		60Hz	1.4	1.7	2.3	2.8	3.5	4.2	5.2	6.2	7.5	9.4	11.3	13.5	18.8	20	20	20	20	20	20	20	20
			14.3	17.3	23.5	28.6	35.7	42.9	53.1	63.3	76.5	95.9	115	128	192	200	200	200	200	200	200	200	200

■容许悬挂负载·容许轴向负载
PERMISSIBLE OVERHUNG LOAD AND THRUST LOAD

电动机（圆轴型）→217页　　Motor (Round Shaft) →P217
减速器→217页　　Gearhead→P217

■减速器的容许负载惯性惯量J
PERMISSIBLE LOAD INERTIA J FOR GEARHEAD

→218页→P218

■起动、制动特性(参考值)
STARING AND BRAKE CHARACTERISTICS(REFERENCE VALUES)

●单相电动机Single-phase Motor

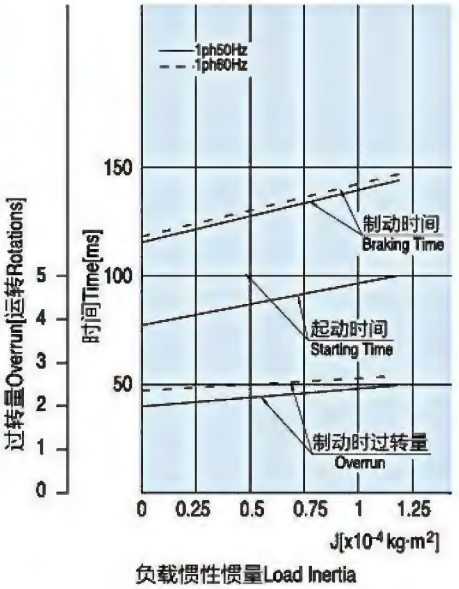

●三相电动机Three-phase Motor

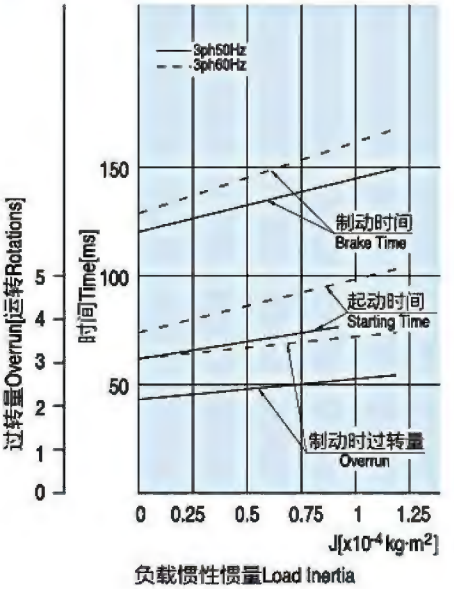

外形图（单位 mm）
DIMENSIONS(Unit mm)

减速器附有安装用螺丝

Mounting screws are included with gearhead.

●导线型 Lead wiring Type ①

重量 Weight: 电动机 Motor 4.1kg 减速器 Gearhead 1.5kg

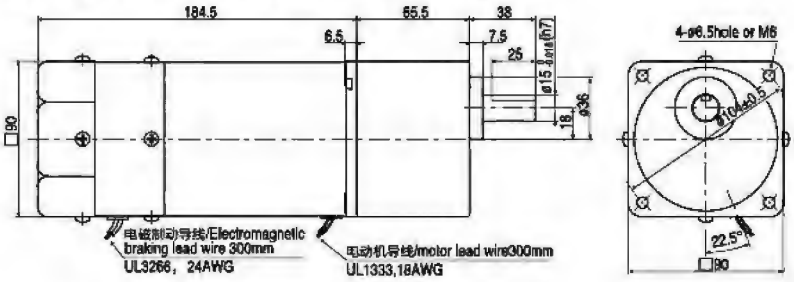

电动机型号 Motor Model	减速器型号 Gearhead Model	减速比 Gear Ratio	L1
5RK90GU-AFM 5RK90GU-EFM 5RK90GU-CFM 5RK90GU-HFM 5IK90GU-SFM	5GU□KB	3–200	65.5

●减速器型号的□中为减速比的数值

●Enter the gear ratio in the box (□) within the model name

●凸缘安装型减速器Flange Mounting Reducer

可安装在GU齿轮轴型上

Can be Mounted on GU Type gear shaft 5GU□K

重量 Weight: 1.5kg

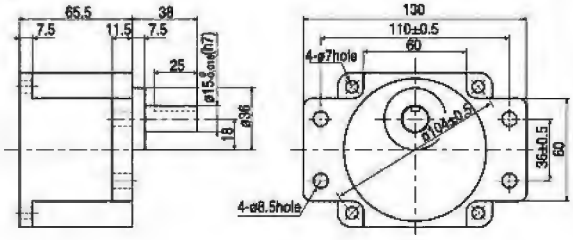

●键·键槽（减速器附件）

Key·keywa (The key is included with the gearhead)

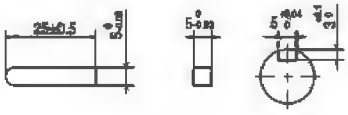

●圆轴型的转轴部分Shaft Section of Round Shaft Type

除重量及轴部外，电动机外形与齿轮轴相同

Excluding weight and the shaft section Motor shape are the same as those of the pinion shaft

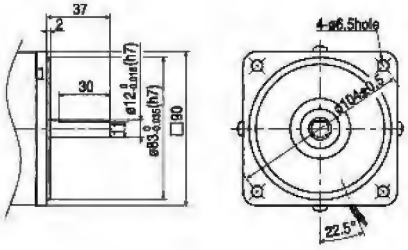

●中间减速器 Mid-gearbox

可安装在GU齿轮轴型上

Can be connected to GU pinion Shaft type 5GU10XK

重量 Weight: 0.65kg

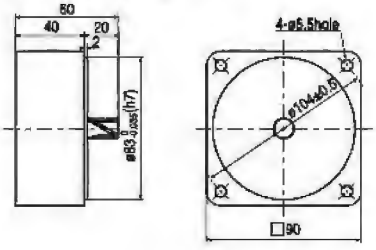

●电容器外形尺寸 Formal Dimension of Capacitor

型号 Model		电容器型号 Capacitor Model	L	W	H
齿轮轴型 Pinion Shaft	圆轴型 Round Shaft				
5RK90GU-AFM	5RK90A-AFM	ZD300CFAUL	59	30	42
5RK90GU-EFM	5RK90A-EFM	ZD250CFAUL	59	30	42
5RK90GU-CFM	5RK90A-CFM	ZD60BFAUL	48	23	32

●常规电容器出线为引线，也可根据客户要求配置插片式187#

●Note: Conventional capacitor is a lead wire type.Inserted 187# is optional

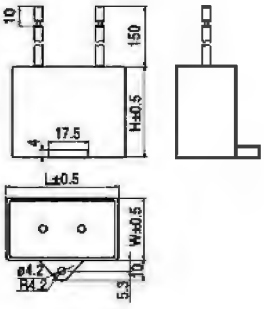

■连接图CONNECTION DIAGRAMS

●运转方向指从电动机轴看来的方向。CW表示顺时针方向，CCW表示逆时针方向。
●表中所记品名为齿轮轴型，圆轴型亦同。
●The direction of motor rotation is as viewed from the shaft end of motor.
CW represents the clockwise direction, while CCW represents the counterclockwise direction.
●Name indicated in the list is pinion shaft type, also valid for the equivalent round.

单相电动机 Single-phase Motor

5RK90GU-AFM、5RK90GU-EFM、5RK90GU-CFM、5RK90GU-HFM

●SW1为电动机的运行/停止及电磁制动操作开关。（连动）●SW1设定ON时，电磁制动解除，电动机开始运作。
●SW1设定期OFF时，电动机停止，电磁制动开始工作。
●在电动机停止状态下解除电磁制动时，应将SW1设定为非连动，而仅将□色导线侧的接触点设定ON.
●运转方向●将SW2转换至CW侧时，电动机作顺时针方向运转。●将SW2转换至CWW侧时，电动机作逆时针方向运转。
●SW1 operates both motor and electromagnetic brake action. (Switched Simultaneously)
●The motor will rotate when SW1 is switched simultaneously to ON
●When SW1 is switched simultaneously to OFF,the motor is stopped, set the electromagnetic brake and holds the load.
●If you wish to release the brake while the motor is stopped, set the SW1 to be off and connection point at the side of black lead to be on.
●Direction of Rotation. ●To rotate the motor in a clockwise (CW) dirction, turn SW2 to CW. ●To rotate the motor in a counterclockwise (CCW) direction,turn SW2 to CCW.

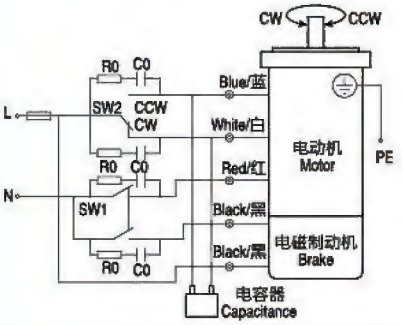

开关号码 Switch NO.	开关的接触点容量Contact capacity switch		参考 Note
	单相100V、110/120V输入 Single-Phase 100VAC, 110/120VAC Input	单相220V、230V输入 Single-Phase 200VAC, 220/230VAC Input	
SW1	AC125V 8A以上（感应负载） 125 VAC 8A minimum (Inductive Load)	AC250V 8A以上（感应负载） 250 VAC 8A minimum (Inductive Load)	连动Switched Simultaneously
SW2			

三相电动机 Theree-phase Motor

5IK90GU-SFM

●SW1为电动机的运行/停止及电磁制动操作开关。（连动）●SW1设定ON时，电磁制动解除，电动机开始运作。
●SW1设定期OFF时，电动机停止，电磁制动开始工作。
●在电动机停止状态下解除电磁制动时，应将SW1设定为非连动，而仅将 色导线侧的接触点设定ON.
●运转方向●若对换R、S、T中任意二条，电动机会逆时针方向运转
●SW1 operates both motor and electromagnetic brake action.(Switched Simultaneously)
●The motor will rotate when SW1 is switched simultaneously to ON
●When SW1 is switched simultaneously to OFF,the moto is stopped, set the electromagnetic brake and holds the load.
●If you wish to release the brake while the motor is stopped, set the SW1 to off and connection point at the side of black lead to on.
●Direction of Rotation. ●To change the rotation direction, change any two connections among R,S and T.

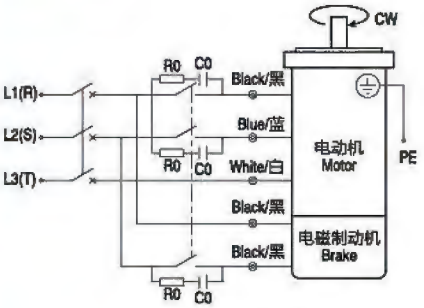

开关号码 Switch NO.	开关的接触点容量Contact capacity switch	参考 Note
SW1	AC250V 1.5A以上（感应负载） AC250 VAC 1.5A minimum (Inductive Load)	连动Switched Simultaneously

●请注意 Note:

●R0C0为吸收电涌电压用CR电路。[R0=5~200Ω C0=0.1~0.2μF、200WV(400WV)]
●请使用选购配件EPCR1201-2
●R0 and C0 indicate surge suppressor circuit.[R0=5~200Ω C0=0.1~0.2μF, 200WV(400WV)]
●EPCR1201-2 is available as an optional surge suppressor.

POWER OFF ACTIVATED TYPE ELECTROMAGNEIC BRAKE MOTORS
无励磁动作型电磁制动电动机
120W
□90mm

规格 / 电动机 SPECS / MOTOR

没有内藏简易制动This type of motor does not contain a built-in simple brake mechanism.

品名Model 机型Type 导线型 Lead Wire Type		额定 Rating	输出功率 Output power W	电压 Voltage V	频率 Frequency Hz	电流 Current A	启动转矩 Starting Torque mN.m	额定转矩 Rated Torque mN.m	额定转速 Rated Speed r/min	电容器容量 Capacitor μF
齿轮轴型 Pinion Shaft	圆轴型 Round Shaft									
5RK120GU-AFM	5RK120A-AFM	30min	120	1ph100	50	2.25	700	930	1250	35.0
					60	2.85		750	1550	
5RK120GU-EFM	5RK120A-EFM	30min	120	1ph110	60	1.90	650	750	1550	30
				1ph120			720			
5RK120GU-CFM	5RK120A-CFM	30min	120	1ph220	50	1.15	720	930	1250	8.0
				1ph230						
5RK120GU-HFM	5RK120A-HFM	30min	120	1ph220	60	1.20	720	750	1550	
				1ph230						
5IK120GU-SFM	5IK120A-SFM	连续 Cont	120	3ph220	50	0.70	930	930	1250	-
					60	0.60	750	750	1550	

●各种安全规格以电动机铭牌上的型号取得认定。●㊤:内藏热保护装置（自动复位型）。在电机因某种原因过热时会自行起动使电动机停止。●电动机温度下降后恢复运行，故在进行检查作业时请务必事先切断电源。

●When the motor is approved under various safety standards, the model name on the nameplate is the approved model name. ●Contains a built-in thermal protector (automatic return).If a motor overheats for any reason, the thermal protctor is opened and the motor stops. ●When the motor temperature drops, the thermal protector closes and the motor restarts. Be sure to turn the motor off before inspecting.

种类 TYPE

●电动机 MOTOR

机型 Type	型号 Model	
	齿轮轴型 Pinion Shaft	圆轴型 Round Shaft
导线型 Lead Wire Type	5RK120GU-AFM	5RK120A-AFM
	5RK120GU-EFM	5RK120A-EFM
	5RK120GU-CFM	5RK120A-CFM
	5RK120GU-HFM	5RK120A-HFM
	5IK120GU-SFM	5IK120A-SFM

●平行轴减速器(另售) PARALLEL SHAFT GEARHEAD (SOLD SEPARATELY)

减速器种类 Gearhead Type	减速器型号 Gearhead Model	减速比 Gear Ratio
长寿命 · 低噪音 Long Life · Low Noise	5GU□KB	3、3.6、5、6、7.5、9、12.5、15、18、25、30、36、50、60、75、90、100、120、150、180、200
	5GU10XK (中间减速器Mid-gearbox)	

●减速器型号的□中为减速比的数值

●Enter the gear ratio in the box (□) within the model name

■装有减速器时的容许转矩
ALLOWABLE TORQUE WHEN BEING WITH GEARHEAD

- 减速器·中间减速器另售
- 减速器型号的□中为减速比的数值。
- □色表示与电动机同一方向运转，其他则为相反方向。
- 转速是以电动机的同步转速 (50Hz: 1500r/min、60Hz: 1800r/min) 为基准除以减速比而算出来的数值。实际转速将随负载大小变化而比所示数值减少2%~20%左右。
- Gearhead and mid-gearbox can be sold separately.
- Enter the gear ratio in the box (□) within the model name.
- The colored background □ indicates the same rotating direction of the motor while the rotating direction of others are opposite.
- The speed is calculated by dividing the motor's synchronous speed (50Hz: 1500r/min、60Hz: 1800r/min) by the gear ratio. The actual speed is 2%~20% less than the displayed value, depending on the size of the load.

容许力矩单位 Allowance Torque Unit：上段 Upside（N.m）/下段 Belowside（kgf.cm）

机型Type 电动机/减速器 Motor/Gearhead	减速比Gear Ratio		3	3.6	5	6	7.5	9	12.5	15	18	25	30	36	50	60	75	90	100	120	150	180	200
	转速Speed r/min	50Hz	500	417	300	250	200	166	120	100	83	60	50	41	30	25	20	16	15	12.5	10	8.3	7.5
		60Hz	600	500	360	300	240	200	144	120	100	72	60	50	36	30	24	20	18	15	12	10	9
5RK120GU-AFM 5RK120GU-EFM 5RK120GU-CFM 5RK120GU-HFM 5IK120GU-SFM	5GU□KB	50Hz	2.3	2.7	3.8	4.5	5.6	6.8	8.5	10.2	12.2	15.3	18.4	20	20	20	20	20	20	20	20	20	20
			23.4	27.5	38.7	45.9	57.1	69.3	86.7	104	124	156	187	200	200	200	200	200	200	200	200	200	200
		60Hz	1.8	2.2	3.0	3.6	4.6	5.5	6.8	8.2	9.8	12.4	14.9	17.8	20	20	20	20	20	20	20	20	20
			18.3	22.4	30.6	36.7	46.9	56.1	69.5	83.6	100	126	152	181	200	200	200	200	200	200	200	200	200

■容许悬挂负载·容许轴向负载
PERMISSIBLE OVERHUNG LOAD AND THRUST LOAD

电动机（圆轴型）→217页　　Motor (Round Shaft) →P217
减速器→217页　　Gearhead→P217

■减速器的容许负载惯性惯量J
PERMISSIBLE LOAD INERTIA J FOR GEARHEAD

→218页→P218

■起动、制动特性(参考值)
STARING AND BRAKE CHARACTERISTICS(REFERENCE VALUES)

●单相电动机Single-phase Motor

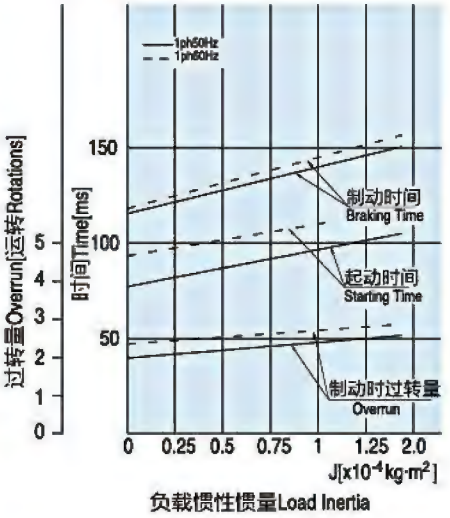

●三相电动机Three-phase Motor

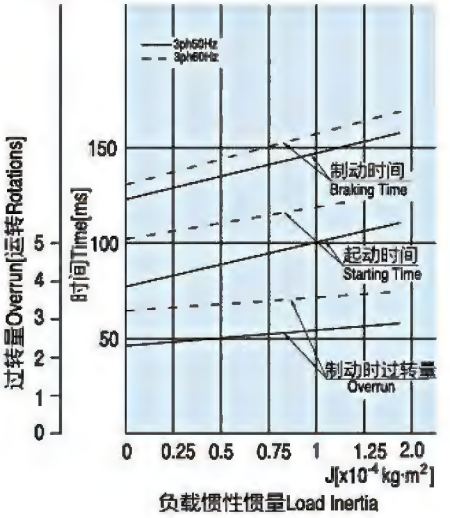

■外形图（单位 mm）
DIMENSIONS(Unit mm)

减速器附有安装用螺丝
Mounting screws are included with gearhead.

●导线型 Lead wiring Type

重量 Weight: 电动机 Motor 4.3kg 减速器 Gearhead 1.5kg

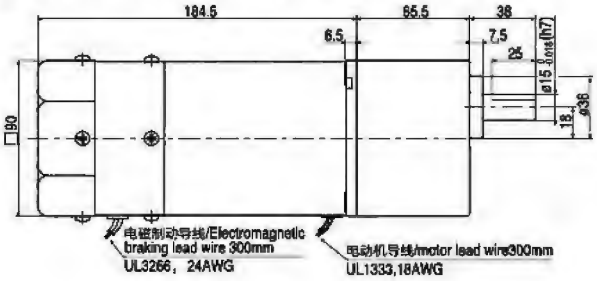

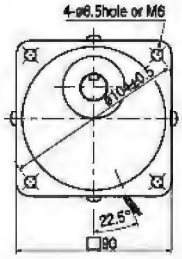

电动机型号 Motor Model	减速器型号 Gearhead Model	减速比 Gear Ratio	L1
5RK120GU-AFM 5RK120GU-EFM 5RK120GU-CFM 5RK120GU-HFM 5IK120GU-SFM	5GU□KB	3~200	65.5

●减速器型号的□中为减速比的数值
● Enter the gear ratio in the box (□) within the model name

●凸缘安装型减速器Flange Mounting Reducer

可安装在GU齿轮轴型上
Can be Mounted on GU Type gear shaft 5GU□K
重量 Weight: 1.5kg

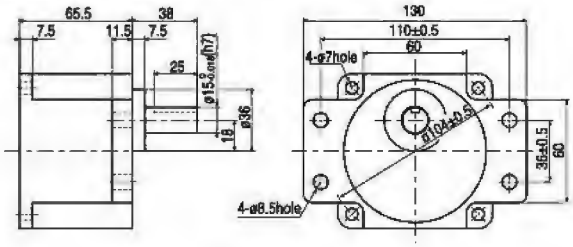

●键·键槽（减速器附件）

Key·keywa (The key is included with the gearhead)

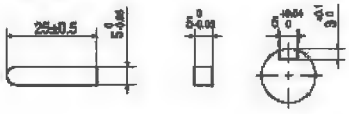

●圆轴型的转轴部分Shaft Section of Round Shaft Type

除重量及轴部外，电动机外形与齿轮轴相同
Excluding weight and the shaft section Motor shape are the same as those of the pinion shaft

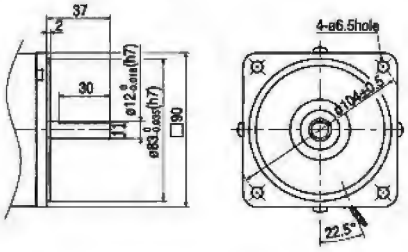

●中间减速器 Mid-gearbox

可安装在GU齿轮轴型上
Can be connected to GU pinion Shaft type 5GU10XK
重量 Weight: 0.6kg

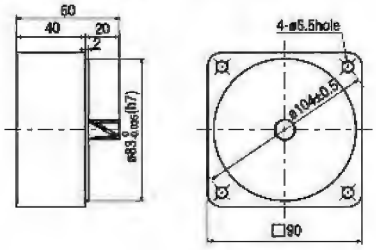

●电容器外形尺寸 Formal Dimension of Capacitor

型号 Model		电容器型号 Capacitor Model	L	W	H
齿轮轴型 Pinion Shaft	圆轴型 Round Shaft				
5RK120GU-AFM	5RK120A-AFM	ZD350CFAUL	59	30	42
5RK120GU-EFM	5RK120A-EFM	ZD300CFAUL	59	30	42
5RK120GU-CFM	5RK120A-CFM	ZD80BFAUL	48	27	38

●常规电容器出线为引线，也可根据客户要求配置插片式187#
● Note: Conventional capacitor is a lead wire type.Inserted 187# is optional

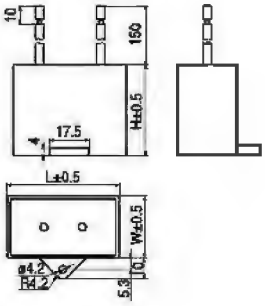

■连接图CONNECTION DIAGRAMS

●运转方向指从电动机轴看来的方向。CW表示顺时针方向，CCW表示逆时针方向。
●表中所记品名为齿轮轴型，圆轴型亦同。
●The direction of motor rotation is as viewed from the shaft end of motor.
CW represents the clockwise direction, while CCW represents the counterclockwise direction.
●Name indicated in the list is pinion shaft type, also valid for the equivalent round.

单相电动机 Single-phase Motor

5RK120GU-AFM、5RK120GU-EFM、5RK120GU-CFM、5RK120GU-HFM

●SW1为电动机的运行/停止及电磁制动操作开关。（连动）●SW1设定ON时，电磁制动解除，电动机开始运作。
●SW1设定期OFF时，电动机停止，电磁制动开始工作。
●在电动机停止状态下解除电磁制动时，应将SW1设定为非连动，而仅将□色导线侧的接触点设定ON.
●运转方向●将SW2转换至CW侧时，电动机作顺时针方向运转。●将SW2转换至CWW侧时，电动机作逆时针方向运转。
●SW1 operates both motor and electromagnetic brake action. (Switched Simultaneously)
●The motor will rotate when SW1 is switched simultaneously to ON
●When SW1 is switched simultaneously to OFF,the motor is stopped, set the electromagnetic brake and holds the load.
●If you wish to release the brake while the motor is stopped, set the SW1 to be off and connection point at the side of black lead to be on.
●Direction of Rotation. ●To rotate the motor in a clockwise (CW) dirction, turn SW2 to CW. ●To rotate the motor in a counterclockwise (CCW) direction,turn SW2 to CCW.

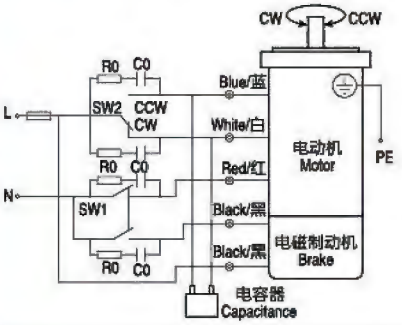

开关号码 Switch NO.	开关的接触点容量Contact capacity switch		参考 Note
	单相100V、110/120V输入 Single-Phase 100VAC, 110/120VAC Input	单相220V、230V输入 Single-Phase 200VAC, 220/230VAC Input	
SW1	AC125V 3A以上（感应负载） 125 VAC 3A minimum Switched Simultaneously (Inductive Load)	AC250V 1.5A以上（感应负载） 250 VAC 1.5A minimum Switched Simultaneously (Inductive Load)	连动Switched Simultaneously
SW2			-

三相电动机 Theree-phase Motor

5IK120GU-SFM

●SW1为电动机的运行/停止及电磁制动操作开关。（连动）●SW1设定ON时，电磁制动解除，电动机开始运作。
●SW1设定期OFF时，电动机停止，电磁制动开始工作。
●在电动机停止状态下解除电磁制动时，应将SW1设定为非连动，而仅将 色导线侧的接触点设定ON.
●运转方向●若对换R、S、T中任意二条，电动机会逆时针方向运转
●SW1 operates both motor and electromagnetic brake action.(Switched Simultaneously)
●The motor will rotate when SW1 is switched simultaneously to ON
●When SW1 is switched simultaneously to OFF,the moto is stopped, set the electromagnetic brake and holds the load.
●If you wish to release the brake while the motor is stopped, set the SW1 to off and connection point at the side of black lead to on.
●Direction of Rotation. ●To change the rotation direction, change any two connections among R,S and T.

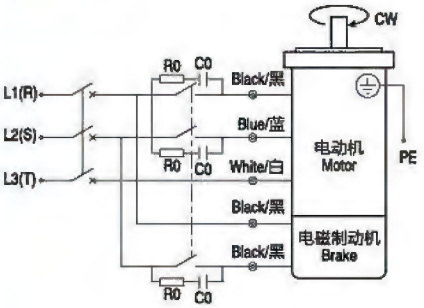

开关号码 Switch NO.	开关的接触点容量Contact capacity switch	参考 Note
SW1	AC250V 1.5A以上（感应负载） AC250 VAC 1.5A minimum Switched Simultaneously (Inductive Load)	连动Switched Simultaneously

●请注意 Note:

●R0C0为吸收电涌电压用CR电路。[R0=5~200Ω C0=0.1~0.2μF、200WV(400WV)]
●请使用选购配件EPCR1201-2
●R0 and C0 indicate surge suppressor circuit.[R0=5~200Ω C0=0.1~0.2μF, 200WV(400WV)]
●EPCR1201-2 is available as an optional surge suppressor.

POWER OFF ACTIVATED TYPE ELECTROMAGNEIC BRAKE MOTORS
无励磁动作型电磁制动电动机
120W
□104mm

规格 / 电动机 SPECS / MOTOR

没有内藏简易制动This type of motor does not contain a built-in simple brake mechanism.

品名Model 机型Type 导线型 Lead Wire Type		额定 Rating	输出功率 Output power W	电压 Voltage V	频率 Frequency Hz	电流 Current A	启动转矩 Starting Torque mN.m	额定转矩 Rated Torque mN.m	额定转速 Rated Speed r/min	电容器容量 Capacitor μF
齿轮轴型 Pinion Shaft	圆轴型 Round Shaft									
6RK120GU-AM	6RK120A-AM	30min	120	1ph100	50	2.1	600	930	1200	35.0
					60	2.5		750	1550	
6RK120GU-EM	6RK120A-EM	30min	120	1ph110	60	1.70	600	750	1550	25
				1ph120		1.80				
6RK120GU-CM	6RK120A-CM	30min	120	1ph220	50	0.95	750	930	1250	8.0
				1ph230						
6RK120GU-HM	6RK120A-HM	30min	120	1ph220	60	0.95	700	750	1550	
				1ph230		1.0				
6RK120GU-SM	6RK120A-SM	30min	120	3ph220	50	0.75	2200	890	1250	-
					60	0.70	200	730	1550	

●各种安全规格以电动机铭牌上的型号取得认定。●㊤:内藏热保护装置（自动复位型）。在电机因某种原因过热时会自行起动使电动机停止。●电动机温度下降后恢复运行，故在进行检查作业时请务必事先切断电源。

●When the motor is approved under various safety standards, the model name on the nameplate is the approved model name.●Contains a built-in thermal protector (automatic return).If a motor overheats for any reason, the thermal protctor is opened and the motor stops.●When the motor temperature drops, the thermal protector closes and the motor restarts. Be sure to turn the motor off before inspecting.

种类 TYPE

●电动机 MOTOR

机型 Type	型号 Model	
	齿轮轴型 Pinion Shaft	圆轴型 Round Shaft
导线型 Lead Wire Type	6RK120GU-AM	6RK120A-AM
	6RK120GU-EM	6RK120A-EM
	6RK120GU-CM	6RK120A-CM
	6RK120GU-HM	6RK120A-HM
	6RK120GU-SM	6RK120A-SM

●平行轴减速器(另售) PARALLEL SHAFT GEARHEAD (SOLD SEPARATELY)

减速器种类 Gearhead Type	减速器型号 Gearhead Model	减速比 Gear Ratio
长寿命・低噪音 Long Life・Low Noise	6GU□K	3、3.6、5、6、7.5、9、12.5、15、18、25、30、36、50、60、75、90、100、120、150、180、200

●减速器型号的□中为减速比的数值

●Enter the gear ratio in the box (□) within the model name

■装有减速器时的容许转矩
ALLOWABLE TORQUE WHEN BEING WITH GEARHEAD

- 减速器 · 中间减速器另售
- 减速器型号的□中为减速比的数值。
- □ 色表示与电动机同一方向运转，其他则为相反方向。
- 转速是以电动机的同步转速 (50Hz: 1500r/min、60Hz:1800r/min) 为基准除以减速比而算出来的数值。实际转速将随负载大小变化而比所示数值减少 2%~20%左右。
- Gearhead and mid-gearbox can be sold separately.
- Enter the gear ratio in the box (□) within the model name.
- The colored background □ indicates the same rotating direction of the motor while the rotating direction of others are opposite.
- The speed is calculated by dividing the motor's synchronous speed (50Hz: 1500r/min、60Hz: 1800r/min) by the gear ratio. The actual speed is 2%~20% less than the displayed value, depending on the size of the load.

容许力矩单位 Allowance Torque Unit：上段 Upside（N.m）/下段 Belowside（kgf.cm）

机型Type 电动机/减速器 Motor/Gearhead	减速比Gear Ratio		3	3.6	5	6	7.5	9	12.5	15	18	25	30	36	50	60	75	90	100	120	150	180	200
	转速Speed r/min	50Hz	500	417	300	250	200	166	120	100	83	60	50	41	30	25	20	16	15	12.5	10	8.3	7.5
6RK120GU-AM 6RK120GU-CM	6GU□K	50Hz	2.3	2.7	3.8	4.5	5.6	6.8	8.5	10.2	12.2	15.3	18.4	22.1	30.7	36.8	40	40	40	40	40	40	40
			23.4	27.5	38.7	45.9	57.1	69.3	86.7	104	124	156	187	225	313	375	400	400	400	400	400	400	400
6RK120GU-SM			2.22	2.6	3.6	4.3	5.4	6.5	8.1	9.7	11.7	14.7	17.6	21.1	29.4	35.2	40	40	40	40	40	40	40
			24	26.5	36.7	43.8	55.0	66.3	87.6	98.8	119	149	179	215	300	359	400	400	400	400	400	400	400

容许力矩单位 Allowance Torque Unit：上段 Upside（N.m）/下段 Belowside（kgf.cm）

机型Type 电动机/减速器 Motor/Gearhead	减速比Gear Ratio		3	3.6	5	6	7.5	9	12.5	15	18	25	30	36	50	60	75	90	100	120	150	180	200
	转速Speed r/min	60Hz	600	500	360	300	240	200	144	120	100	72	60	50	36	30	24	20	18	15	12	10	9
6RK120GU-AM 6RK120GU-EM 6RK120GU-HM	6GU□K	60Hz	1.8	2.2	3.0	3.6	4.6	5.5	6.8	8.2	9.8	12.4	14.9	17.8	24.8	29.7	37.1	40	40	40	40	40	40
			18.3	22.4	30.6	36.7	46.9	56.1	69.3	83.6	100	126	152	181	253	303	378	400	400	400	400	400	400
6RK120GU-SM			1.8	2.1	3.0	3.5	4.4	5.3	6.7	8.0	9.6	12.0	14.5	17.3	24.1	28.9	36.1	40	40	40	40	40	40
			18.3	21.4	30.6	35.7	44.8	54.0	68.3	81.6	97.9	122	148	176	245	295	368	400	400	400	400	400	400

■容许悬挂负载 · 容许轴向负载
PERMISSIBLE OVERHUNG LOAD AND THRUST LOAD

电动机（圆轴型）→217页　　Motor (Round Shaft) →P217
减速器→217页　　Gearhead→P217

■减速器的容许负载惯性惯量J
PERMISSIBLE LOAD INERTIA J FOR GEARHEAD

→218页→P218

■起动、制动特性(参考值)
STARING AND BRAKE CHARACTERISTICS(REFERENCE VALUES)

●单相电动机Single-phase Motor

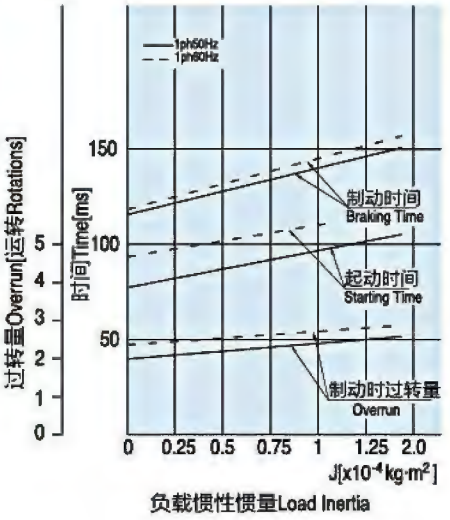

●三相电动机Three-phase Motor

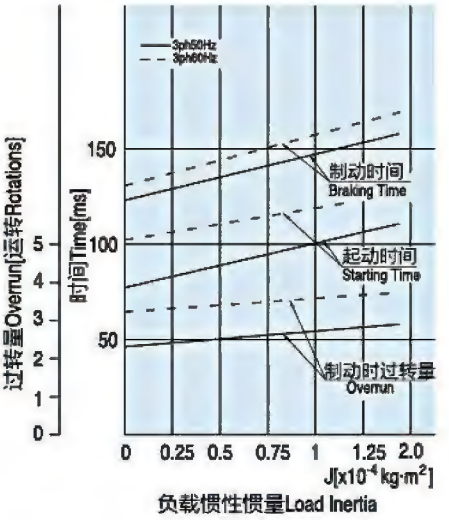

■外形图（单位 mm）
DIMENSIONS(Unit mm)

减速器附有安装用螺丝

Mounting screws are included with gearhead.

●导线型 Lead wiring Type

重量 Weight: 电动机 Motor 5.65kg 减速器 Gearhead 2.1kg

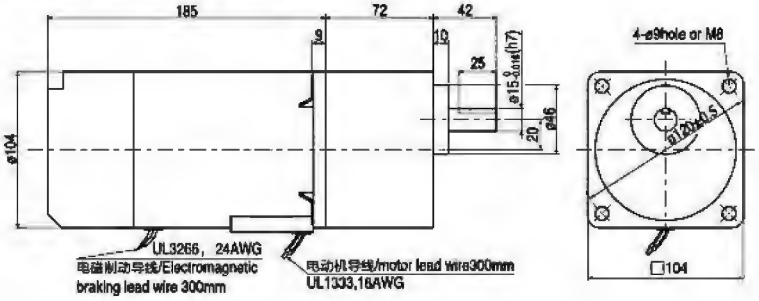

电动机型号 Motor Model	减速器型号 Gearhead Model	减速比 Gear Ratio	L1
6RK120GU-AM 6RK120GU-EM 6RK120GU-CM 6RK120GU-HM 6RK120GU-SM	6GU□K	3~200	72

●减速器型号的□中为减速比的数值

●Enter the gear ratio in the box (□) within the model name

●圆轴型的转轴部分Shaft Section of Round Shaft Type

除重量及轴部外，电动机外形与齿轮轴相同

Excluding weight and the shaft section Motor shape are the same as those of the pinion shaft

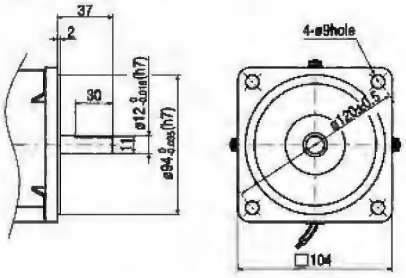

●键·键槽（减速器附件）

Key·keywa (The key is included with the gearhead)

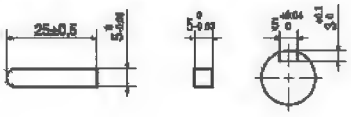

●电容器外形尺寸 Formal Dimension of Capacitor

型号 Model		电容器型号 Capacitor Model	L	W	H
齿轮轴型 Pinion Shaft	圆轴型 Round Shaft				
6RK120GU-AM	6RK120A-AM	ZD350CFAUL	59	30	42
6RK120GU-EM	6RK120A-EM	ZD250CFAUL	59	30	42
6RK120GU-CM	6RK120A-CM	ZD80BFAUL	48	27	38

●常规电容器出线为引线，也可根据客户要求配置插片式187#

●Note: Conventional capacitor is a lead wire type.Inserted 187# is optional

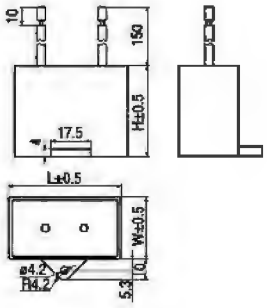

■连接图CONNECTION DIAGRAMS

●运转方向指从电动机轴看来的方向。CW表示顺时针方向，CCW表示逆时针方向。
●表中所记品名为齿轮轴型，圆轴型亦同。
●The direction of motor rotation is as viewed from the shaft end of motor.
CW represents the clockwise direction, while CCW represents the counterclockwise direction.
●Name indicated in the list is pinion shaft type, also valid for the equivalent round.

单相电动机 Single-phase Motor

6RK120GU-AM、6RK120GU-EM、6RK120GU-CM、6RK120GU-HM

●SW1为电动机的运行/停止及电磁制动操作开关。（连动）●SW1设定ON时，电磁制动解除，电动机开始运作。
●SW1设定期OFF时，电动机停止，电磁制动开始工作。
●在电动机停止状态下解除电磁制动时，应将SW1设定为非连动，而仅将□色导线侧的接触点设定ON.
●运转方向●将SW2转换至CW侧时，电动机作顺时针方向运转。●将SW2转换至CWW侧时，电动机作逆时针方向运转。
●SW1 operates both motor and electromagnetic brake action. (Switched Simultaneously)
●The motor will rotate when SW1 is switched simultaneously to ON
●When SW1 is switched simultaneously to OFF,the motor is stopped, set the electromagnetic brake and holds the load.
●If you wish to release the brake while the motor is stopped, set the SW1 to be off and connection point at the side of black lead to be on.
●Direction of Rotation. ●To rotate the motor in a clockwise (CW) dirction, turn SW2 to CW. ●To rotate the motor in a counterclockwise (CCW) direction,turn SW2 to CCW.

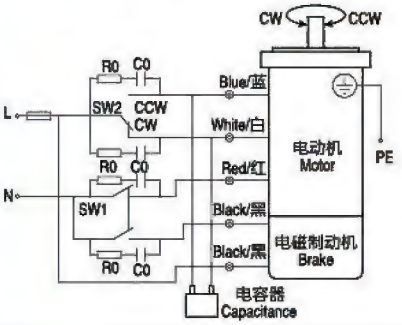

开关号码 Switch NO.	开关的接触点容量Contact capacity switch		参考 Note
	单相100V、110/120V输入 Single-Phase 100VAC, 110/120VAC Input	单相220V、230V输入 Single-Phase 200VAC, 220/230VAC Input	
SW1	AC125V 8A以上（感应负载） 125 VAC 8A minimum (Inductive Load)	AC250V 8A以上（感应负载） 250 VAC 8A minimum (Inductive Load)	连动Switched Simultaneously
SW2			

三相电动机 Theree-phase Motor

6RK120GU-SM

●SW1为电动机的运行/停止及电磁制动操作开关。（连动）●SW1设定ON时，电磁制动解除，电动机开始运作。
●SW1设定期OFF时，电动机停止，电磁制动开始工作。
●在电动机停止状态下解除电磁制动时，应将SW1设定为非连动，而仅将　色导线侧的接触点设定ON.
●运转方向●若对换R、S、T中任意二条，电动机会逆时针方向运转
●SW1 operates both motor and electromagnetic brake action.(Switched Simultaneously)
●The motor will rotate when SW1 is switched simultaneously to ON
●When SW1 is switched simultaneously to OFF,the moto is stopped, set the electromagnetic brake and holds the load.
●If you wish to release the brake while the motor is stopped, set the SW1 to off and connection point at the side of black lead to on.
●Direction of Rotation. ●To change the rotation direction, change any two connections among R,S and T.

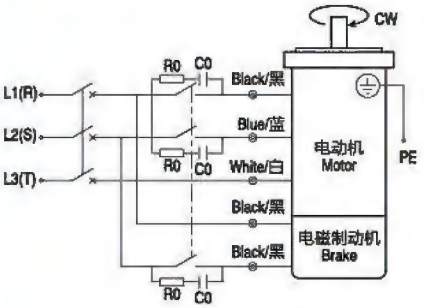

开关号码 Switch NO.	开关的接触点容量Contact capacity switch	参考 Note
SW1	AC250V 1.5A以上（感应负载） AC250 VAC 1.5A minimum (Inductive Load)	连动Switched Simultaneously

●请注意 Note:

●R0C0为吸收电涌电压用CR电路。[R0=5~200Ω C0=0.1~0.2μF、200WV(400WV)]
●请使用选购配件EPCR1201-2
●R0 and C0 indicate surge suppressor circuit.[R0=5~200Ω C0=0.1~0.2μF, 200WV(400WV)]
●EPCR1201-2 is available as an optional surge suppressor.

POWER OFF ACTIVATED TYPE ELECTROMAGNEIC BRAKE MOTORS
无励磁动作型电磁制动电动机
140W
□104mm

规格 / 电动机 SPECS / MOTOR

没有内藏简易制动This type of motor does not contain a built-in simple brake mechanism.

品名Model 机型Type 导线型 Lead Wire Type		额定 Rating	输出功率 Output power W	电压 Voltage V	频率 Frequency Hz	电流 Current A	启动转矩 Starting Torque mN.m	额定转矩 Rated Torque mN.m	额定转速 Rated Speed r/min	电容器容量 Capacitor μF
齿轮轴型 Pinion Shaft	圆轴型 Round Shaft									
6RK140GU-AM	6RK140A-AM	30min	140	1ph100	50	2.7	700	1080	1250	35.0
					60	3.0		870	1550	
6RK140GU-EM	6RK140A-EM	30min	140	1ph110	60	1.80	700	850	1550	25
				1ph120		1.95				
6RK140GU-CM	6RK140A-CM	30min	140	1ph220	50	1.05	850	1040	1250	10.0
				1ph230		1.15				
6RK140GU-HM	6RK140A-HM	30min	140	1ph220	60	1.05	750	850	1550	
				1ph230		1.15				
6RK140GU-SM	6RK140A-SM	30min	140	3ph220	50	0.85	2700	1080	1250	-
					60	0.75	2200	870	1550	

●各种安全规格以电动机铭牌上的型号取得认定。●㊤:内藏热保护装置（自动复位型）。在电机因某种原因过热时会自行起动使电动机停止。●电动机温度下降后恢复运行，故在进行检查作业时请务必事先切断电源。

●When the motor is approved under various safety standards, the model name on the nameplate is the approved model name. ●Contains a built-in thermal protector (automatic return).If a motor overheats for any reason, the thermal protctor is opened and the motor stops. ●When the motor temperature drops, the thermal protector closes and the motor restarts. Be sure to turn the motor off before inspecting.

种类 TYPE

●电动机 MOTOR

机型 Type	型号 Model	
	齿轮轴型 Pinion Shaft	圆轴型 Round Shaft
导线型 Lead Wire Type	6RK140GU-AM	6RK140A-AM
	6RK140GU-EM	6RK140A-EM
	6RK140GU-CM	6RK140A-CM
	6RK140GU-HM	6RK140A-HM
	6RK140GU-SM	6RK140A-SM

●平行轴减速器(另售) PARALLEL SHAFT GEARHEAD (SOLD SEPARATELY)

减速器种类 Gearhead Type	减速器型号 Gearhead Model	减速比 Gear Ratio
长寿命・低噪音 Long Life・Low Noise	6GU□K	3、3.6、5、6、7.5、9、12.5、15、18、25、30、36、50、60、75、90、100、120、150、180、200

●减速器型号的□中为减速比的数值

●Enter the gear ratio in the box (□) within the model name

■装有减速器时的容许转矩
ALLOWABLE TORQUE WHEN BEING WITH GEARHEAD

- 减速器·中间减速器另售
- 减速器型号的□中为减速比的数值。
- □色表示与电动机同一方向运转，其他则为相反方向。
- 转速是以电动机的同步转速 (50Hz: 1500r/min、60Hz: 1800r/min) 为基准除以减速比而算出来的数值。实际转速将随负载大小变化而比所示数值减少2%~20%左右。
- Gearhead and mid-gearbox can be sold separately.
- Enter the gear ratio in the box (□) within the model name.
- The colored background □ indicates the same rotating direction of the motor while the rotating direction of others are opposite.
- The speed is calculated by dividing the motor's synchronous speed (50Hz: 1500r/min、60Hz: 1800r/min) by the gear ratio. The actual speed is 2%~20% less than the displayed value, depending on the size of the load.

容许力矩单位 Allowance Torque Unit：上段 Upside（N.m）/下段 Belowside（kgf.cm）

机型Type 电动机/减速器 Motor/Gearhead	减速比Gear Ratio		3	3.6	5	6	7.5	9	12.5	15	18	25	30	36	50	60	75	90	100	120	150	180	200
	转速Speed r/min	50Hz	500	417	300	250	200	166	120	100	83	60	50	41	30	25	20	16	15	12.5	10	8.3	7.5
6RK140GU-AM	6GU□K	50Hz	2.6	3.1	4.4	5.2	6.6	7.9	9.9	11.8	14.2	17.8	21.4	25.7	35.6	40	40	40	40	40	40	40	40
6RK140GU-SM			26.5	31.6	44.8	53.0	67.3	80.6	101	120	144	181	218	262	263	400	400	400	400	400	400	400	400
6RK140GU-CM			2.5	3.0	4.2	5.1	6.3	7.6	9.5	11.4	13.7	17.2	20.6	24.7	34.3	40	40	40	40	40	40	40	40
			25.5	30.6	42.8	52.0	63.2	77.5	96.9	116	139	175	210	252	349	400	400	400	400	400	400	400	400

容许力矩单位 Allowance Torque Unit：上段 Upside（N.m）/下段 Belowside（kgf.cm）

机型Type 电动机/减速器 Motor/Gearhead	减速比Gear Ratio		3	3.6	5	6	7.5	9	12.5	15	18	25	30	36	50	60	75	90	100	120	150	180	200
	转速Speed r/min	60Hz	600	500	360	300	240	200	144	120	100	72	60	50	36	30	24	20	18	15	12	10	9
6RK140GU-AM	6GU□K	60Hz	2.1	2.5	3.5	4.2	5.3	6.3	7.9	9.5	11.4	14.4	17.2	20.7	28.7	34.5	40	40	40	40	40	40	40
6RK140GU-HM			21.4	25.5	35.7	42.8	54.0	64.2	80.6	96.9	116	147	175	211	292	352	400	400	400	400	400	400	400
6RK140GU-SM			2.1	2.5	3.4	4.1	5.2	6.2	7.8	9.3	11.2	14.0	16.8	20.2	28.0	33.7	40	40	40	40	40	40	40
6RK140GU-EM			21.4	25.5	34.6	41.8	53.0	63.2	79.5	94.8	114	142	171	206	285	343	400	400	400	400	400	400	400

■容许悬挂负载・容许轴向负载
PERMISSIBLE OVERHUNG LOAD AND THRUST LOAD

电动机（圆轴型）→217页　　Motor (Round Shaft) →P217
减速器→217页　　Gearhead→P217

■减速器的容许负载惯性惯量J
PERMISSIBLE LOAD INERTIA J FOR GEARHEAD

→218页→P218

■起动、制动特性(参考值)
STARING AND BRAKE CHARACTERISTICS(REFERENCE VALUES)

●单相电动机Single-phase Motor

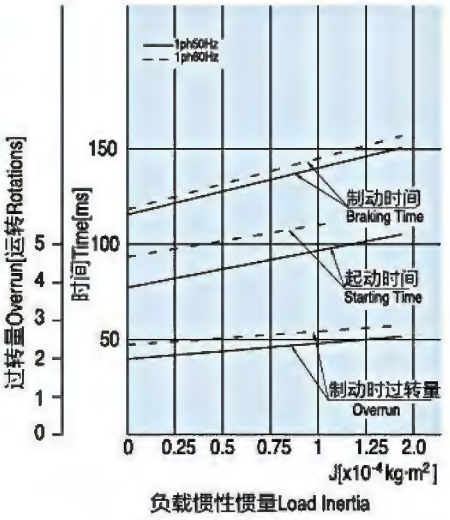

●三相电动机Three-phase Motor

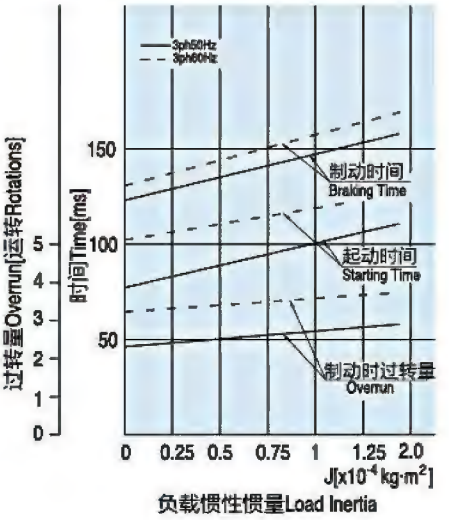

■外形图（单位 mm）
DIMENSIONS(Unit mm)

减速器附有安装用螺丝

Mounting screws are included with gearhead.

●导线型 Lead wiring Type

重量 Weight: 电动机 Motor 5.85kg 减速器 Gearhead 2.1kg

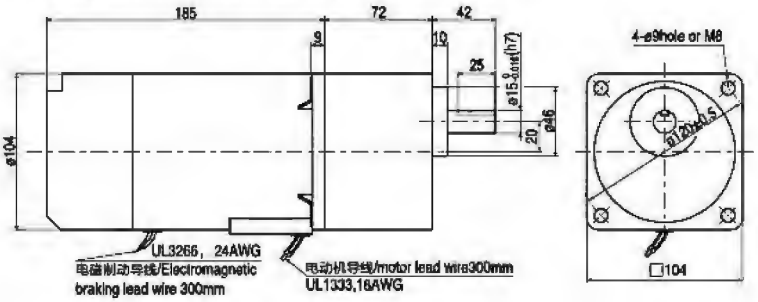

电动机型号 Motor Model	减速器型号 Gearhead Model	减速比 Gear Ratio	L1
6RK140GU-AM 6RK140GU-EM 6RK140GU-CM 6RK140GU-HM 6RK140GU-SM	6GU□K	3~200	72

●减速器型号的□中为减速比的数值

●Enter the gear ratio in the box (□) within the model name

●圆轴型的转轴部分Shaft Section of Round Shaft Type

除重量及轴部外，电动机外形与齿轮轴相同

Excluding weight and the shaft section Motor shape are the same as those of the pinion shaft

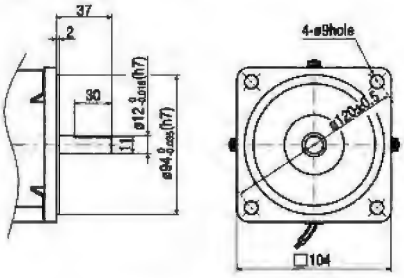

●键·键槽（减速器附件）

Key·keywa (The key is included with the gearhead)

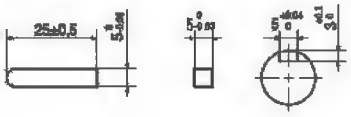

●电容器外形尺寸 Formal Dimension of Capacitor

型号 Model		电容器型号 Capacitor Model	L	W	H
齿轮轴型 Pinion Shaft	圆轴型 Round Shaft				
6RK140GU-AM	6RK140A-AM	ZD350CFAUL	59	30	42
6RK140GU-EM	6RK140A-EM	ZD250CFAUL	59	30	42
6RK140GU-CM	6RK140A-CM	ZD100BFAUL	58	26	38

●常规电容器出线为引线，也可根据客户要求配置插片式187#

●Note: Conventional capacitor is a lead wire type.Inserted 187# is optional

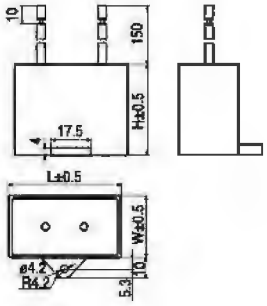

连接图CONNECTION DIAGRAMS

●运转方向指从电动机轴看来的方向。CW表示顺时针方向，CCW表示逆时针方向。
●表中所记品名为齿轮轴型，圆轴型亦同。
●The direction of motor rotation is as viewed from the shaft end of motor.
CW represents the clockwise direction, while CCW represents the counterclockwise direction.
●Name indicated in the list is pinion shaft type, also valid for the equivalent round.

单相电动机 Single-phase Motor

6RK140GU-AM、6RK140GU-EM、6RK140GU-CM、6RK140GU-HM

●SW1为电动机的运行/停止及电磁制动操作开关。（连动）●SW1设定ON时，电磁制动解除，电动机开始运作。
●SW1设定期OFF时，电动机停止，电磁制动开始工作。
●在电动机停止状态下解除电磁制动时，应将SW1设定为非连动，而仅将□色导线侧的接触点设定ON.
●运转方向●将SW2转换至CW侧时，电动机作顺时针方向运转。●将SW2转换至CWW侧时，电动机作逆时针方向运转。
●SW1 operates both motor and electromagnetic brake action. (Switched Simultaneously)
●The motor will rotate when SW1 is switched simultaneously to ON
●When SW1 is switched simultaneously to OFF,the motor is stopped, set the electromagnetic brake and holds the load.
●If you wish to release the brake while the motor is stopped, set the SW1 to be off and connection point at the side of black lead to be on.
●Direction of Rotation. ●To rotate the motor in a clockwise (CW) dirction, turn SW2 to CW. ●To rotate the motor in a counterclockwise (CCW) direction,turn SW2 to CCW.

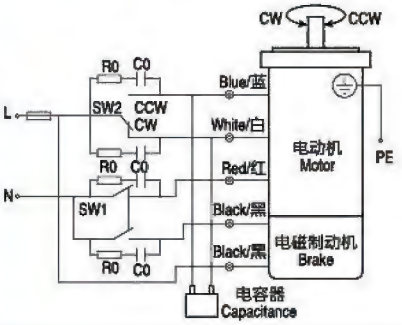

开关号码 Switch NO.	开关的接触点容量Contact capacity switch		参考 Note
	单相100V、110/120V输入 Single-Phase 100VAC, 110/120VAC Input	单相220V、230V输入 Single-Phase 200VAC, 220/230VAC Input	
SW1	AC125V 8A以上（感应负载） 125 VAC 8A minimum (Inductive Load)	AC250V 8A以上（感应负载） 250 VAC 8A minimum (Inductive Load)	连动Switched Simultaneously
SW2			

三相电动机 Theree-phase Motor

6RK140GU-SM

●SW1为电动机的运行/停止及电磁制动操作开关。（连动）●SW1设定ON时，电磁制动解除，电动机开始运作。
●SW1设定期OFF时，电动机停止，电磁制动开始工作。
●在电动机停止状态下解除电磁制动时，应将SW1设定为非连动，而仅将 色导线侧的接触点设定ON.
●运转方向●若对换R、S、T中任意二条，电动机会逆时针方向运转
●SW1 operates both motor and electromagnetic brake action.(Switched Simultaneously)
●The motor will rotate when SW1 is switched simultaneously to ON
●When SW1 is switched simultaneously to OFF,the moto is stopped, set the electromagnetic brake and holds the load.
●If you wish to release the brake while the motor is stopped, set the SW1 to off and connection point at the side of black lead to on.
●Direction of Rotation. ●To change the rotation direction, change any two connections among R,S and T.

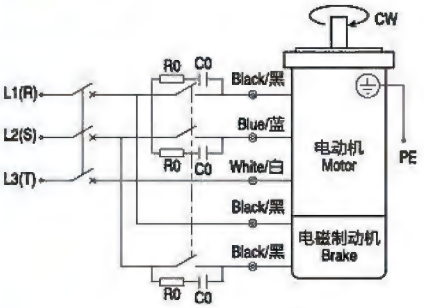

开关号码 Switch NO.	开关的接触点容量Contact capacity switch	参考 Note
SW1	AC250V 1.5A以上（感应负载） AC250 VAC 1.5A minimum (Inductive Load)	连动Switched Simultaneously

●请注意 Note:

●R0C0为吸收电涌电压用CR电路。[R0=5~200Ω C0=0.1~0.2μF、200WV(400WV)]
●请使用选购配件EPCR1201-2
●R0 and C0 indicate surge suppressor circuit.[R0=5~200Ω C0=0.1~0.2μF, 200WV(400WV)]
●EPCR1201-2 is available as an optional surge suppressor.

POWER OFF ACTIVATED TYPE ELECTROMAGNEIC BRAKE MOTORS
无励磁动作型电磁制动电动机
180W
□104mm

规格 / 电动机 SPECS / MOTOR

没有内藏简易制动This type of motor does not contain a built-in simple brake mechanism.

品名Model 机型Type 导线型 Lead Wire Type		额定 Rating	输出功率 Output power W	电压 Voltage V	频率 Frequency Hz	电流 Current A	启动转矩 Starting Torque mN.m	额定转矩 Rated Torque mN.m	额定转速 Rated Speed r/min	电容器容量 Capacitor μF
齿轮轴型 Pinion Shaft	圆轴型 Round Shaft									
6RK180GU-AM	6RK180A-AM	30min	180	1ph100	50	3.2	900	1385	1250	45
					60	3.5		1120	1550	
6RK180GU-EM	6RK180A-EM	30min	180	1ph110	60	2.75	850	1120	1550	35
				1ph120		2.65				
6RK180GU-CM	6RK180A-CM	30min	180	1ph220	50	1.40	1100	1385	1250	12
				1ph230						
6RK180GU-HM	6RK180A-HM	30min	180	1ph220	60	1.40	1000	1120	1550	
				1ph230						
6RK180GU-SM	6RK180A-SM	30min	180	3ph220	50	1.20	3400	1385	1250	-
					60	1.00	2700	1120	1550	

●各种安全规格以电动机铭牌上的型号取得认定。●㊤:内藏热保护装置（自动复位型）。在电机因某种原因过热时会自行起动使电动机停止。●电动机温度下降后恢复运行，故在进行检查作业时请务必事先切断电源。

●When the motor is approved under various safety standards, the model name on the nameplate is the approved model name. ●Contains a built-in thermal protector (automatic return).If a motor overheats for any reason, the thermal protctor is opened and the motor stops. ●When the motor temperature drops, the thermal protector closes and the motor restarts. Be sure to turn the motor off before inspecting.

种类 TYPE

●电动机 MOTOR

机型 Type	型号 Model	
	齿轮轴型 Pinion Shaft	圆轴型 Round Shaft
导线型 Lead Wire Type	6RK180GU-AM	6RK180A-AM
	6RK180GU-EM	6RK180A-EM
	6RK180GU-CM	6RK180A-CM
	6RK180GU-HM	6RK180A-HM
	6RK180GU-SM	6RK180A-SM

●平行轴减速器(另售) PARALLEL SHAFT GEARHEAD (SOLD SEPARATELY)

减速器种类 Gearhead Type	减速器型号 Gearhead Model	减速比 Gear Ratio
长寿命 · 低噪音 Long Life · Low Noise	6GU□K	3、3.6、5、6、7.5、9、12.5、15、18、25、30、36、50、60、75、90、100、120、150、180、200

●减速器型号的□中为减速比的数值

●Enter the gear ratio in the box (□) within the model name

■装有减速器时的容许转矩
ALLOWABLE TORQUE WHEN BEING WITH GEARHEAD

- 减速器·中间减速器另售
- 减速器型号的□中为减速比的数值。
- □色表示与电动机同一方向运转，其他则为相反方向。
- 转速是以电动机的同步转速 (50Hz: 1500r/min、60Hz: 1800r/min) 为基准除以减速比而算出来的数值。实际转速将随负载大小变化而比所示数值减少2%~20%左右。
- Gearhead and mid-gearbox can be sold separately.
- Enter the gear ratio in the box (□) within the model name.
- The colored background □ indicates the same rotating direction of the motor while the rotating direction of others are opposite.
- The speed is calculated by dividing the motor's synchronous speed (50Hz: 1500r/min、60Hz: 1800r/min) by the gear ratio. The actual speed is 2%~20% less than the displayed value, depending on the size of the load.

容许力矩单位 Allowance Torque Unit：上段 Upside（N.m）/下段 Belowside（kgf.cm）

机型Type 电动机/减速器 Motor/Gearhead	减速比Gear Ratio		3	3.6	5	6	7.5	9	12.5	15	18	25	30	36	50	60	75	90	100	120	150	180	200
	转速Speed r/min	50Hz	500	417	300	250	200	166	120	100	83	60	50	41	30	25	20	16	15	12.5	10	8.3	7.5
		60Hz	600	500	360	300	240	200	144	120	100	72	60	50	36	30	24	20	18	15	12	10	9
6RK180GU-AM 6RK180GU-EM 6RK180GU-CM 6RK180GU-HM 6RK180GU-SM	6GU□K	50Hz	3.4	4.0	5.6	6.7	8.4	10.1	12.6	15.2	18.2	22.8	27.4	32.9	40	40	40	40	40	40	40	40	40
			34.6	40.8	57.1	68.3	85.6	103	128	155	185	232	279	335	400	400	400	400	400	400	400	400	400
		60Hz	2.7	3.3	4.5	5.4	6.8	8.2	10.2	12.3	14.7	18.5	22.2	26.6	37	40	40	40	40	40	40	40	40
			27.5	33.6	45.9	55.1	69.3	83.6	104	125	150	188	226	271	377	400	400	400	400	400	400	400	400

■容许悬挂负载·容许轴向负载
PERMISSIBLE OVERHUNG LOAD AND THRUST LOAD

电动机（圆轴型）→217页　　Motor (Round Shaft) →P217
减速器→217页　　Gearhead→P217

■减速器的容许负载惯性惯量J
PERMISSIBLE LOAD INERTIA J FOR GEARHEAD

→218页→P218

■起动、制动特性(参考值)
STARING AND BRAKE CHARACTERISTICS(REFERENCE VALUES)

●单相电动机Single-phase Motor

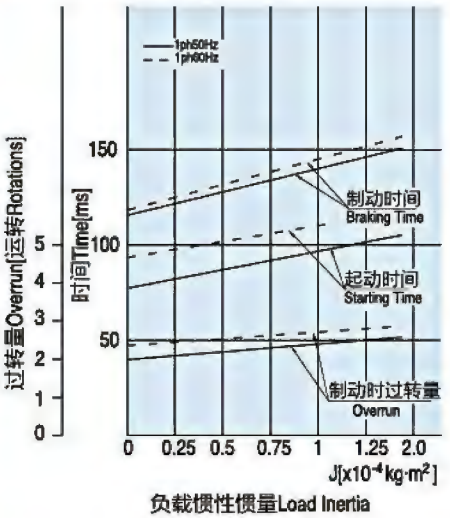

●三相电动机Three-phase Motor

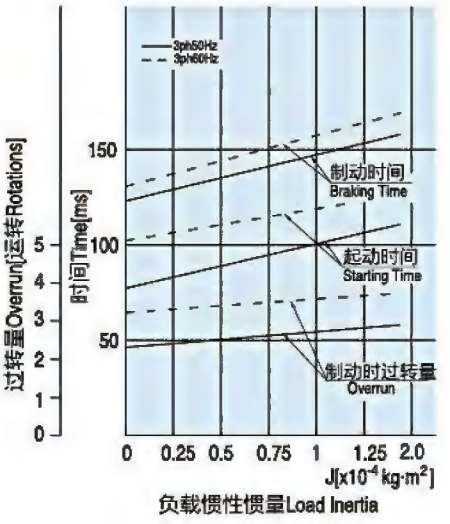

■外形图（单位 mm）
DIMENSIONS(Unit mm)

减速器附有安装用螺丝

Mounting screws are included with gearhead.

●导线型 Lead wiring Type

重量 Weight: 电动机 Motor 5.9kg 减速器 Gearhead 7.1kg

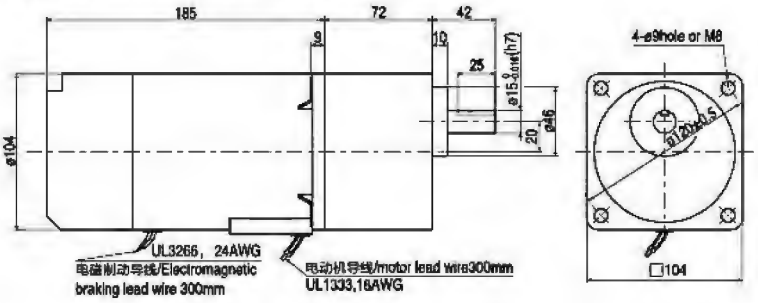

电动机型号 Motor Model	减速器型号 Gearhead Model	减速比 Gear Ratio	L1
6RK180GU-AM 6RK180GU-EM 6RK180GU-CM 6RK180GU-HM 6RK180GU-SM	6GU□K	3–200	72

●减速器型号的□中为减速比的数值

●Enter the gear ratio in the box (□) within the model name

●圆轴型的转轴部分Shaft Section of Round Shaft Type

除重量及轴部外，电动机外形与齿轮轴相同

Excluding weight and the shaft section Motor shape are the same as those of the pinion shaft

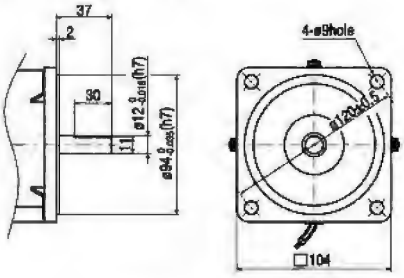

●键·键槽（减速器附件）

Key·keywa (The key is included with the gearhead)

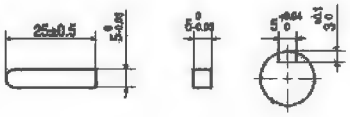

●电容器外形尺寸 Formal Dimension of Capacitor

型号 Model		电容器型号 Capacitor Model	L	W	H
齿轮轴型 Pinion Shaft	圆轴型 Round Shaft				
6RK180GU-AM	6RK180A-AM	ZD450CFAUL	59	30	42
6RK180GU-EM	6RK180A-EM	ZD350CFAUL	59	30	42
6RK180GU-CM	6RK180A-CM	ZD120BFAUL	58	30	40

●常规电容器出线为引线，也可根据客户要求配置插片式187#

●Note: Conventional capacitor is a lead wire type.Inserted 187# is optional

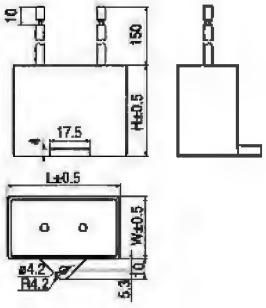

连接图CONNECTION DIAGRAMS

●运转方向指从电动机轴看来的方向。CW表示顺时针方向，CCW表示逆时针方向。
●表中所记品名为齿轮轴型，圆轴型亦同。
●The direction of motor rotation is as viewed from the shaft end of motor.
CW represents the clockwise direction, while CCW represents the counterclockwise direction.
●Name indicated in the list is pinion shaft type, also valid for the equivalent round.

单相电动机 Single-phase Motor

6RK180GU-AM、6RK180GU-EM、6RK180GU-CM、6RK180GU-HM

●SW1为电动机的运行/停止及电磁制动操作开关。（连动）●SW1设定ON时，电磁制动解除，电动机开始运作。
●SW1设定期OFF时，电动机停止，电磁制动开始工作。
●在电动机停止状态下解除电磁制动时，应将SW1设定为非连动，而仅将□色导线侧的接触点设定ON.
●运转方向●将SW2转换至CW侧时，电动机作顺时针方向运转。●将SW2转换至CWW侧时，电动机作逆时针方向运转。
●SW1 operates both motor and electromagnetic brake action. (Switched Simultaneously)
●The motor will rotate when SW1 is switched simultaneously to ON
●When SW1 is switched simultaneously to OFF,the motor is stopped, set the electromagnetic brake and holds the load.
●If you wish to release the brake while the motor is stopped, set the SW1 to be off and connection point at the side of black lead to be on.
●Direction of Rotation. ●To rotate the motor in a clockwise (CW) dirction, turn SW2 to CW. ●To rotate the motor in a counterclockwise (CCW) direction,turn SW2 to CCW.

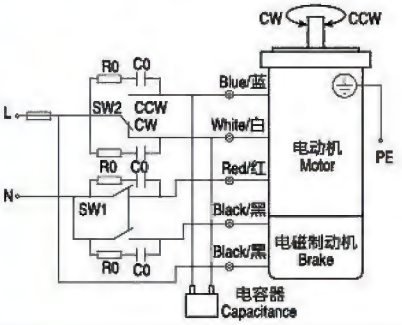

开关号码 Switch NO.	开关的接触点容量Contact capacity switch		参考 Note
	单相100V、110/120V输入 Single-Phase 100VAC, 110/120VAC Input	单相220V、230V输入 Single-Phase 200VAC, 220/230VAC Input	
SW1	AC125V 8A以上（感应负载） 125 VAC 8A minimum (Inductive Load)	AC250V 8A以上（感应负载） 250 VAC 8A minimum (Inductive Load)	连动Switched Simultaneously
SW2			

三相电动机 Theree-phase Motor

6RK180GU-SM

●SW1为电动机的运行/停止及电磁制动操作开关。（连动）●SW1设定ON时，电磁制动解除，电动机开始运作。
●SW1设定期OFF时，电动机停止，电磁制动开始工作。
●在电动机停止状态下解除电磁制动时，应将SW1设定为非连动，而仅将　色导线侧的接触点设定ON.
●运转方向●若对换R、S、T中任意二条，电动机会逆时针方向运转
●SW1 operates both motor and electromagnetic brake action.(Switched Simultaneously)
●The motor will rotate when SW1 is switched simultaneously to ON
●When SW1 is switched simultaneously to OFF,the moto is stopped, set the electromagnetic brake and holds the load.
●If you wish to release the brake while the motor is stopped, set the SW1 to off and connection point at the side of black lead to on.
●Direction of Rotation. ●To change the rotation direction, change any two connections among R,S and T.

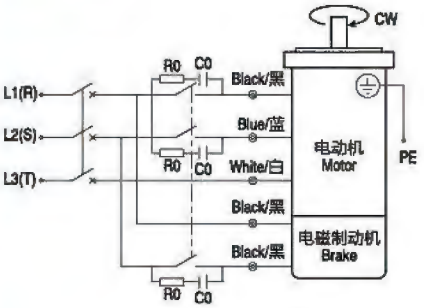

开关号码 Switch NO.	开关的接触点容量Contact capacity switch	参考 Note
SW1	AC250V 1.5A以上（感应负载） AC250 VAC 1.5A minimum (Inductive Load)	连动Switched Simultaneously

●请注意 Note:

●R0C0为吸收电涌电压用CR电路。[R0=5~200Ω C0=0.1~0.2μF、200WV(400WV)]
●请使用选购配件EPCR1201-2
●R0 and C0 indicate surge suppressor circuit.[R0=5~200Ω C0=0.1~0.2μF, 200WV(400WV)]
●EPCR1201-2 is available as an optional surge suppressor.

调速电动机 REVERSIBLE MOTORS

6W

□60mm

规格 / 连续额定 SPECS / CONTINUOUS RATING

品名Model 机型Type 导线型 Lead Wire Type		输出功率 Output power W	电压 Voltage V	频率 Frequency Hz	调速范围 Speed Control Range r/min	额定转矩 Rated Torque		启动转矩 Starting Torque mN.m	电流 Current A	电容器容量 Capacitor μF
齿轮轴型 Pinion Shaft	圆轴型 Round Shaft					120r/min mN.m	120r/min mN.m			
2IK6RGN-A	2IK6RA-A	6	1ph100	50	90~1400	50	30	35	0.260	3.5
				60	90~1700	50	29	35	0.280	
2IK6RGN-E	2IK6RA-E	6	1ph110	60	90~1700	50	29	30	0.200	2.0
			1ph120						0.230	
2IK6RGN-C	2IK6RA-C	6	1ph220	50	90~1400	55	29	35	0.150	0.8
			1ph230							
2IK6RGN-H	2IK6RA-H	6	1ph220	60	90~1700	55	29	35	0.150	
			1ph230							

●各种安全规格以电动机铭牌上的型号取得认定。

●When the motor is approved under various safety standards, the model name on the nameplate is the approved model name.

种类 TYPE

●电动机 MOTOR

机型 Type	型号 Model	
	齿轮轴型 Pinion Shaft	圆轴型 Round Shaft
导线型 Lead Wire Type	2IK6RGN-A	2IK6RA-A
	2IK6RGN-E	2IK6RA-E
	2IK6RGN-C	2IK6RA-C
	2IK6RGN-H	2IK6RA-H

●平行轴减速器(另售) PARALLEL SHAFT GEARHEAD (SOLD SEPARATELY)

减速器种类 Gearhead Type	减速器型号 Gearhead Model	减速比 Gear Ratio
长寿命·低噪音 Long Life · Low Noise	2GN□K	3、3.6、5、6、7.5、9、12.5、15、18、25、30、36、50、60、75、90、100、120、150、180、200
	2GN10XK (中间减速器Mid-gearbox)	

●减速器型号的□中为减速比的数值

●Enter the gear ratio in the box (□) within the model name

■装有减速器时的容许转矩
ALLOWABLE TORQUE WHEN BEING WITH GEARHEAD

- 减速器·中间减速器另售
- 减速器型号的□中为减速比的数值。
- □色表示与电动机同一方向运转，其他则为相反方向。
- 转速是以电动机的同步转速 (50Hz: 1500r/min、60Hz: 1800r/min) 为基准除以减速比而算出来的数值。实际转速将随负载大小变化而比所示数值减少2%~20%左右。
- 希望以大于下表的减速比进行进一步减速时，可在电动机与减速器之间安装减速比为10的中间减速器。这时的容许转矩为3N·m
- Gearhead and mid-gearbox can be sold separately.
- Enter the gear ratio in the box (□) within the model name.
- The colored background □ indicates the same rotating direction of the motor while the rotating direction of others are opposite.
- The speed is calculated by dividing the motor's synchronous speed (50Hz: 1500r/min、60Hz: 1800r/min) by the gear ratio. The actual speed is 2%~20% less than the displayed value, depending on the size of the load.
- To reduce the speed beyond the gear ratio in the table, attach a mid-gearbox (gear ratio: 10) between the gearhead and motor. In that case, the permissible torque is 3N·m.

容许力矩单位 Allowance Torque Unit：上段 Upside（N.m）/下段 Belowside（kgf.cm）

机型Type 电动机/减速器 Motor/Gearhead	减速比Gear Ratio		3	3.6	5	6	7.5	9	12.5	15	18	25	30	36	50	60	75	90	100	120	150	180	200
	转速Speed r/min	50Hz	500	417	300	250	200	166	120	100	83	60	50	41	30	25	20	16	15	12.5	10	8.3	7.5
		60Hz	600	500	360	300	240	200	144	120	100	72	60	50	36	30	24	20	18	15	12	10	9
2IK6RGN-A 2IK6RGN-E 2IK6RGN-C 2IK6RGN-H	2GN□K	50Hz	0.12	0.14	0.19	0.23	0.29	0.35	0.49	0.58	0.70	0.88	1.1	1.3	1.6	1.9	2.4	2.9	3	3	3	3	3
			1.22	1.43	1.94	2.35	2.96	3.57	5.0	5.92	7.14	8.98	11.2	13.3	16.3	19.4	24.5	29.6	30	30	30	30	30
		60Hz	0.10	0.12	0.16	0.19	0.24	0.29	0.41	0.49	0.58	0.73	0.88	1.1	1.3	1.6	2.0	2.4	2.6	3	3	3	3
			1.02	1.22	1.63	1.94	2.45	2.96	4.18	5.0	5.92	7.45	8.98	11.2	13.3	16.3	20.4	24.5	26.5	30	30	30	30

■容许悬挂负载·容许轴向负载
PERMISSIBLE OVERHUNG LOAD AND THRUST LOAD

电动机（圆轴型）→217页　　Motor (Round Shaft) →P217
减速器→217页　　Gearhead→P217

■减速器的容许负载惯性惯量J
PERMISSIBLE LOAD INERTIA J FOR GEARHEAD

→218页→P218

■外形图（单位 mm）
DIMENSIONS(Unit mm)

减速器附有安装用螺丝
Mounting screws are included with gearhead.

●导线型 Lead wiring Type

重量 Weight: 电动机 Motor 0.85kg 减速器 Gearhead 0.4kg

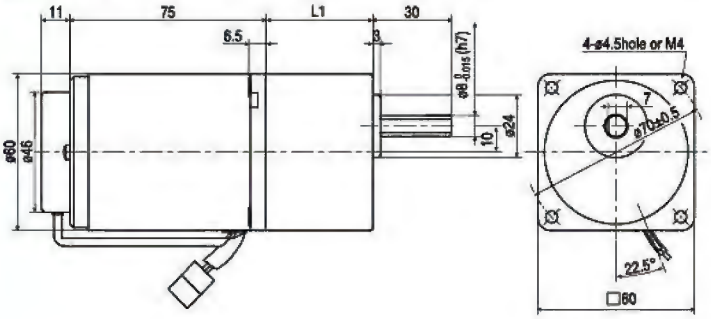

电动机型号 Motor Model	减速器型号 Gearhead Model	减速比 Gear Ratio	L1
2IK6RGN-A 2IK6RGN-E 2IK6RGN-C 2IK6RGN-H	2GN□K	3~18	32
		25~200	41

- 减速器型号的□中为减速比的数值
- Enter the gear ratio in the box (□) within the model name

● 圆轴型的转轴部分Shaft Section of Round Shaft Type

除重量及轴部外，电动机外形与齿轮轴相同

Excluding weight and the shaft section Motor shape are the same as those of the pinion shaft

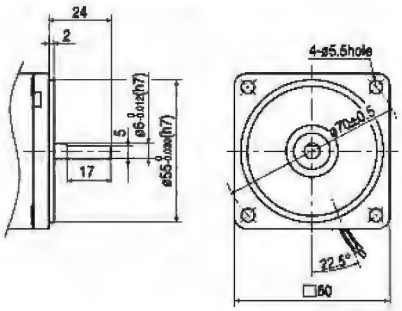

● 中间减速器 Mid-gearbox

可安装在GN齿轮轴型上

Can be connected to GN pinion Shaft type 2GN10XK

重量 Weight: 0.24kg

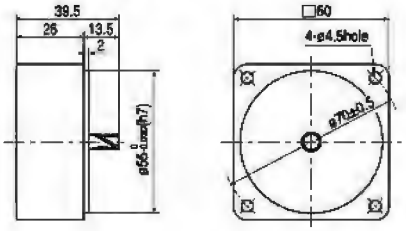

连接图CONNECTION DIAGRAMS

US型/US Type	SS型/SS Type
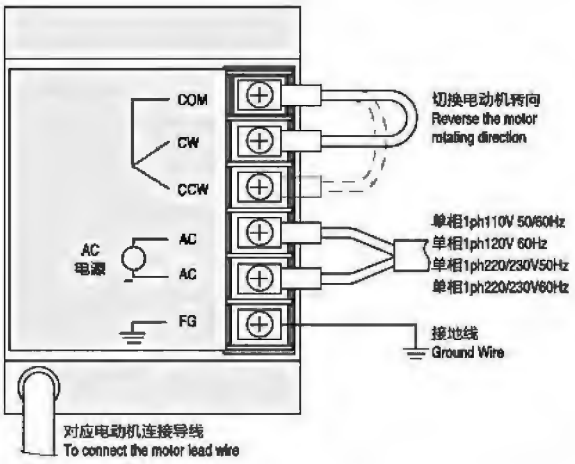	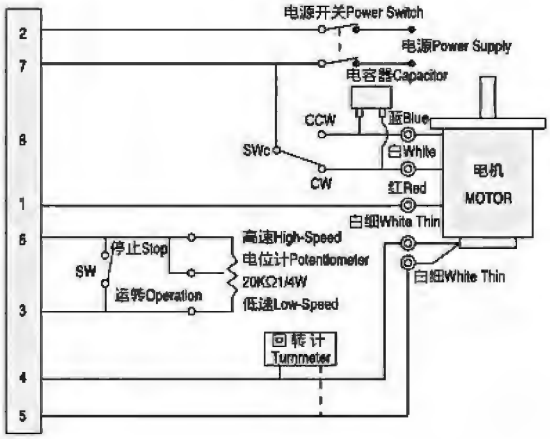

调速电动机 REVERSIBLE MOTORS

15W

□70mm

规格 / 连续额定 SPECS / CONTINUOUS RATING

品名Model 机型Type 导线型 Lead Wire Type		输出功率 Output power W	电压 Voltage V	频率 Frequency Hz	调速范围 Speed Control Range r/min	额定转矩 Rated Torque		启动转矩 Starting Torque mN.m	电流 Current A	电容器容量 Capacitor μF
齿轮轴型 Pinion Shaft	圆轴型 Round Shaft					120r/min mN.m	120r/min mN.m			
3IK15RGN-A	3IK15RA-A	15	1ph100	50	90~1400	120	35	55	0.42	6.0
				60	90~1700					
3IK15RGN-E	3IK15RA-E	15	1ph110	60	90~1700	125	35	55	0.42	5.0
			1ph120							
3IK15RGN-C	3IK15RA-C	15	1ph220	50	90~1400	120	35	54	0.26	1.2
			1ph230							
3IK15RGN-H	3IK15RA-H	15	1ph220	60	90~1700	85	35	52	0.26	
			1ph230			105		55		

●各种安全规格以电动机铭牌上的型号取得认定。

●When the motor is approved under various safety standards, the model name on the nameplate is the approved model name.

种类 TYPE

●电动机 MOTOR

机型 Type	型号 Model	
	齿轮轴型 Pinion Shaft	圆轴型 Round Shaft
导线型 Lead Wire Type	3IK15RGN-A	3IK15RA-A
	3IK15RGN-E	3IK15RA-E
	3IK15RGN-C	3IK15RA-C
	3IK15RGN-H	3IK15RA-H

●平行轴减速器(另售) PARALLEL SHAFT GEARHEAD (SOLD SEPARATELY)

减速器种类 Gearhead Type	减速器型号 Gearhead Model	减速比 Gear Ratio
长寿命·低噪音 Long Life · Low Noise	3GN□K	3、3.6、5、6、7.5、9、12.5、15、18、25、30、36、50、60、75、90、100、120、150、180、200
	3GN10XK (中间减速器Mid-gearbox)	

●减速器型号的□中为减速比的数值

●Enter the gear ratio in the box (□) within the model name

装有减速器时的容许转矩
ALLOWABLE TORQUE WHEN BEING WITH GEARHEAD

- 减速器·中间减速器另售。
- 减速器型号的□中为减速比的数值。
- ▭ 色表示与电动机同一方向运转，其他则为相反方向。
- 转速是以电动机的同步转速 (50Hz: 1500r/min、60Hz: 1800r/min) 为基准除以减速比而算出来的数值。实际转速将随负载大小变化而比所示数值减少2%~20%左右。
- 希望以大于下表的减速比进行进一步减速时，可在电动机与减速器之间安装减速比为10的中间减速器。这时的容许转矩为5N·m
- Gearhead and mid-gearbox can be sold separately.
- Enter the gear ratio in the box (□) within the model name.
- The colored background ▭ indicates the same rotating direction of the motor while the rotating direction of others are opposite.
- The speed is calculated by dividing the motor's synchronous speed (50Hz: 1500r/min、60Hz: 1800r/min) by the gear ratio. The actual speed is 2%~20% less than the displayed value, depending on the size of the load.
- To reduce the speed beyond the gear ratio in the table, attach a mid-gearbox (gear ratio: 10) between the gearhead and motor. In that case, the permissible torque is 5N·m.

容许力矩单位 Allowance Torque Unit：上段 Upside（N.m）/下段 Belowside（kgf.cm）

机型Type 电动机/减速器 Motor/Gearhead	减速比Gear Ratio		3	3.6	5	6	7.5	9	12.5	15	18	25	30	36	50	60	75	90	100	120	150	180	200
	转速Speed r/min	50Hz	500	417	300	250	200	166	120	100	83	60	50	41	30	25	20	16	15	12.5	10	8.3	7.5
		60Hz	600	500	360	300	240	200	144	120	100	72	60	50	36	30	24	20	18	15	12	10	9
3IK15RGN-A	3GN□K	50Hz	0.30	0.36	0.51	0.61	0.76	0.91	1.3	1.5	1.8	2.3	2.7	3.3	4.1	5	5	5	5	5	5	5	5
3IK15RGN-E			3.06	3.67	5.20	6.22	7.75	9.28	13.2	15.3	18.3	23.4	27.5	33.7	41.8	50	50	50	50	50	50	50	50
3IK15RGN-C		60Hz	0.26	0.31	0.43	0.51	0.64	0.77	1.1	1.3	1.5	1.9	2.3	2.8	3.5	4.2	5	5	5	5	5	5	5
3IK15RGN-H			2.65	3.16	4.38	5.20	6.53	7.85	11.2	13.2	15.3	19.3	23.4	28.5	35.7	42.8	50	50	50	50	50	50	50

容许悬挂负载・容许轴向负载
PERMISSIBLE OVERHUNG LOAD AND THRUST LOAD

电动机（圆轴型）→217页　　Motor (Round Shaft) →P217
减速器→217页　　Gearhead→P217

减速器的容许负载惯性惯量J
PERMISSIBLE LOAD INERTIA J FOR GEARHEAD

→218页→P218

外形图（单位 mm）
DIMENSIONS(Unit mm)

减速器附有安装用螺丝
Mounting screws are included with gearhead.

●导线型 Lead wiring Type

重量 Weight: 电动机 Motor 1.2kg 减速器 Gearhead 0.50kg

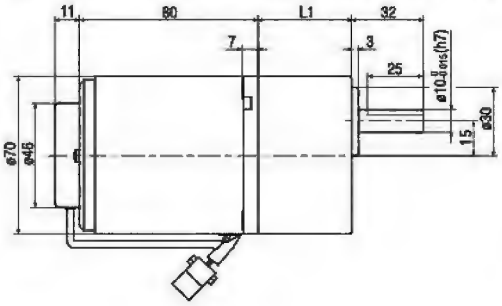

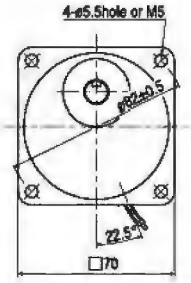

电动机型号 Motor Model	减速器型号 Gearhead Model	减速比 Gear Ratio	L1
3IK15RGN-A	3GN□K	3~18	32
3IK15RGN-E			
3IK15RGN-C		25~200	42
3IK15RGN-H			

- 减速器型号的□中为减速比的数值
- Enter the gear ratio in the box (□) within the model name

YKA TRANSMISSION MACHINE 宜嘉·全球动力专家

●键·键槽（减速器附件）
Key·keywa (The key is included with the gearhead)

●圆轴型的转轴部分Shaft Section of Round Shaft Type
除重量及轴部外，电动机外形与齿轮轴相同
Excluding weight and the shaft section Motor shape are the same as those of the pinion shaft

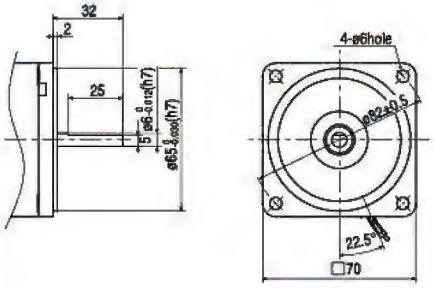

●中间减速器 Mid-gearbox
可安装在GN齿轮轴型上
Can be connected to GN pinion Shaft type 3GN10XK
重量 Weight: 0.31kg

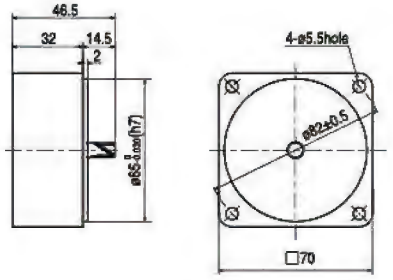

■连接图CONNECTION DIAGRAMS

US型/US Type	SS型/SS Type
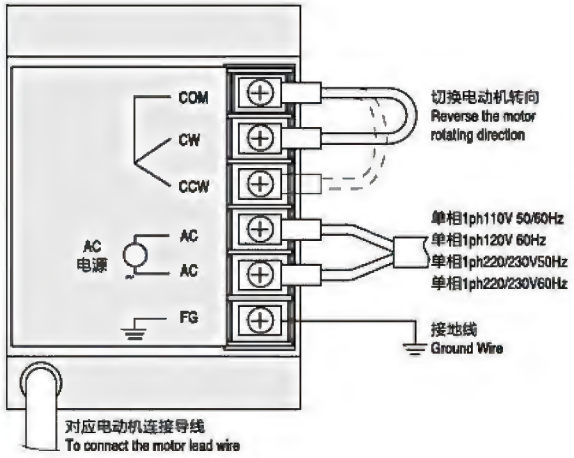	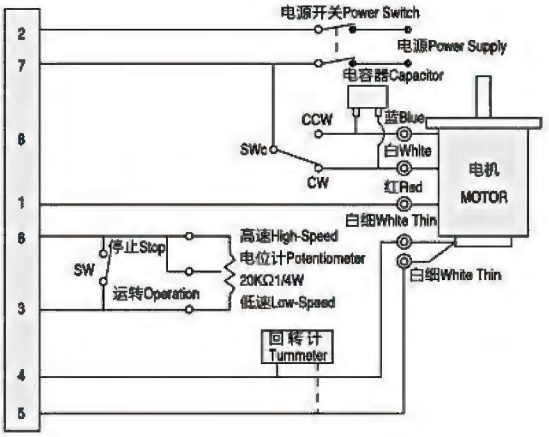

调速电动机 REVERSIBLE MOTORS

25W

□80mm

规格 / 连续额定 SPECS / CONTINUOUS RATING

品名Model 机型Type 导线型 Lead Wire Type		输出功率 Output power W	电压 Voltage V	频率 Frequency Hz	调速范围 Speed Control Range r/min	额定转矩 Rated Torque		启动转矩 Starting Torque mN.m	电流 Current A	电容器容量 Capacitor μF
齿轮轴型 Pinion Shaft	圆轴型 Round Shaft					120r/min mN.m	120r/min mN.m			
4IK25RGN-A	4IK25RA-A	25	1ph100	50	90~1400	190	47	88	0.75	8.0
				60	90~1700					
4IK25RGN-E	4IK25RA-E	25	1ph110	60	90~1700	190	50	105	0.75	7.0
			1ph120							
4IK25RGN-C	4IK25RA-C	25	1ph220	50	90~1400	190	47	88	0.35	1.8
			1ph230							
4IK25RGN-H	4IK25RA-H	25	1ph220	60	90~1700	190	45	88	0.33	
			1ph230							

●各种安全规格以电动机铭牌上的型号取得认定。

●When the motor is approved under various safety standards, the model name on the nameplate is the approved model name.

种类 TYPE

●电动机 MOTOR

机型 Type	型号 Model	
	齿轮轴型 Pinion Shaft	圆轴型 Round Shaft
导线型 Lead Wire Type	4IK25RGN-A	4IK25RA-A
	4IK25RGN-E	4IK25RA-E
	4IK25RGN-C	4IK25RA-C
	4IK25RGN-H	4IK25RA-H

●平行轴减速器(另售) PARALLEL SHAFT GEARHEAD (SOLD SEPARATELY)

减速器种类 Gearhead Type	减速器型号 Gearhead Model	减速比 Gear Ratio
长寿命·低噪音 Long Life · Low Noise	4GN□K	3、3.6、5、6、7.5、9、12.5、15、18、25、30、36、50、60、75、90、100、120、150、180、200
	4GN10XK (中间减速器Mid-gearbox)	

●减速器型号的□中为减速比的数值

●Enter the gear ratio in the box (□) within the model name

装有减速器时的容许转矩
ALLOWABLE TORQUE WHEN BEING WITH GEARHEAD

- 减速器·中间减速器另售
- 减速器型号的□中为减速比的数值。
- ▭ 色表示与电动机同一方向运转，其他则为相反方向。
- 转速是以电动机的同步转速 (50Hz: 1500r/min、60Hz: 1800r/min) 为基准除以减速比而算出来的数值。实际转速将随负载大小变化而比所示数值减少2%~20%左右。
- 希望以大于下表的减速比进行进一步减速时，可在电动机与减速器之间安装减速比为10的中间减速器。这时的容许转矩为8N·m
- Gearhead and mid-gearbox can be sold separately.
- Enter the gear ratio in the box (□) within the model name.
- The colored background ▭ indicates the same rotating direction of the motor while the rotating direction of others are opposite.
- The speed is calculated by dividing the motor's synchronous speed (50Hz: 1500r/min、60Hz: 1800r/min) by the gear ratio. The actual speed is 2%~20% less than the displayed value, depending on the size of the load.
- To reduce the speed beyond the gear ratio in the table, attach a mid-gearbox (gear ratio: 10) between the gearhead and motor. In that case, the permissible torque is 8N·m.

容许力矩单位 Allowance Torque Unit：上段 Upside（N.m）/下段 Belowside（kgf.cm）

机型Type 电动机/减速器 Motor/Gearhead	减速比Gear Ratio		3	3.6	5	6	7.5	9	12.5	15	18	25	30	36	50	60	75	90	100	120	150	180	200
	转速Speed r/min	50Hz	500	417	300	250	200	166	120	100	83	60	50	41	30	25	20	16	15	12.5	10	8.3	7.5
		60Hz	600	500	360	300	240	200	144	120	100	72	60	50	36	30	24	20	18	15	12	10	9
4IK25RGN-A	4GN□K	50Hz	0.49	0.58	0.81	0.97	1.2	1.5	2.0	2.4	2.9	3.7	4.4	5.3	6.6	7.9	8	8	8	8	8	8	8
4IK25RGN-E			5.00	5.91	8.26	9.89	12.2	15.3	20.4	24.4	29.6	37.7	44.9	54.1	67.3	80	80	80	80	80	80	80	80
4IK25RGN-C		60Hz	0.40	0.48	0.67	0.80	1.0	1.2	1.7	2.0	2.4	3.0	3.6	4.3	5.4	6.5	8	8	8	8	8	8	8
4IK25RGN-H			4.08	4.89	6.83	8.16	10.2	12.2	17.3	20.4	24.4	30.6	36.7	43.8	55.1	66.3	80	80	80	80	80	80	80

容许悬挂负载·容许轴向负载
PERMISSIBLE OVERHUNG LOAD AND THRUST LOAD

电动机（圆轴型）→217页　　Motor (Round Shaft) →P217
减速器→217页　　Gearhead→P217

减速器的容许负载惯性惯量J
PERMISSIBLE LOAD INERTIA J FOR GEARHEAD

→218页→P218

外形图（单位 mm）
DIMENSIONS(Unit mm)

减速器附有安装用螺丝
Mounting screws are included with gearhead.

●导线型 Lead wiring Type

重量 Weight: 电动机 Motor 1.7kg 减速器 Gearhead 0.8kg

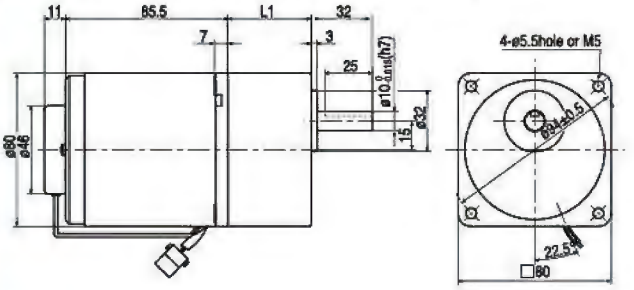

电动机型号 Motor Model	减速器型号 Gearhead Model	减速比 Gear Ratio	L1
4IK25RGN-A 4IK25RGN-E	4GN□K	3~18	32
4IK25RGN-C 4IK25RGN-H		25~200	43.5

- 减速器型号的□中为减速比的数值
- Enter the gear ratio in the box (□) within the model name

●键·键槽（减速器附件）
Key·keywa (The key is included with the gearhead)

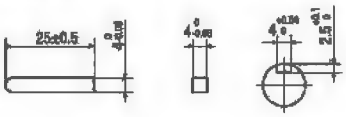

●圆轴型的转轴部分Shaft Section of Round Shaft Type
除重量及轴部外，电动机外形与齿轮轴相同
Excluding weight and the shaft section Motor shape are the same as those of the pinion shaft

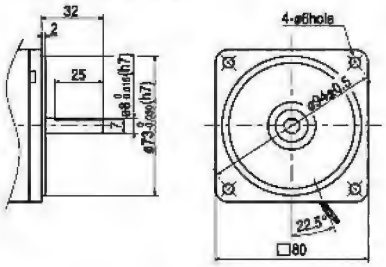

●中间减速器 Mid-gearbox
可安装在GN齿轮轴型上
Can be connected to GN pinion Shaft type 4GN10XK
重量 Weight: 0.41kg

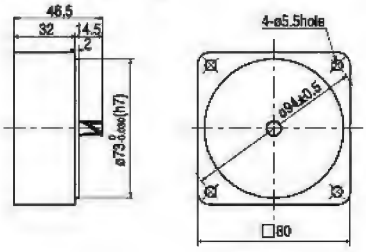

■连接图CONNECTION DIAGRAMS

US型/US Type	SS型/SS Type
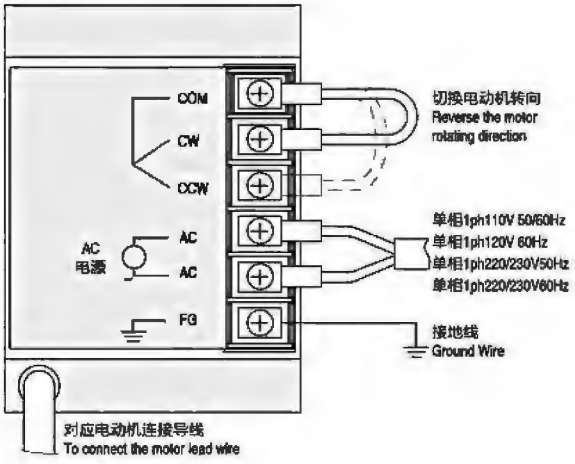	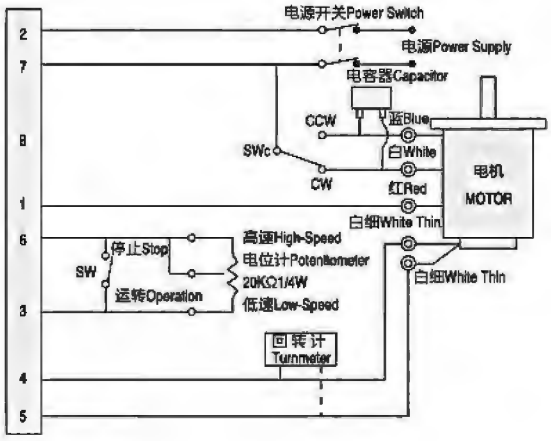

调速电动机 REVERSIBLE MOTORS

40W

□90mm

规格 / 连续额定 SPECS / CONTINUOUS RATING

品名Model 机型Type 导线型 Lead Wire Type		输出功率 Output power W	电压 Voltage V	频率 Frequency Hz	调速范围 Speed Control Range r/min	额定转矩 Rated Torque		启动转矩 Starting Torque mN.m	电流 Current A	电容器容量 Capacitor μF
齿轮轴型 Pinion Shaft	圆轴型 Round Shaft					120r/min mN.m	120r/min mN.m			
5IK40RGN-A	5IK40RA-A	40	1ph100	50 60	90~1400 90~1700	260	70	180	0.95	12.0
5IK40RGN-E	5IK40RA-E	40	1ph110 1ph120	60	90~1700	260	65	180	1.05	8.0
5IK40RGN-C	5IK40RA-C	40	1ph220 1ph230	50	90~1400	300	75	160	0.55	2.5
5IK40RGN-H	5IK40RA-H	40	1ph220 1ph230	60	90~1700	230	70	145	0.55	

●各种安全规格以电动机铭牌上的型号取得认定。

●When the motor is approved under various safety standards, the model name on the nameplate is the approved model name.

种类 TYPE

●电动机 MOTOR

机型 Type	型号 Model	
	齿轮轴型 Pinion Shaft	圆轴型 Round Shaft
导线型 Lead Wire Type	5IK40RGN-A	5IK40RA-A
	5IK40RGN-E	5IK40RA-E
	5IK40RGN-C	5IK40RA-C
	5IK40RGN-H	5IK40RA-H

●平行轴减速器(另售) PARALLEL SHAFT GEARHEAD (SOLD SEPARATELY)

减速器种类 Gearhead Type	减速器型号 Gearhead Model	减速比 Gear Ratio
长寿命·低噪音 Long Life ·Low Noise	5GN□K	3、3.6、5、6、7.5、9、12.5、15、18、25、30、36、50、60、75、90、100、120、150、180、200
	5GN10XK\(中间减速器Mid-gearbox)	

●减速器型号的□中为减速比的数值

●Enter the gear ratio in the box (□) within the model name

■装有减速器时的容许转矩
ALLOWABLE TORQUE WHEN BEING WITH GEARHEAD

- 减速器·中间减速机另售
- 减速器型号的□中为减速比的数值。
- ▭ 色表示与电动机同一方向运转，其他则为相反方向。
- 转速是以电动机的同步转速 (50Hz: 1500r/min、60Hz: 1800r/min) 为基准除以减速比而算出来的数值。实际转速将随负载大小变化而比所示数值减少2%~20%左右。
- 希望以大于下表的减速比进行进一步减速时，可在电动机与减速器之间安装减速比为10的中间减速器。这时的容许转矩为10N·m
- Gearhead and mid-gearbox can be sold separately.
- Enter the gear ratio in the box (□) within the model name.
- The colored background ▭ indicates the same rotating direction of the motor while the rotating direction of others are opposite.
- The speed is calculated by dividing the motor's synchronous speed (50Hz: 1500r/min、60Hz: 1800r/min) by the gear ratio. The actual speed is 2%~20% less than the displayed value, depending on the size of the load.
- To reduce the speed beyond the gear ratio in the table, attach a mid-gearbox (gear ratio: 10) between the gearhead and motor. In that case, the permissible torque is 10N·m.

容许力矩单位 Allowance Torque Unit：上段 Upside（N.m）/下段 Belowside（kgf.cm）

机型Type 电动机/减速器 Motor/Gearhead	减速比Gear Ratio		3	3.6	5	6	7.5	9	12.5	15	18	25	30	36	50	60	75	90	100	120	150	180	200
	转速Speed r/min	50Hz	500	417	300	250	200	166	120	100	83	60	50	41	30	25	20	16	15	12.5	10	8.3	7.5
		60Hz	600	500	360	300	240	200	144	120	100	72	60	50	36	30	24	20	18	15	12	10	9
5IK40RGN-A 5IK40RGN-E 5IK40RGN-C 5IK40RGN-H	5GN□K	50Hz	0.77	0.92	1.3	1.5	1.9	2.3	3.2	3.8	4.6	5.7	6.9	8.3	10	10	10	10	10	10	10	10	10
			7.85	9.38	13.2	15.3	19.4	23.4	32.6	38.7	46.9	58.1	70.4	84.7	100	100	100	100	100	100	100	100	100
		60Hz	0.63	0.76	1.1	1.3	1.6	1.9	2.6	3.2	3.8	4.7	5.7	6.8	8.6	10	10	10	10	10	10	10	10
			6.42	7.75	11.2	13.2	16.3	19.3	26.5	32.6	38.7	47.9	58.1	69.3	87.7	100	100	100	100	100	100	100	100

■容许悬挂负载・容许轴向负载
PERMISSIBLE OVERHUNG LOAD AND THRUST LOAD

电动机（圆轴型）→217页　　Motor (Round Shaft) →P217
减速器→217页　　Gearhead→P217

■减速器的容许负载惯性惯量J
PERMISSIBLE LOAD INERTIA J FOR GEARHEAD

→218页→P218

■外形图（单位 mm）
DIMENSIONS(Unit mm)

减速器附有安装用螺丝
Mounting screws are included with gearhead.

●导线型 Lead wiring Type

重量 Weight: 电动机 Motor 2.5kg 减速器 Gearhead 1.35kg

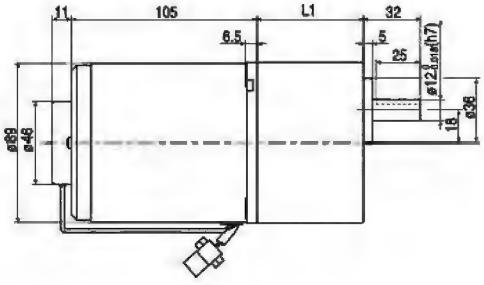

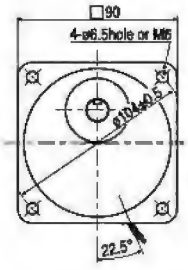

电动机型号 Motor Model	减速器型号 Gearhead Model	减速比 Gear Ratio	L1
5IK40RGN-A 5IK40RGN-E	5GN□K	3~18	42
5IK40RGN-C 5IK40RGN-H		25~200	60

- 减速器型号的□中为减速比的数值
- Enter the gear ratio in the box (□) within the model name

●键·键槽（减速器附件）
Key·keywa (The key is included with the gearhead)

●圆轴型的转轴部分Shaft Section of Round Shaft Type
除重量及轴部外，电动机外形与齿轮轴相同
Excluding weight and the shaft section Motor shape are the same as those of the pinion shaft

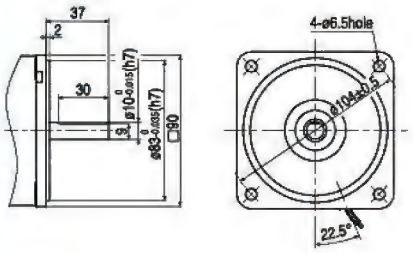

●中间减速器 Mid-gearbox
可安装在GN齿轮轴型上
Can be connected to GN pinion Shaft type 5GN10XK
重量 Weight: 0.6kg

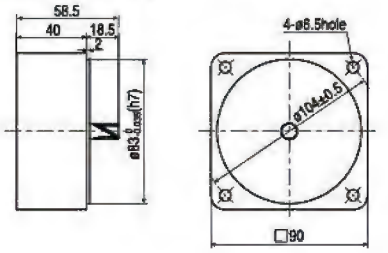

■连接图CONNECTION DIAGRAMS

US型/US Type	SS型/SS Type
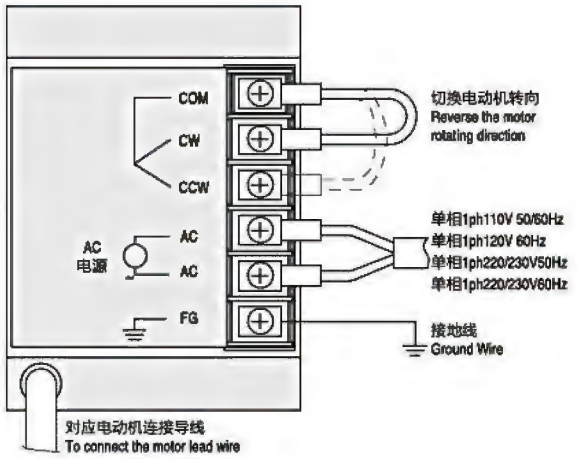	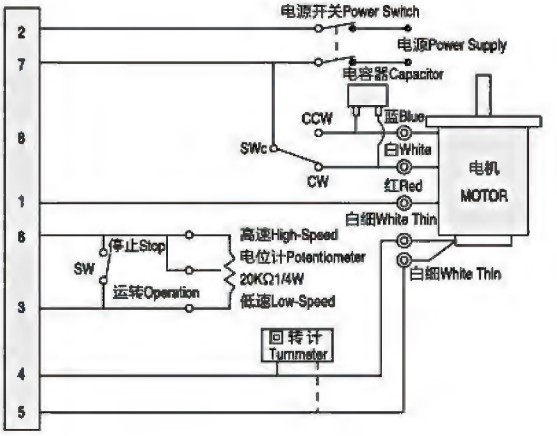

调速电动机 REVERSIBLE MOTORS

60W

□90mm

规格 / 连续额定 SPECS / CONTINUOUS RATING

品名Model 机型Type 导线型 Lead Wire Type		输出功率 Output power W	电压 Voltage V	频率 Frequency Hz	调速范围 Speed Control Range r/min	额定转矩 Rated Torque		启动转矩 Starting Torque mN.m	电流 Current A	电容器容量 Capacitor μF
齿轮轴型 Pinion Shaft	圆轴型 Round Shaft					120r/min mN.m	120r/min mN.m			
5IK60RGN-AF	5IK60RA-AF	60	1ph100	50	90~1400	460	140	265	2.00	20.0
				60	90~1700	490	160			
5IK60RGN-EF	5IK60RA-EF	60	1ph110	60	90~1700	490	160	265	1.80	12.0
			1ph120							
5IK60RGN-CF	5IK60RA-CF	60	1ph220	50	90~1400	490	140	265	0.80	4.0
			1ph230							
5IK60RGN-HF	5IK60RA-HF	60	1ph220	60	90~1700	490	160	265	0.85	
			1ph230							

●各种安全规格以电动机铭牌上的型号取得认定。

●When the motor is approved under various safety standards, the model name on the nameplate is the approved model name.

种类 TYPE

●电动机 MOTOR

机型 Type	型号 Model	
	齿轮轴型 Pinion Shaft	圆轴型 Round Shaft
导线型 Lead Wire Type	5IK60RGN-AF	5IK60RA-AF
	5IK60RGN-EF	5IK60RA-EF
	5IK60RGN-CF	5IK60RA-CF
	5IK60RGN-HF	5IK60RA-HF

●平行轴减速器(另售) PARALLEL SHAFT GEARHEAD (SOLD SEPARATELY)

减速器种类 Gearhead Type	减速器型号 Gearhead Model	减速比 Gear Ratio
长寿命·低噪音 Long Life · Low Noise	5GN□K	3、3.6、5、6、7.5、9、12.5、15、18、25、30、36、50、60、75、90、100、120、150、180、200
	5GN10XK (中间减速器Mid-gearbox)	

●减速器型号的□中为减速比的数值

●Enter the gear ratio in the box (□) within the model name

■装有减速器时的容许转矩
ALLOWABLE TORQUE WHEN BEING WITH GEARHEAD

- 减速器·中间减速器另售
- 减速器型号的□中为减速比的数值。
- □色表示与电动机同一方向运转，其他则为相反方向。
- 转速是以电动机的同步转速 (50Hz: 1500r/min、60Hz: 1800r/min) 为基准除以减速比而算出来的数值。实际转速将随负载大小变化而比所示数值减少2%~20%左右。
- 希望以大于下表的减速比进行进一步减速时，可在电动机与减速器之间安装减速比为10的中间减速器。这时的容许转矩为10N·m
- Gearhead and mid-gearbox can be sold separately.
- Enter the gear ratio in the box (□) within the model name.
- The colored background □ indicates the same rotating direction of the motor while the rotating direction of others are opposite.
- The speed is calculated by dividing the motor's synchronous speed (50Hz: 1500r/min、60Hz: 1800r/min) by the gear ratio. The actual speed is 2%~20% less than the displayed value, depending on the size of the load.
- To reduce the speed beyond the gear ratio in the table, attach a mid-gearbox (gear ratio: 10) between the gearhead and motor. In that case, the permissible torque is 10N·m.

容许力矩单位 Allowance Torque Unit：上段 Upside（N.m）/下段 Belowside（kgf.cm）

机型Type 电动机/减速器 Motor/Gearhead	减速比Gear Ratio		3	3.6	5	6	7.5	9	12.5	15	18	25	30	36	50	60	75	90	100	120	150	180	200
	转速Speed r/min	50Hz	500	417	300	250	200	166	120	100	83	60	50	41	30	25	20	16	15	12.5	10	8.3	7.5
		60Hz	600	500	360	300	240	200	144	120	100	72	60	50	36	30	24	20	18	15	12	10	9
5IK60RGN-AF 5IK60RGN-EF 5IK60RGN-CF 5IK60RGN-HF	5GN□K	50Hz	1.1	1.4	1.9	2.3	2.9	3.4	4.8	5.7	6.8	8.6	10	10	10	10	10	10	10	10	10	10	10
			11.2	14.2	19.3	23.4	29.6	34.7	48.9	58.1	69.3	87.7	100	100	100	100	100	100	100	100	100	100	100
		60Hz	0.92	1.1	1.5	1.8	2.3	2.8	3.8	4.6	5.5	6.9	8.3	10	10	10	10	10	10	10	10	10	10
			9.38	11.2	15.3	18.3	23.4	28.5	38.7	46.9	56.1	70.1	84.7	100	100	100	100	100	100	100	100	100	100

■容许悬挂负载·容许轴向负载
PERMISSIBLE OVERHUNG LOAD AND THRUST LOAD

电动机（圆轴型）→217页　　Motor (Round Shaft) →P217
减速器→217页　　Gearhead→P217

■减速器的容许负载惯性惯量J
PERMISSIBLE LOAD INERTIA J FOR GEARHEAD

→218页→P218

■外形图（单位 mm）
DIMENSIONS(Unit mm)

减速器附有安装用螺丝
Mounting screws are included with gearhead.

●导线型 Lead wiring Type

重量 Weight: 电动机 Motor 2.8kg 减速器 Gearhead 1.35kg

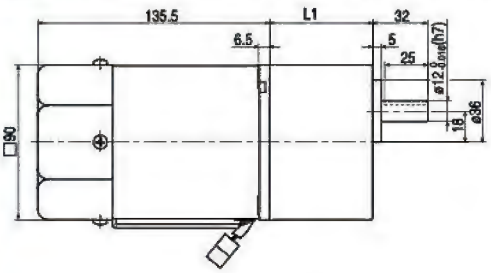

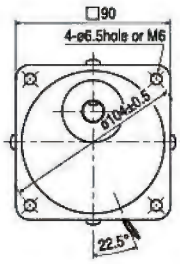

电动机型号 Motor Model	减速器型号 Gearhead Model	减速比 Gear Ratio	L1
5IK60RGN-AF 5IK60RGN-EF	5GN□K	3~18	42
5IK60RGN-CF 5IK60RGN-HF		25~200	60

- 减速器型号的□中为减速比的数值
- Enter the gear ratio in the box (□) within the model name

●键·键槽（减速器附件）
Key·keywa (The key is included with the gearhead)

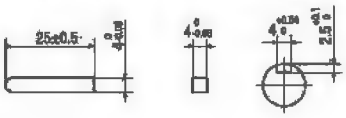

●圆轴型的转轴部分Shaft Section of Round Shaft Type
除重量及轴部外，电动机外形与齿轮轴相同
Excluding weight and the shaft section Motor shape are the same as those of the pinion shaft

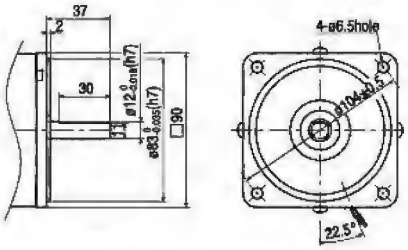

●中间减速器 Mid-gearbox
可安装在GN齿轮轴型上
Can be connected to GN pinion Shaft type 5GN10XK
重量 Weight: 0.6kg

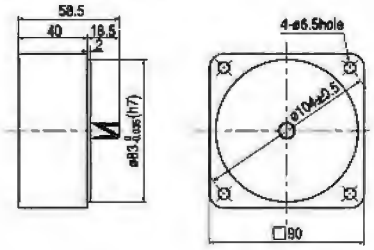

■连接图CONNECTION DIAGRAMS

US型/US Type	SS型/SS Type
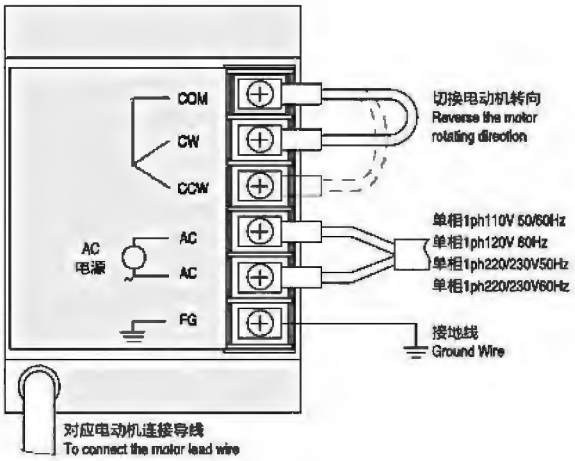	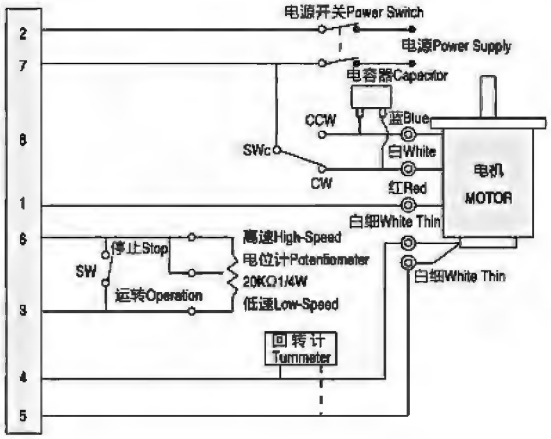

调速电动机 REVERSIBLE MOTORS

60W

□90mm

规格 / 连续额定 SPECS / CONTINUOUS RATING

品名Model 机型Type 导线型 Lead Wire Type / 齿轮轴型 Pinion Shaft	输出功率 Output power W	电压 Voltage V	频率 Frequency Hz	调速范围 Speed Control Range r/min	额定转矩 Rated Torque 120r/min mN.m	额定转矩 Rated Torque 120r/min mN.m	启动转矩 Starting Torque mN.m	电流 Current A	电容器容量 Capacitor μF
5IK60RGU-AF	60	1ph100	50	90~1400	460	140	265	2.00	20.0
			60	90~1700	490	160			
5IK60RGU-EF	60	1ph110	60	90~1700	490	160	265	1.80	12.0
		1ph120							
5IK60RGU-CF	60	1ph220	50	90~1400	490	140	265	0.80	4.0
		1ph230							
5IK60RGU-HF	60	1ph220	60	90~1700	490	160	265	0.85	
		1ph230							

●各种安全规格以电动机铭牌上的型号取得认定。

●When the motor is approved under various safety standards, the model name on the nameplate is the approved model name.

种类 TYPE

●电动机 MOTOR

机型 Type	型号 Model / 齿轮轴型 Pinion Shaft
导线型 Lead Wire Type	5IK60RGU-AF
	5IK60RGU-EF
	5IK60RGU-CF
	5IK60RGU-HF

●平行轴减速器(另售) PARALLEL SHAFT GEARHEAD (SOLD SEPARATELY)

减速器种类 Gearhead Type	减速器型号 Gearhead Model	减速比 Gear Ratio
长寿命 · 低噪音 Long Life · Low Noise	5GU□KB	3、3.6、5、6、7.5、9、12.5、15、18、25、30、36、50、60、75、90、100、120、150、180、200
	5GU10XK (中间减速器Mid-gearbox)	

●减速器型号的□中为减速比的数值

●Enter the gear ratio in the box (□) within the model name

■装有减速器时的容许转矩
ALLOWABLE TORQUE WHEN BEING WITH GEARHEAD

- 减速器 · 中间减速器另售
- 减速器型号的□中为减速比的数值。
- □ 色表示与电动机同一方向运转，其他则为相反方向。
- 转速是以电动机的同步转速 (50Hz: 1500r/min、60Hz: 1800r/min) 为基准除以减速比而算出来的数值。实际转速将随负载大小变化而比所示数值减少2%~20%左右。
- 希望以大于下表的减速比进行进一步减速时，可在电动机与减速器之间安装减速比为10的中间减速器。这时的容许转矩为20N·m
- Gearhead and mid-gearbox can be sold separately.
- Enter the gear ratio in the box (□) within the model name.
- The colored background □ indicates the same rotating direction of the motor while the rotating direction of others are opposite.
- The speed is calculated by dividing the motor's synchronous speed (50Hz: 1500r/min、60Hz: 1800r/min) by the gear ratio. The actual speed is 2%~20% less than the displayed value, depending on the size of the load.
- To reduce the speed beyond the gear ratio in the table, attach a mid-gearbox (gear ratio: 10)between the gearhead and motor. In that case, the permissible torque is 20 N·m.

容许力矩单位 Allowance Torque Unit：上段 Upside（N.m）/下段 Belowside（kgf.cm）

机型Type 电动机/减速器 Motor/Gearhead	减速比Gear Ratio		3	3.6	5	6	7.5	9	12.5	15	18	25	30	36	50	60	75	90	100	120	150	180	200
	转速Speed r/min	50Hz	500	417	300	250	200	166	120	100	83	60	50	41	30	25	20	16	15	12.5	10	8.3	7.5
		60Hz	600	500	360	300	240	200	144	120	100	72	60	50	36	30	24	20	18	15	12	10	9
5IK60RGU-AF 5IK60RGU-EF 5IK60RGU-CF 5IK60RGU-HF	5GU□KB	50Hz	1.1	1.4	1.9	2.3	2.9	3.4	4.3	5.1	6.2	7.8	9.3	11.2	15.5	18.6	20	20	20	20	20	20	20
			11.2	14.2	19.3	23.4	29.6	34.7	43.8	52	63.3	79.6	94.9	114	158	190	200	200	200	200	200	200	200
		60Hz	0.92	1.1	1.5	1.8	2.3	2.8	3.5	4.2	5.0	6.3	7.5	9.0	12.5	15.0	18.8	20	20	20	20	20	20
			9.38	11.2	15.3	18.3	23.4	28.5	35.7	42.9	51	64.3	76.5	92.1	128	154	192	200	200	200	200	200	200

■容许悬挂负载 · 容许轴向负载
PERMISSIBLE OVERHUNG LOAD AND THRUST LOAD

电动机（圆轴型）→217页　　Motor (Round Shaft) →P217
减速器→217页　　Gearhead→P217

■减速器的容许负载惯性惯量J
PERMISSIBLE LOAD INERTIA J FOR GEARHEAD

→218页→P218

■外形图 (单位 mm)
DIMENSIONS(Unit mm)

减速器附有安装用螺丝
Mounting screws are included with gearhead.

●导线型 Lead wiring Type

重量 Weight: 电动机 Motor 2.8kg 减速器 Gearhead 1.5kg

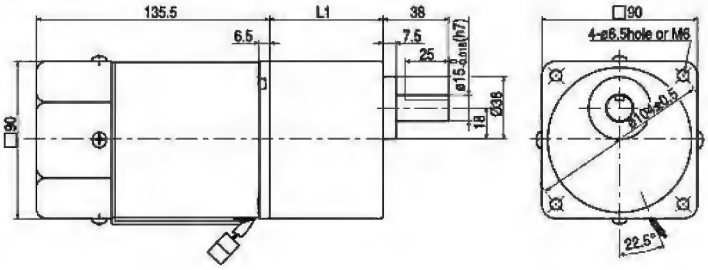

电动机型号 Motor Model	减速器型号 Gearhead Model	减速比 Gear Ratio	L1
5IK60RGU-AF 5IK60RGU-EF 5IK60RGU-CF 5IK60RGU-HF	5GU□KB	3~200	65.5

- 减速器型号的□中为减速比的数值
- Enter the gear ratio in the box (□) within the model name

YKA TRANSMISSION MACHINE 宜嘉·全球动力专家

●凸缘安装型减速器Flange Mounting Reducer

可安装在GU齿轮轴型上

Can be Mounted on GU Type gear shaft 5GU□K

重量 Weight: 1.5kg

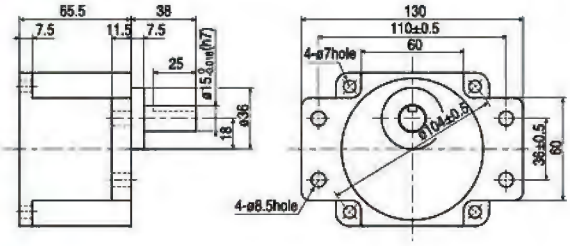

●键·键槽（减速器附件）

Key·keyway (The key is included with the gearhead)

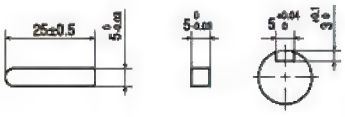

●圆轴型的转轴部分Shaft Section of Round Shaft Type

除重量及轴部外，电动机外形与齿轮轴相同

Excluding weight and the shaft section Motor shape are the same as those of the pinion shaft

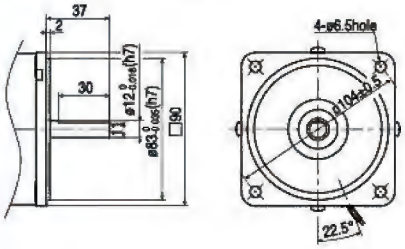

●中间减速器 Mid-gearbox

可安装在GU齿轮轴型上

Can be connected to GU pinion Shaft type 5GU10XK

重量 Weight: 0.65kg

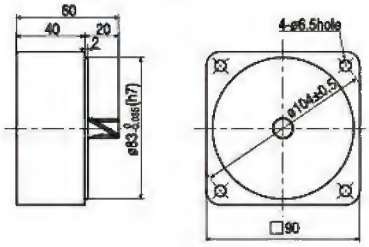

■连接图CONNECTION DIAGRAMS

US型/US Type	SS型/SS Type
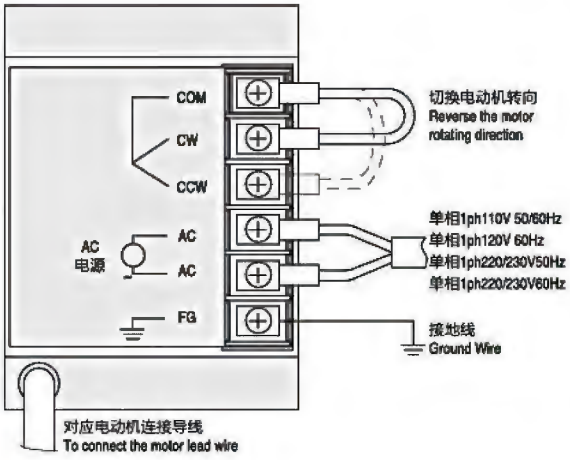	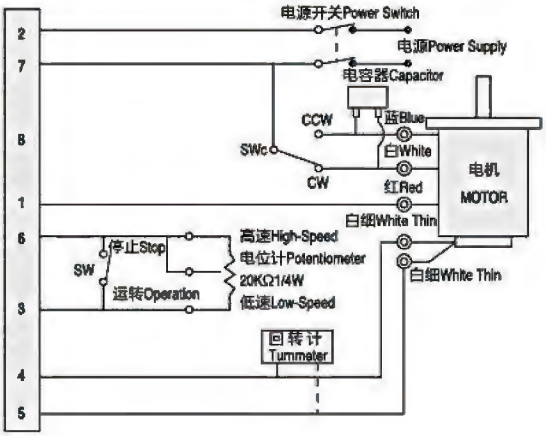

调速电动机 REVERSIBLE MOTORS

90W

□90mm

规格 / 连续额定 SPECS / CONTINUOUS RATING

品名Model 机型Type 导线型 Lead Wire Type		输出功率 Output power W	电压 Voltage V	频率 Frequency Hz	调速范围 Speed Control Range r/min	额定转矩 Rated Torque		启动转矩 Starting Torque mN.m	电流 Current A	电容器容量 Capacitor μF
齿轮轴型 Pinion Shaft	圆轴型 Round Shaft					120r/min mN.m	120r/min mN.m			
5IK90RGU-AF	5IK90RA-AF	90	1ph100	50	90~1400	710	230	405	2.75	25.0
				60	90~1700		260			
5IK90RGU-EF	5IK90RA-EF	90	1ph110	60	90~1700	710	260	410	2.60	20.0
			1ph120							
5IK90RGU-CF	5IK90RA-CF	90	1ph220	50	90~1400	710	230	410	1.20	5.0
			1ph230							
5IK90RGU-HF	5IK90RA-HF	90	1ph220	60	90~1700	710	260	410	1.25	
			1ph230							

●各种安全规格以电动机铭牌上的型号取得认定。

●When the motor is approved under various safety standards, the model name on the nameplate is the approved model name.

种类 TYPE

●电动机 MOTOR

机型 Type	型号 Model	
	齿轮轴型 Pinion Shaft	圆轴型 Round Shaft
导线型 Lead Wire Type	5IK90RGU-AF	5IK90RA-AF
	5IK90RGU-EF	5IK90RA-EF
	5IK90RGU-CF	5IK90RA-CF
	5IK90RGU-HF	5IK90RA-HF

●平行轴减速器(另售) PARALLEL SHAFT GEARHEAD (SOLD SEPARATELY)

减速器种类 Gearhead Type	减速器型号 Gearhead Model	减速比 Gear Ratio
长寿命·低噪音 Long Life · Low Noise	5GU□KB	3、3.6、5、6、7.5、9、12.5、15、18、25、30、36、50、60、75、90、100、120、150、180、200
	5GU10XK(中间减速器Mid-gearbox)	

●减速器型号的□中为减速比的数值

●Enter the gear ratio in the box (□) within the model name

装有减速器时的容许转矩
ALLOWABLE TORQUE WHEN BEING WITH GEARHEAD

- 减速器·中间减速器另售
- 减速器型号的□中为减速比的数值。
- □色表示与电动机同一方向运转，其他则为相反方向。
- 转速是以电动机的同步转速 (50Hz: 1500r/min、60Hz: 1800r/min) 为基准除以减速比而算出来的数值。实际转速将随负载大小变化而比所示数值减少2%~20%左右。
- 希望以大于下表的减速比进行进一步减速时，可在电动机与减速器之间安装减速比为10的中间减速器。这时的容许转矩为20N·m
- Gearhead and mid-gearbox can be sold separately.
- Enter the gear ratio in the box (□) within the model name.
- The colored background □ indicates the same rotating direction of the motor while the rotating direction of others are opposite.
- The speed is calculated by dividing the motor's synchronous speed (50Hz: 1500r/min、60Hz: 1800r/min) by the gear ratio. The actual speed is 2%~20% less than the displayed value, depending on the size of the load.
- To reduce the speed beyond the gear ratio in the table, attach a mid-gearbox (gear ratio: 10) between the gearhead and motor. In that case, the permissible torque is 20 N·m.

容许力矩单位 Allowance Torque Unit：上段 Upside（N.m）/下段 Belowside（kgf.cm）

机型Type 电动机/减速器 Motor/Gearhead	减速比Gear Ratio		3	3.6	5	6	7.5	9	12.5	15	18	25	30	36	50	60	75	90	100	120	150	180	200
	转速Speed r/min	50Hz	500	417	300	250	200	166	120	100	83	60	50	41	30	25	20	16	15	12.5	10	8.3	7.5
		60Hz	600	500	360	300	240	200	144	120	100	72	60	50	36	30	24	20	18	15	12	10	9
5IK90RGU-AF	5GU□KB	50Hz	1.7	2.0	2.8	3.4	4.3	5.1	6.4	7.7	9.2	11.6	13.9	16.6	20	20	20	20	20	20	20	20	20
5IK90RGU-EF			17.3	20.4	28.6	34.7	43.9	52.0	65.3	78.6	93.3	118	142	169	200	200	200	200	200	200	200	200	200
5IK90RGU-CF		60Hz	14	1.7	2.5	2.8	3.5	4.2	5.2	6.2	7.5	9.4	11.3	13.5	18.8	20	20	20	20	20	20	10	20
5IK90RGU-HF			14.3	17.3	25.5	28.6	35.7	42.9	53.1	63.3	76.5	95.9	115	138	19.2	200	200	200	200	200	200	200	200

容许悬挂负载·容许轴向负载
PERMISSIBLE OVERHUNG LOAD AND THRUST LOAD

电动机（圆轴型）→217页　　Motor (Round Shaft) →P217
减速器→217页　　Gearhead→P217

减速器的容许负载惯性惯量J
PERMISSIBLE LOAD INERTIA J FOR GEARHEAD

→218页→P218

外形图（单位 mm）
DIMENSIONS(Unit mm)

减速器附有安装用螺丝
Mounting screws are included with gearhead.

● 导线型 Lead wiring Type

重量 Weight: 电动机 Motor 3.3kg 减速器 Gearhead 1.5kg

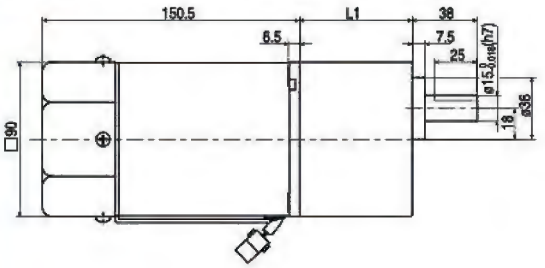

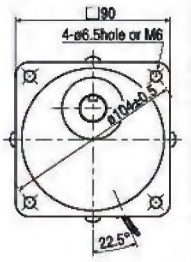

电动机型号 Motor Model	减速器型号 Gearhead Model	减速比 Gear Ratio	L1
5IK90RGU-AF 5IK90RGU-EF 5IK90RGU-CF 5IK90RGU-HF	5GU□KB	3~200	65.5

- 减速器型号的□中为减速比的数值
- Enter the gear ratio in the box (□) within the model name

●凸缘安装型减速器Flange Mounting Reducer

可安装在GU齿轮轴型上

Can be Mounted on GU Type gear shaft 5GU□K

重量 Weight: 1.5kg

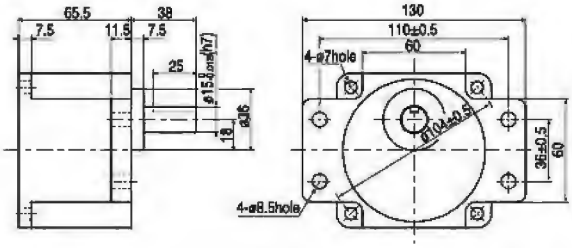

●键·键槽（减速器附件）

Key·keyway (The key is included with the gearhead)

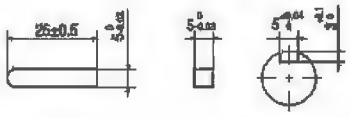

●圆轴型的转轴部分Shaft Section of Round Shaft Type

除重量及轴部外，电动机外形与齿轮轴相同

Excluding weight and the shaft section Motor shape are the same as those of the pinion shaft

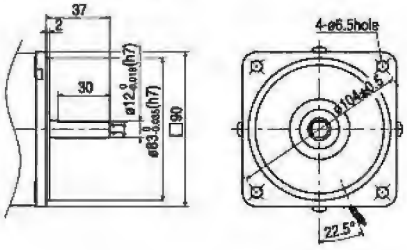

●中间减速器 Mid-gearbox

可安装在GU齿轮轴型上

Can be connected to GU pinion Shaft type 5GU10XK

重量 Weight: 0.65kg

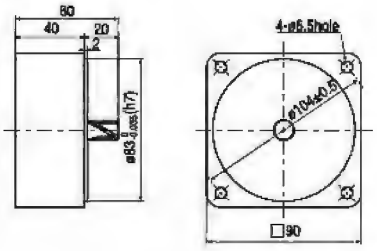

■连接图CONNECTION DIAGRAMS

US型/US Type	SS型/SS Type
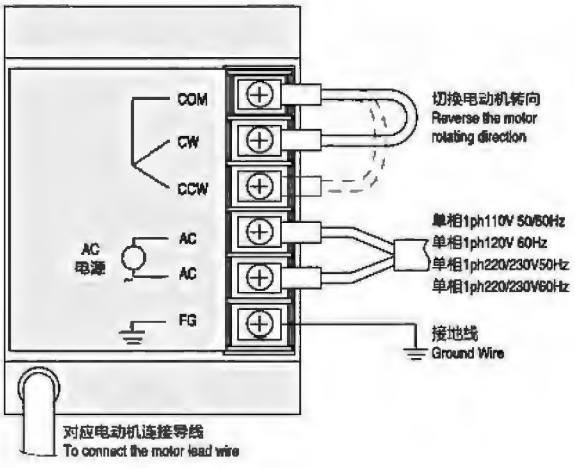	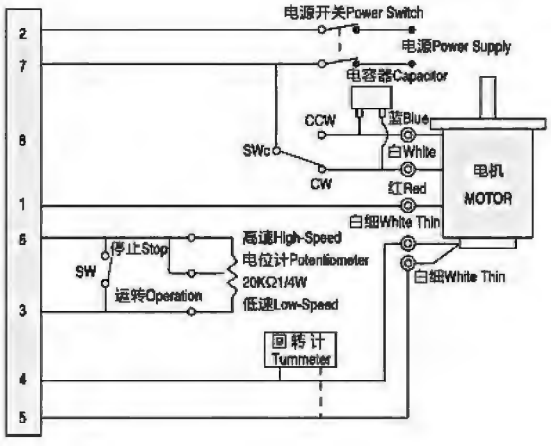

调速电动机 REVERSIBLE MOTORS

120W

□90mm

规格 / 连续额定 SPECS / CONTINUOUS RATING

品名Model 机型Type 导线型 Lead Wire Type		输出功率 Output power W	电压 Voltage V	频率 Frequency Hz	调速范围 Speed Control Range r/min	额定转矩 Rated Torque		启动转矩 Starting Torque mN.m	电流 Current A	电容器容量 Capacitor μF
齿轮轴型 Pinion Shaft	圆轴型 Round Shaft					120r/min mN.m	120r/min mN.m			
5IK120RGU-AF	5IK120RA-AF	120	1ph100	50	90~1400	750	330	530	3.50	30.0
				60	90~1700					
5IK120RGU-EF	5IK120RA-EF	120	1ph110	60	90~1700	750	360	530	3.25	25.0
			1ph120							
5IK120RGU-CF	5IK120RA-CF	120	1ph220	50	90~1400	750	330	530	1.50	7.0
			1ph230							
5IK120RGU-HF	5IK120RA-HF	120	1ph220	60	90~1700	750	360	530	1.50	
			1ph230							

●各种安全规格以电动机铭牌上的型号取得认定。

●When the motor is approved under various safety standards, the model name on the nameplate is the approved model name.

种类 TYPE

●电动机 MOTOR

机型 Type	型号 Model	
	齿轮轴型 Pinion Shaft	圆轴型 Round Shaft
导线型 Lead Wire Type	5IK120RGU-AF	5IK120RA-AF
	5IK120RGU-EF	5IK120RA-EF
	5IK120RGU-CF	5IK120RA-CF
	5IK120RGU-HF	5IK120RA-HF

●平行轴减速器(另售) PARALLEL SHAFT GEARHEAD (SOLD SEPARATELY)

减速器种类 Gearhead Type	减速器型号 Gearhead Model	减速比 Gear Ratio
长寿命 · 低噪音 Long Life · Low Noise	5GU□KB	3、3.6、5、6、7.5、9、12.5、15、18、25、30、36、50、60、75、90、100、120、150、180、200
	5GU10XK (中间减速器Mid-gearbox)	

●减速器型号的□中为减速比的数值

●Enter the gear ratio in the box (□) within the model name

装有减速器时的容许转矩
ALLOWABLE TORQUE WHEN BEING WITH GEARHEAD

- 减速器·中间减速器另售
- 减速器型号的□中为减速比的数值。
- ▭ 色表示与电动机同一方向运转，其他则为相反方向。
- 转速是以电动机的同步转速 (50Hz: 1500r/min、60Hz: 1800r/min) 为基准除以减速比而算出来的数值。实际转速将随负载大小变化而比所示数值减少2%~20%左右。
- 希望以大于下表的减速比进行进一步减速时，可在电动机与减速器之间安装减速比为10的中间减速器。这时的容许转矩为20N·m
- Gearhead and mid-gearbox can be sold separately.
- Enter the gear ratio in the box (□) within the model name.
- The colored background ▭ indicates the same rotating direction of the motor while the rotating direction of others are opposite.
- The speed is calculated by dividing the motor's synchronous speed (50Hz: 1500r/min、60Hz: 1800r/min) by the gear ratio. The actual speed is 2%~20% less than the displayed value, depending on the size of the load.
- To reduce the speed beyond the gear ratio in the table, attach a mid-gearbox (gear ratio: 10) between the gearhead and motor. In that case, the permissible torque is 20N·m.

容许力矩单位 Allowance Torque Unit：上段 Upside（N.m）/下段 Belowside（kgf.cm）

机型Type 电动机/减速器 Motor/Gearhead	减速比Gear Ratio		3	3.6	5	6	7.5	9	12.5	15	18	25	30	36	50	60	75	90	100	120	150	180	200
	转速Speed r/min	50Hz	500	417	300	250	200	166	120	100	83	60	50	41	30	25	20	16	15	12.5	10	8.3	7.5
		60Hz	600	500	360	300	240	200	144	120	100	72	60	50	36	30	24	20	18	15	12	10	9
5IK120RGU-AF 5IK120RGU-EF 5IK120RGU-CF 5IK120RGU-HF	5GU□KB	50Hz	2.3	2.7	3.8	4.5	5.6	6.8	8.5	10.2	12.2	15.3	18.4	20	20	20	20	20	20	20	20	20	20
			23.4	27.5	38.7	45.9	57.1	69.3	86.7	104	124	156	187	200	200	200	200	200	200	200	200	200	200
		60Hz	1.8	2.2	3.0	3.6	4.6	5.5	6.8	8.2	9.8	12.4	14.9	17.8	20	20	20	20	20	20	20	20	20
			18.3	22.4	30.6	36.7	46.9	56.1	69.5	83.6	100	126	152	181	200	200	200	200	200	200	200	200	200

容许悬挂负载·容许轴向负载
PERMISSIBLE OVERHUNG LOAD AND THRUST LOAD

电动机（圆轴型）→217页　　Motor (Round Shaft) →P217
减速器→217页　　Gearhead→P217

减速器的容许负载惯性惯量J
PERMISSIBLE LOAD INERTIA J FOR GEARHEAD

→218页→P218

外形图（单位 mm）
DIMENSIONS(Unit mm)

减速器附有安装用螺丝
Mounting screws are included with gearhead.

导线型 Lead wiring Type

重量 Weight: 电动机 Motor 3.5kg 减速器 Gearhead 1.5kg

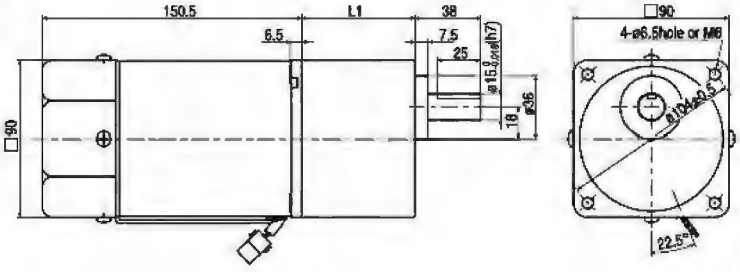

电动机型号 Motor Model	减速器型号 Gearhead Model	减速比 Gear Ratio	L1
5IK120RGU-AF 5IK120RGU-EF 5IK120RGU-CF 5IK120RGU-HF	5GU□KB	3~200	65.5

- 减速器型号的□中为减速比的数值
- Enter the gear ratio in the box (□) within the model name

YKA TRANSMISSION MACHINE 宜嘉·全球动力专家

●凸缘安装型减速器Flange Mounting Reducer

可安装在GU齿轮轴型上

Can be Mounted on GU Type gear shaft 5GU□K

重量 Weight: 1.5kg

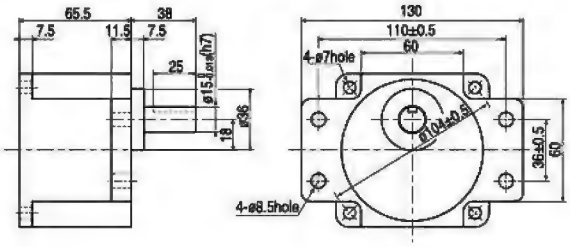

●键·键槽（减速器附件）

Key·keyway (The key is included with the gearhead)

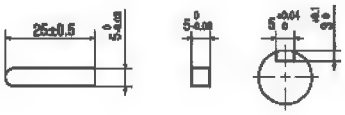

●圆轴型的转轴部分Shaft Section of Round Shaft Type

除重量及轴部外，电动机外形与齿轮轴相同

Excluding weight and the shaft section Motor shape are the same as those of the pinion shaft

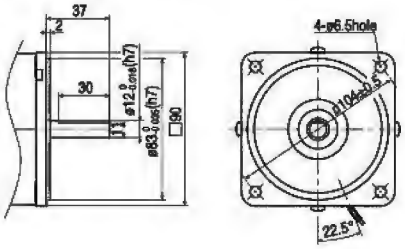

●中间减速器 Mid-gearbox

可安装在GU齿轮轴型上

Can be connected to GU pinion Shaft type 5GU10XK

重量Weight:0.65kg

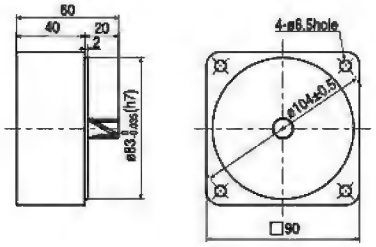

■连接图CONNECTION DIAGRAMS

US型/US Type	SS型/SS Type
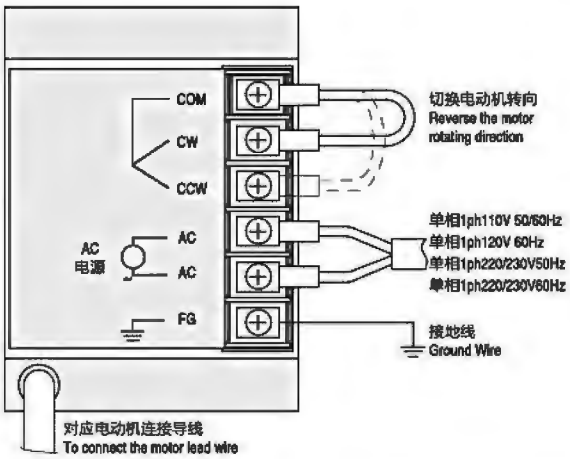	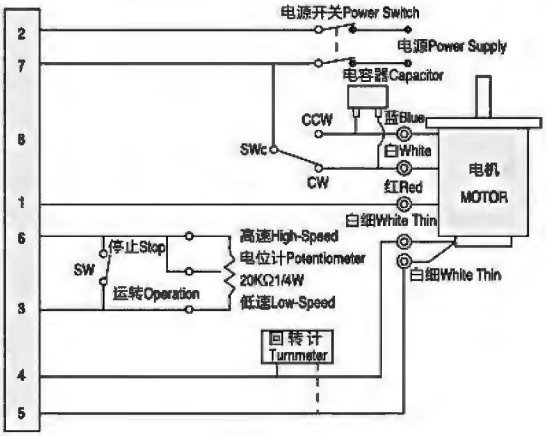

调速电动机 REVERSIBLE MOTORS

120W

□104mm

规格 / 连续额定 SPECS / CONTINUOUS RATING

品名Model 机型Type 导线型 Lead Wire Type		输出功率 Output power W	电压 Voltage V	频率 Frequency Hz	调速范围 Speed Control Range r/min	额定转矩 Rated Torque		启动转矩 Starting Torque mN.m	电流 Current A	电容器容量 Capacitor μF
齿轮轴型 Pinion Shaft	圆轴型 Round Shaft					120r/min mN.m	120r/min mN.m			
6IK120RGU-AF	6IK120RA-AF	120	1ph100	50	90~1400	750	360	530	3.65	30.0
				60	90~1700					
6IK120RGU-EF	6IK120RA-EF	120	1ph110	60	90~1700	750	360	520	3.30	20.0
			1ph120							
6IK120RGU-CF	6IK120RA-CF	120	1ph220	50	90~1400	750	330	530	1.55	8.0
			1ph230							
6IK120RGU-HF	6IK120RA-HF	120	1ph220	60	90~1700	750	360	530	1.65	
			1ph230							

●各种安全规格以电动机铭牌上的型号取得认定。

●When the motor is approved under various safety standards, the model name on the nameplate is the approved model name.

种类 TYPE

●电动机 MOTOR

机型 Type	型号 Model	
	齿轮轴型 Pinion Shaft	圆轴型 Round Shaft
导线型 Lead Wire Type	6IK120RGU-AF	6IK120RA-AF
	6IK120RGU-EF	6IK120RA-EF
	6IK120RGU-CF	6IK120RA-CF
	6IK120RGU-HF	6IK120RA-HF

●平行轴减速器(另售) PARALLEL SHAFT GEARHEAD (SOLD SEPARATELY)

减速器种类 Gearhead Type	减速器型号 Gearhead Model	减速比 Gear Ratio
长寿命·低噪音 Long Life · Low Noise	6GU□K	3、3.6、5、6、7.5、9、12.5、15、18、25、30、36、50、60、75、90、100、120、150、180、200

●减速器型号的□中为减速比的数值

●Enter the gear ratio in the box (□) within the model name

装有减速器时的容许转矩
ALLOWABLE TORQUE WHEN BEING WITH GEARHEAD

- 减速器·中间减速器另售
- 减速器型号的□中为减速比的数值。
- □色表示与电动机同一方向运转，其他则为相反方向。
- 转速是以电动机的同步转速 (50Hz: 1500r/min、60Hz: 1800r/min) 为基准除以减速比而算出来的数值。实际转速将随负载大小变化而比所示数值减少2%~20%左右。
- Gearhead and mid-gearbox can be sold separately.
- Enter the gear ratio in the box (□) within the model name.
- The colored background □ indicates the same rotating direction of the motor while the rotating direction of others are opposite.
- The speed is calculated by dividing the motor's synchronous speed (50Hz: 1500r/min、60Hz: 1800r/min) by the gear ratio. The actual speed is 2%~20% less than the displayed value, depending on the size of the load.

容许力矩单位 Allowance Torque Unit：上段 Upside（N.m）/下段 Belowside（kgf.cm）

机型Type 电动机/减速器 Motor/Gearhead	减速比Gear Ratio		3	3.6	5	6	7.5	9	12.5	15	18	25	30	36	50	60	75	90	100	120	150	180	200
	转速Speed r/min	50Hz	500	417	300	250	200	166	120	100	83	60	50	41	30	25	20	16	15	12.5	10	8.3	7.5
			600	500	360	300	240	200	144	120	100	72	60	50	36	30	24	20	18	15	12	10	9
6IK120RGU-AF 6IK120RGU-EF 6IK120RGU-CF 6IK120RGU-HF	6GU□K	50Hz	2.3	2.7	3.8	4.5	5.6	6.8	8.5	10.2	12.2	15.3	18.4	22.1	30.7	36.8	40	40	40	40	40	40	40
			23.4	27.5	38.7	45.9	57.1	69.3	86.7	104	124	156	187	225	313	375	400	400	400	400	400	400	400
		60Hz	1.8	2.2	3.0	3.6	4.6	5.5	6.8	8.2	9.8	12.4	14.9	17.8	24.8	29.7	37.1	40	40	40	40	40	40
			18.3	22.4	30.6	36.7	46.9	56.1	69.3	83.6	100	126	152	181	253	303	378	400	400	400	400	400	400

容许悬挂负载·容许轴向负载
PERMISSIBLE OVERHUNG LOAD AND THRUST LOAD

电动机（圆轴型）→217页　　Motor (Round Shaft) →P217
减速器→217页　　Gearhead→P217

减速器的容许负载惯性惯量J
PERMISSIBLE LOAD INERTIA J FOR GEARHEAD

→218页→P218

外形图（单位 mm）
DIMENSIONS(Unit mm)

减速器附有安装用螺丝
Mounting screws are included with gearhead.

● 导线型 Lead wiring Type

重量 Weight: 电动机 Motor 4.9kg 减速器 Gearhead 2.1kg

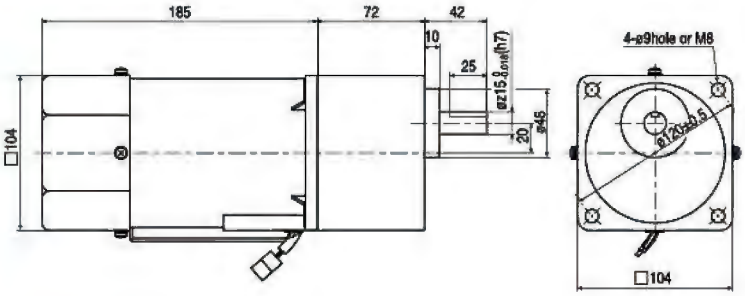

电动机型号 Motor Model	减速器型号 Gearhead Model	减速比 Gear Ratio	L1
6IK120RGU-AF 6IK120RGU-EF 6IK120RGU-CF 6IK120RGU-HF	6GU□K	3~200	72

- 减速器型号的□中为减速比的数值
- Enter the gear ratio in the box (□) within the model name

●圆轴型的转轴部分Shaft Section of Round Shaft Type

除重量及轴部外，电动机外形与齿轮轴相同

Excluding weight and the shaft section Motor shape are the same as those of the pinion shaft

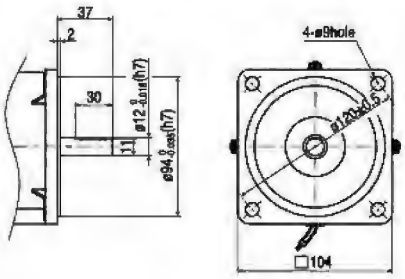

●键·键槽（减速器附件）

Key·keyway (The key is included with the gearhead)

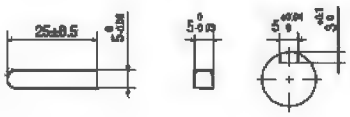

连接图CONNECTION DIAGRAMS

US型/US Type	SS型/SS Type
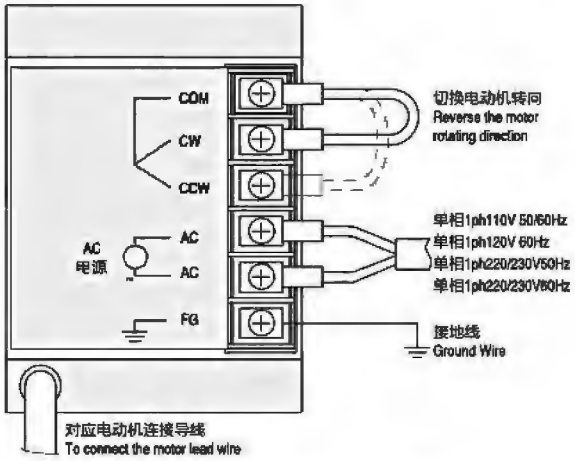	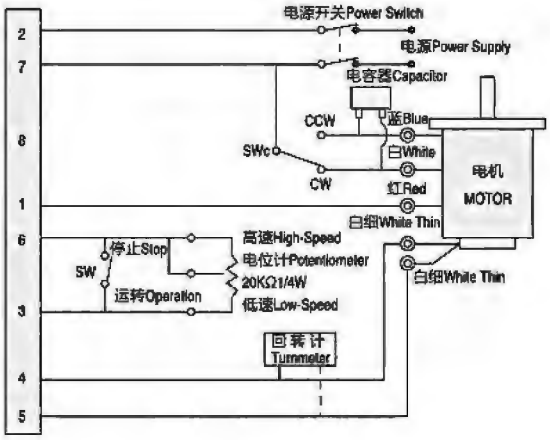

调速电动机 REVERSIBLE MOTORS

140W

□104mm

规格连续额定

品名Model 机型Type 导线型 Lead Wire Type		输出功率 Output power W	电压 Voltage V	频率 Frequency Hz	调速范围 Speed Control Range r/min	额定转矩 Rated Torque		启动转矩 Starting Torque mN.m	电流 Current A	电容器容量 Capacitor μF
齿轮轴型 Pinion Shaft	圆轴型 Round Shaft					120r/min mN.m	120r/min mN.m			
6IK140RGU-AF	6IK140RA-AF	140	1ph100	50 60	90~1400 90~1700	830	420	620	4.2	35.0
6IK140RGU-EF	6IK140RA-EF	140	1ph110 1ph120	60	90~1700	830	450	620	3.7	25.0
6IK140RGU-CF	6IK140RA-CF	140	1ph220 1ph230	50	90~1400	830	420	620	1.85	10.0
6IK140RGU-HF	6IK140RA-HF	140	1ph220 1ph230	60	90~1700	830	450	620	1.95	

●各种安全规格以电动机铭牌上的型号取得认定。
●When the motor is approved under various safety standards, the model name on the nameplate is the approved model name.

种类 TYPE

●电动机 MOTOR

机型 Type	型号 Model	
	齿轮轴型 Pinion Shaft	圆轴型 Round Shaft
导线型 Lead Wire Type	6IK140RGU-AF	6IK140RA-AF
	6IK140RGU-EF	6IK140RA-EF
	6IK140RGU-CF	6IK140RA-CF
	6IK140RGU-HF	6IK140RA-HF

●平行轴减速器(另售) PARALLEL SHAFT GEARHEAD (SOLD SEPARATELY)

减速器种类 Gearhead Type	减速器型号 Gearhead Model	减速比 Gear Ratio
长寿命 · 低噪音 Long Life · Low Noise	6GU□K	3、3.6、5、6、7.5、9、12.5、15、18、25、30、36、50、60、75、90、100、120、150、180、200

●减速器型号的□中为减速比的数值
●Enter the gear ratio in the box (□) within the model name

装有减速器时的容许转矩
ALLOWABLE TORQUE WHEN BEING WITH GEARHEAD

- 减速器 · 中间减速器另售
- 减速器型号的□中为减速比的数值。
- ▭ 色表示与电动机同一方向运转，其他则为相反方向。
- 转速是以电动机的同步转速 (50Hz: 1500r/min、60Hz: 1800r/min) 为基准除以减速比而算出来的数值。实际转速将随负载大小变化而比所示数值减少2%~20%左右。
- Gearhead and mid-gearbox can be sold separately.
- Enter the gear ratio in the box (□) within the model name.
- The colored background ▭ indicates the same rotating direction of the motor while the rotating direction of others are opposite.
- The speed is calculated by dividing the motor's synchronous speed (50Hz: 1500r/min、60Hz: 1800r/min) by the gear ratio. The actual speed is 2%~20% less than the displayed value, depending on the size of the load.

容许力矩单位 Allowance Torque Unit：上段 Upside（N.m）/下段 Belowside（kgf.cm）

机型Type 电动机/减速器 Motor/Gearhead	减速比Gear Ratio		3	3.6	5	6	7.5	9	12.5	15	18	25	30	36	50	60	75	90	100	120	150	180	200
	转速Speed r/min	50Hz	500	417	300	250	200	166	120	100	83	60	50	41	30	25	20	16	15	12.5	10	8.3	7.5
			600	500	360	300	240	200	144	120	100	72	60	50	36	30	24	20	18	15	12	10	9
6RK140RGU-AF 6RK140RGU-EF 6RK140RGU-CF 6RK140RGU-HF	6GU□K	50Hz	2.6	3.1	4.4	5.2	6.6	7.9	9.9	11.8	14.2	17.8	21.4	25.7	35.6	40	40	40	40	40	40	40	40
			26.5	31.6	44.8	53.0	67.3	80.6	101	120	144	181	218	262	263	400	400	400	400	400	400	400	400
		60Hz	2.1	2.5	3.5	4.2	5.3	6.3	7.9	9.5	11.4	14.4	17.2	20.7	28.7	34.5	40	40	40	40	40	40	40
			21.4	25.5	35.7	42.8	54.0	64.2	80.6	96.9	116	147	175	211	292	352	400	400	400	400	400	400	400

容许悬挂负载 · 容许轴向负载
PERMISSIBLE OVERHUNG LOAD AND THRUST LOAD

电动机（圆轴型）→217页　　Motor (Round Shaft) →P217
减速器→217页　　Gearhead→P217

减速器的容许负载惯性惯量J
PERMISSIBLE LOAD INERTIA J FOR GEARHEAD

→218页→P218

外形图 (单位 mm)
DIMENSIONS(Unit mm)

减速器附有安装用螺丝
Mounting screws are included with gearhead.

● 导线型 Lead wiring Type

重量 Weight: 电动机 Motor 5.1kg 减速器 Gearhead 2.1kg

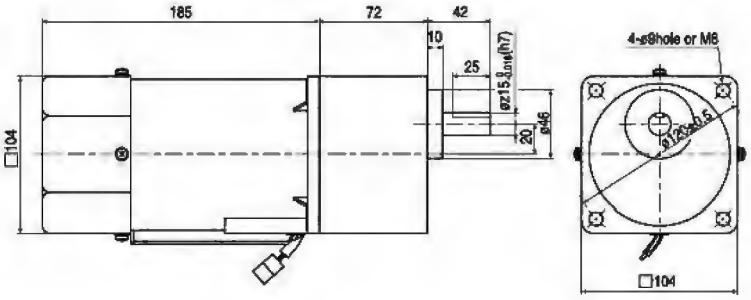

电动机型号 Motor Model	减速器型号 Gearhead Model	减速比 Gear Ratio	L1
6IK140RGU-AF 6IK140RGU-EF 6IK140RGU-CF 6IK140RGU-HF	6GU□K	3~200	72

- 减速器型号的□中为减速比的数值
- Enter the gear ratio in the box (□) within the model name

YKA TRANSMISSION MACHINE 宜嘉·全球动力专家

●圆轴型的转轴部分Shaft Section of Round Shaft Type

除重量及轴部外，电动机外形与齿轮轴相同

Excluding weight and the shaft section Motor shape are the same as those of the pinion shaft

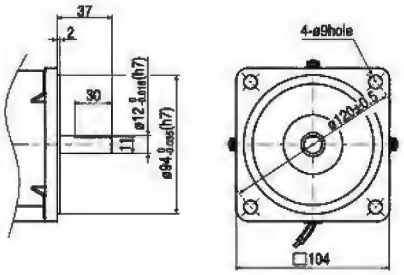

●键·键槽（减速器附件）

Key·keyway (The key is included with the gearhead)

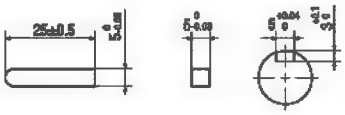

连接图CONNECTION DIAGRAMS

US型/US Type	SS型/SS Type
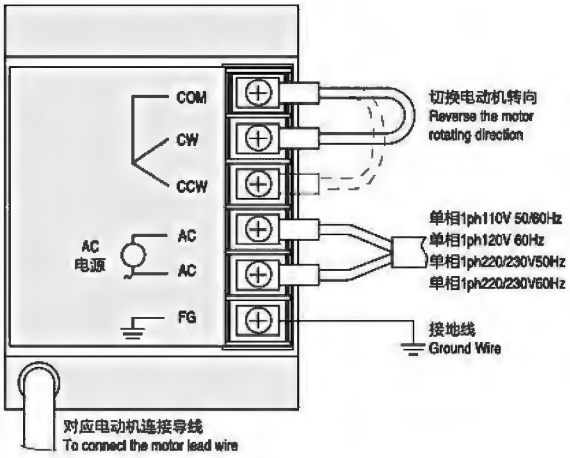	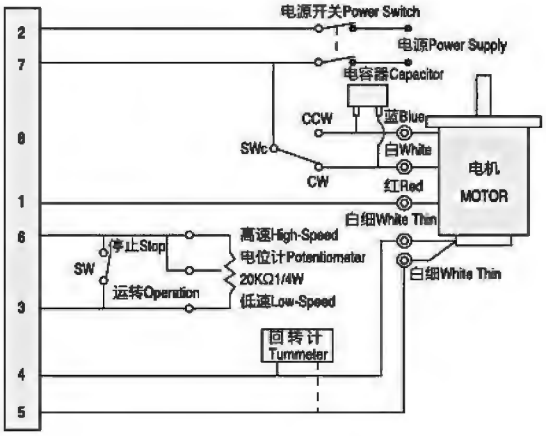

调速电动机 REVERSIBLE MOTORS

180W

□104mm

规格 / 连续额定 SPECS / CONTINUOUS RATING

品名Model 机型Type 导线型 Lead Wire Type		输出功率 Output power W	电压 Voltage V	频率 Frequency Hz	调速范围 Speed Control Range r/min	额定转矩 Rated Torque		启动转矩 Starting Torque mN.m	电流 Current A	电容器容量 Capacitor μF
齿轮轴型 Pinion Shaft	圆轴型 Round Shaft					120r/min mN.m	120r/min mN.m			
6IK180RGU-CF	6IK180RA-CF	180	1ph220 1ph230	50	90~1400	920	500	700	1.40	12
6IK180RGU-HF	6IK180RA-HF	180	1ph220 1ph230	60	90~1700	920	500	700	1.40	

●各种安全规格以电动机铭牌上的型号取得认定。

●When the motor is approved under various safety standards, the model name on the nameplate is the approved model name.

种类 TYPE

●电动机 MOTOR

机型 Type	型号 Model	
	齿轮轴型 Pinion Shaft	圆轴型 Round Shaft
导线型 Lead Wire Type	6IK180RGU-CF	6IK180RA-CF
	6IK180RGU-HF	6IK180RA-HF

●平行轴减速器(另售) PARALLEL SHAFT GEARHEAD (SOLD SEPARATELY)

减速器种类 Gearhead Type	减速器型号 Gearhead Model	减速比 Gear Ratio
长寿命 · 低噪音 Long Life · Low Noise	6GU□K	3、3.6、5、6、7.5、9、12.5、15、18、25、30、36、50、60、75、90、100、120、150、180、200

●减速器型号的□中为减速比的数值

●Enter the gear ratio in the box (□) within the model name

装有减速器时的容许转矩
ALLOWABLE TORQUE WHEN BEING WITH GEARHEAD

- 减速器 · 中间减速器另售
- 减速器型号的□中为减速比的数值。
- □ 色表示与电动机同一方向运转，其他则为相反方向。
- 转速是以电动机的同步转速 (50Hz: 1500r/min、60Hz: 1800r/min) 为基准除以减速比而算出来的数值。实际转速将随负载大小变化而比所示数值减少 2%~20%左右。
- Gearhead and mid-gearbox can be sold separately.
- Enter the gear ratio in the box (□) within the model name.
- The colored background □ indicates the same rotating direction of the motor while the rotating direction of others are opposite.
- The speed is calculated by dividing the motor's synchronous speed (50Hz: 1500r/min、60Hz: 1800r/min) by the gear ratio. The actual speed is 2%~20% less than the displayed value, depending on the size of the load.

容许力矩单位 Allowance Torque Unit：上段 Upside（N.m）/下段 Belowside（kgf.cm）

机型Type 电动机/减速器 Motor/Gearhead	减速比Gear Ratio		3	3.6	5	6	7.5	9	12.5	15	18	25	30	36	50	60	75	90	100	120	150	180	200
	转速Speed r/min	50Hz	500	417	300	250	200	166	120	100	83	60	50	41	30	25	20	16	15	12.5	10	8.3	7.5
		60Hz	600	500	360	300	240	200	144	120	100	72	60	50	36	30	24	20	18	15	12	10	9
6IK180RGU-CF 6IK180RGU-HF	6GU□K	50Hz	3.4	4.0	5.6	6.7	8.4	10.1	12.6	15.2	18.2	22.8	27.4	32.9	40	40	40	40	40	40	40	40	40
			34.6	40.8	57.1	68.3	85.6	103	128	155	185	232	279	335	400	400	400	400	400	400	400	400	400
		60Hz	2.7	3.3	4.5	5.4	6.8	8.2	10.2	12.3	14.7	18.5	22.2	22.6	37	40	40	40	40	40	40	40	40
			27.5	33.6	45.9	55.1	69.3	83.6	104	125	150	188	226	271	377	400	400	400	400	400	400	400	400

容许悬挂负载 · 容许轴向负载
PERMISSIBLE OVERHUNG LOAD AND THRUST LOAD

电动机（圆轴型）→217页　　Motor (Round Shaft) →P217
减速器→217页　　Gearhead→P217

减速器的容许负载惯性惯量J
PERMISSIBLE LOAD INERTIA J FOR GEARHEAD

→218页→P218

外形图 (单位 mm)
DIMENSIONS(Unit mm)

减速器附有安装用螺丝
Mounting screws are included with gearhead.

● 导线型 Lead wiring Type

重量 Weight: 电动机 Motor 5.1kg 减速器 Gearhead 2.1kg

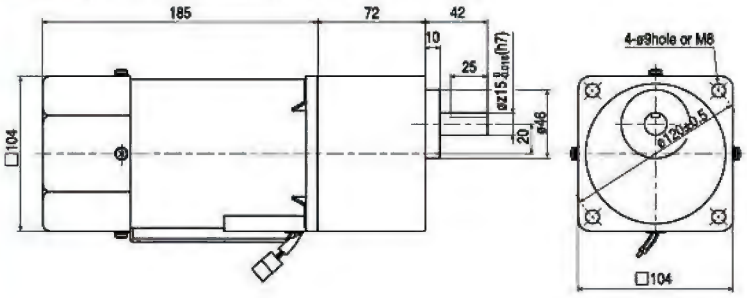

电动机型号 Motor Model	减速器型号 Gearhead Model	减速比 Gear Ratio	L1
6IK180RGU-CF 6IK180RGU-HF	6GU□K	3~200	72

- 减速器型号的□中为减速比的数值
- Enter the gear ratio in the box (□) within the model name

●圆轴型的转轴部分Shaft Section of Round Shaft Type

除重量及轴部外，电动机外形与齿轮轴相同

Excluding weight and the shaft section Motor shape are the same as those of the pinion shaft

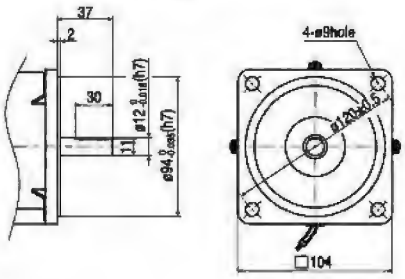

●键·键槽（减速器附件）

Key·keyway (The key is included with the gearhead)

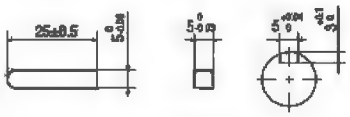

连接图CONNECTION DIAGRAMS

US型/US Type	SS型/SS Type
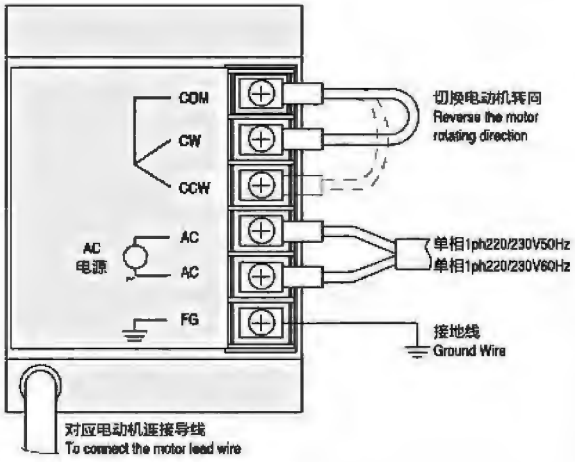	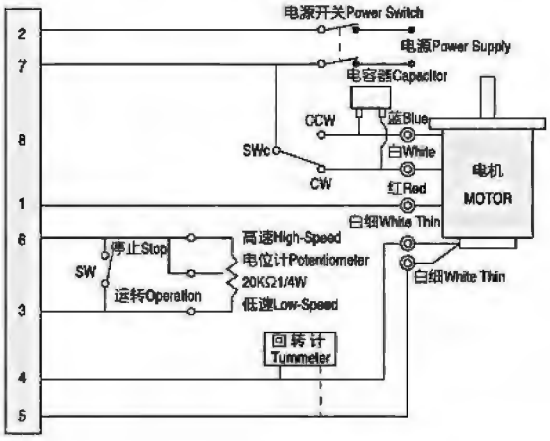

控制器型号说明DESCRIPTION OF SPEED CONTROLLER MODEL

U	S	11	A
调速器种类 U: 组合型 S: 分离型	调速器功能 S: 速度控制器	电压 11: 单相110V50Hz 22: 单相220V50Hz 33: 数字显示器	电容安装方式 A: 内置式电容器 B: 外置式电容器
Speed Controller Type U: Combination S: Separation	Speed Controller Function S: Speed Governor	Voltage 11: Single Phase 110V50Hz 22: Single Phase 220V50Hz 33: Digital Display	Capacitor Mounting Type A: Built-in Capacitor B: External Capacitor

●组合型Combination US11、US22 正、反转变速Clockwise and Anti-clockwise Speed Controller

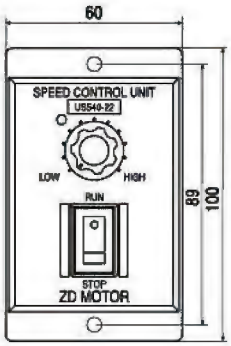

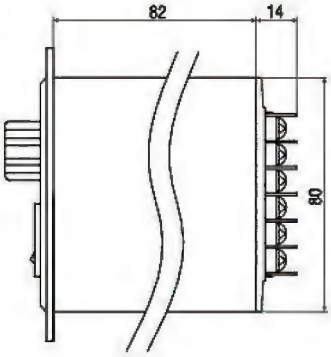

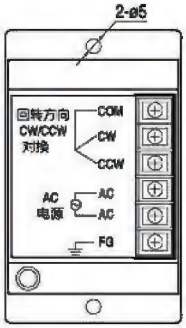

●分离型Separation SS11、SS22 正、反转变速Clockwise and Anti-clockwise Speed Controller

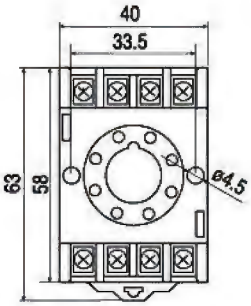

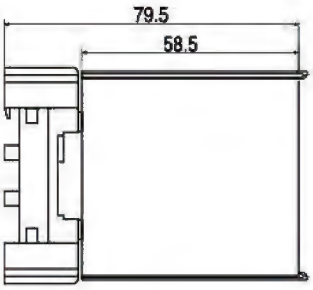

参数Parameter 型号Model	电压 Voltage V	频率 Frequency Hz	最大电流 Max.Current A	功率 Power W	速度范围 Speed Range r/min	速度变速器 Speed Changer	速度应答器 Speed Responder	速度安定性 Speed Stability	工作环境温度Working Ambient Temperature
US11	110V±10%	50/60	5	6~140	90/1400	3%	(0.5)	优Excellent	-10℃~+50℃
US22	220V±10%			6~180	90/1700				
SS11	110V±10%	50/60	5	6~140	90/1400	3%	(0.5)	优Excellent	-10℃~+50℃
SS22	220V±10%			6~180	90/1700				
SS33	110V±10%	50/60	5	6~140	90/1400	3%	(0.5)	优Excellent	-10℃~+50℃
	220V±10%			6~180	90/1700				

转矩电动机TORQUE MOTORS

●特征FEATURE

- ●具有垂下特征。可调速范围宽大。
- ●转矩电动机由于起动转矩大，具有垂下的特征，因此，能够通过改变电压进行调速。（电动机的转矩与电压的平方成正比）
- ●The speed can vary widely, depending on the sloping characteristics.
- ●Torque motors have a high starting torque and Torque motors have a high starting torque and sloping characteristics, allowing easy speed control simply by changing the voltage of the power supply.(The motor torque changes approximately propertion to the square of the voltage.)

●适用于卷取作业Suitable for Winding Applications

以固定的张力连续卷取定速运转的物体时，若卷轴机直径增大至2倍，则电动机的输出转矩亦增大至2倍，而电动机转速则减半。
作业时须保持这一比例关系。
In an application where an object is released continuously at a constant speed and wound up wite constant tension, the torque must be doubled and the speed must be halved if the diameter of the winding spool is doubled.

恒定张力卷绕Constant Tension Wind Up

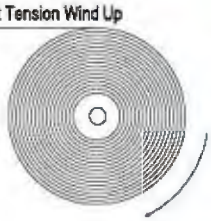

●可作为制动使用Use as a Brake

电动机在转速－转矩特性的制动领域，可作为制动来使用。此外，也可以通过直流励磁进行固定张力控制。
By using the motor in the braking region of the speed torque characteristics,it can serve as a brake. Constant tension oper-ationcan be achieved by applying a DC voltage.

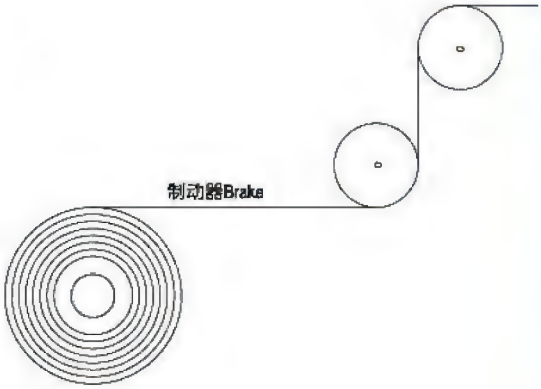

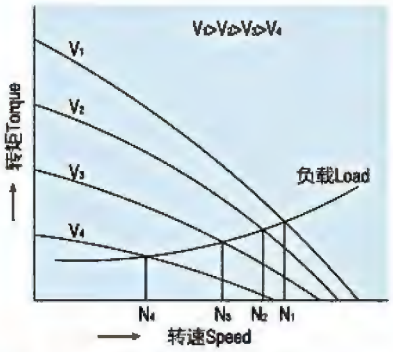

●转速－转矩特性图的阅读方法How to Read Spee-Torque Characteristics

转矩电动机的转矩几乎与电压的平方成正比变化。通过改变电动机通电电压，就能够得到各电压下分别具有垂下特性的转速－转矩特性曲线。
负载转矩为T0时，将电压调整为100V、80V、60V的话。电动机会分别以N1、N2、N3转速旋转。如上所述，通过改变电压，能够很简单地改变转速。
使用转矩电动机时，请了解必需的转矩和转速，根据是连续使用还是短时间使用，参照转速－转矩特性作出选择。在堵转状态下使用时，选择基准只考虑转矩。
用于连续运转等会造成温度上升问题的场合，可通过选用较大输出功率的产品以调整电压方式控制转速、转矩。
The motor torque changes approximately proportion to the square of the voltage. When the voltage supplied to the motor is changed, speed- torque curves with a sloping characteristics (torque is highest at zero speed and decreases steadily with increasing speed) shifts to that of the corresponding voltage.
When the voltage is changed to 100 VAC, 80 VAC and 60 VAC while the load torque is T0, the motor rotates at the speeds N1, N2 and N3 respectively. Thus, the speed can be changed easily by varying the voltage.
When choosing a torque motor, first determine the required torque and speed. Then select a motor using the speed torque characteristics curves to determine whether the motor should be operated under continuous duty or limited duty. When used under locked rotor conditions, only the torque factor is considered.
The temperature rise of the motor may cause a problem during continuous operation. In this case, choose a motor with an output power large enough for continuous operation and adjust the voltage to control the torque and speed.

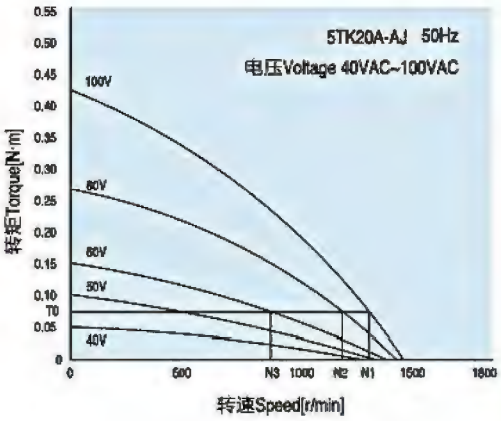

●转矩电动机电压控制方法Voltage Control of Torque Motors

电压控制的一般方法是，使用双向可控硅中等的相位控制方式。是一种如图所示，通过改变触发双向可空硅的相位角α，使输入电压像斜线部分那样变化的控制方法。

The method most commonly used to control voltage is by phase control using a triac. As shown in Fig. 1, by changing the phase angle α at which the triac switches, the input voltage is controlled as represented by the phase angle areas of the graph.

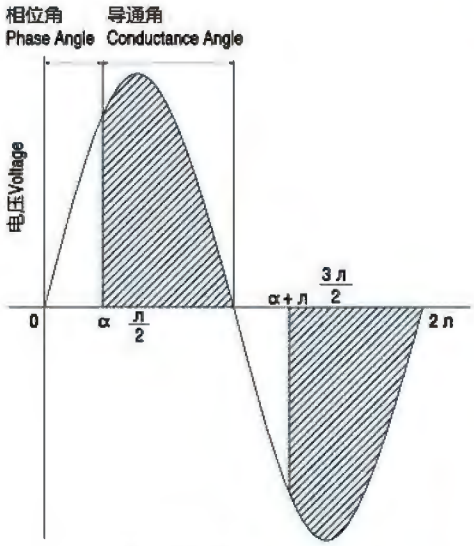

图-1 相位控制
Fig.1 Phase Control

●装有减速器时的输出转矩Gear motor – Torque Table

由于具有垂下特性，因此，转矩电动机可以实现从停止状态到最高转速之间的任一转速。装有减速器·中间减速器时的容许转矩，请参照转速转矩特性曲线图，根据所使用的转速和转矩，按照下面的公式算出：

减速器输出轴转速NG=电动机转速*1/减速器减速比

减速器输出轴转矩TG=电动机转矩*减速器减速比*减速器传动效率

Due to the sloping characteristics, torque motors can be operated over a wide speed range, from locked rotor condition to the maximum speed. The permissible torque when a gearhead and a decimal gearhead are directly connected can be calculated according to the following formula, using the speed and torque determined from the speed – torque characteristics.

Speed of gearhead output shaft NGMotor speed_1/gearhead gear ratio

Output torque of gearhead TGMotor torque_Gearhead gear ratio_Gearhead efficiency

●请注意，减速器的输出轴转矩不可大于减速器的最大的最大容许转矩

Please note, the output torque of the gearhead must be lower than the maximum permissible torque.

减速器的最大容许转矩Maximum Permissible Torque of Gearheads

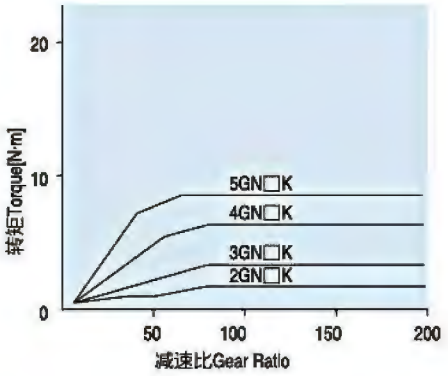

减速器型号 Gearhead Model	减速器减速比 GearheadGear Ratio	减速器传动效率 Gearhead Efficiency
2GN□K	3~18	81%
3GN□K 4GN□K 5GN□K	25~36	73%
	50~200	66%

- 减速器型号的□中为减速比的数值
- 减速器、中间减速器另售
- Enter the gear ratio in the box (□) within the model name
- Gearheads and decimal gearheads are sold separately.

规格 SPECIFICATIONS

●3W、6W、10W、20W

品名Model 机型Type 导线型 Lead Wire Type		使用额定 Rating at Locked rotor	电压 Voltage V	频率 Frequency Hz	启动转矩 Starting Torque mN.m	最大输出功率 Max. Output power W	最大输出功率时转速 Speed at Max. Output power r/min	最大输出功率时转矩 Torque at Max. Output power mN.m	电容器容量 Capacitor μF
齿轮轴型 Pinion Shaft	圆轴型 Round Shaft								
2TK3GN-A	2TK3A-A	5MIN	110	50	69	3.2	750	41	7.0/250
		连续CONT	60		25	1.3		16	
		5MIN	110	60	69	3.2	900	37	6.0/250
		连续CONT	60		25	1.3		11	
2TK3GN-C	2TK3A-C	5MIN	220	50	69	3.2	750	41	1.5/450
		连续CONT	140		25	1.2		16	
		5MIN	220	60	69	3.2	900	37	1.2/450
		连续CONT	140		25	1.2		11	
3TK6GN-A	3TK6A-A	5MIN	110	50	134	6.0	750	80	8.0/250
		连续CONT	60		68	2.5		36	
		5MIN	110	60	134	6.5	900	74	7.0/250
		连续CONT	60		68	2.8		30	
3TK6GN-C	3TK6A-C	5MIN	220	50	134	6.0	750	80	2.0/450
		连续CONT	140		68	2.5		36	
		5MIN	220	60	134	6.5	900	74	1.5/450
		连续CONT	140		68	2.8		30	
4TK10GN-A	4TK10A-A	5MIN	110	50	235	10	750	127	10.0/250
		连续CONT	60		74	3.0		46	
		5MIN	110	60	25	10	900	127	8.0/250
		连续CONT	60		69	3.0		38	
4TK10GN-C	4TK10A-C	5MIN	220	50	265	10	750	127	2.5/450
		连续CONT	140		98	3.0		46	
		5MIN	220	60	225	10	900	127	2.0/450
		连续CONT	140		90	3.0		38	
5TK20GN-A	5TK20A-A	5MIN	110	50	363	20	750	224	15.0/250
		连续CONT	60		137	6.0		76	
		5MIN	110	60	294	26	900	216	12.0/250
		连续CONT	60		108	6.0		64	
5TK20GN-C	5TK20A-C	5MIN	220	50	363	20	750	224	3.5/450
		连续CONT	140		137	6.0		76	
		5MIN	220	60	294	26	900	216	3.0/450
		连续CONT	140		108	6.0		64	

●各种安全规格以电动机铭牌上的品名取得认定。

●When the motor is approved under various safety standards, the model name on the nameplate is the approved model name.

种类 TYPE

●电动机 MOTOR

输出功率 Output Power	型号 Model	
	齿轮轴型 Pinion Shaft	圆轴型 Round Shaft
3W	2TK3GN-A	2TK3A-A
	2TK3GN-C	2TK3A-C
6W	3TK6GN-A	3TK6A-A
	3TK6GN-C	3TK6A-C
10W	4TK10GN-A	4TK10A-A
	4TK10GN-C	4TK10A-C
20W	5TK20GN-A	5TK20A-A
	5TK20GN-C	5TK20A-C

适用电动机输出功率（齿轮轴） Applicable Motor Output Power (Pinion Shaft Type)	减速器型号 Gearhead Model	减速比 Gear Ratio
3W	2GN□K	3、3.6、5、6、7.5、9、12.5、15、18、25、30、36、50、60、75、90、100、120、150、180、200
	2GN10XK (中间减速器Decimal Gearhead)	
6W	3N□K	3、3.6、5、6、7.5、9、12.5、15、18、25、30、36、50、60、75、90、100、120、150、180、200
	3GN10XK (中间减速器Decimal Gearhead)	
10W	4GN□K	3、3.6、5、6、7.5、9、12.5、15、18、25、30、36、50、60、75、90、100、120、150、180、200
	4GN10XK (中间减速器Decimal Gearhead)	
20W	5GN□K	3、3.6、5、6、7.5、9、12.5、15、18、25、30、36、50、60、75、90、100、120、150、180、200
	5GN10XK (中间减速器Decimal Gearhead)	

●减速器型号的□中为减速比的数值
●Enter the gear ratio in the box (□) within the model name

转速–转矩特性（参考值）
Speed – Torque Characteristics (Reference Values)

●2TK3GN-A、2TK3A-A

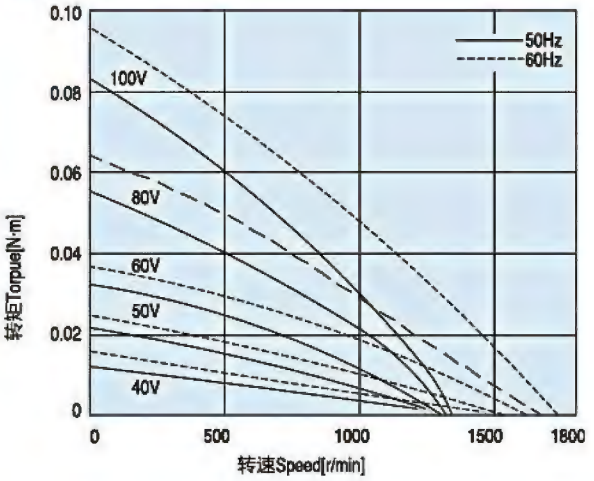

●2TK3GN-C、2TK3A-C

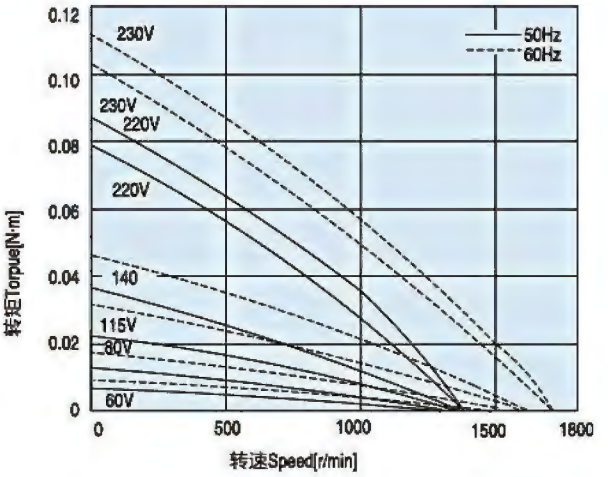

●3TK6GN-A、3TK6A-A

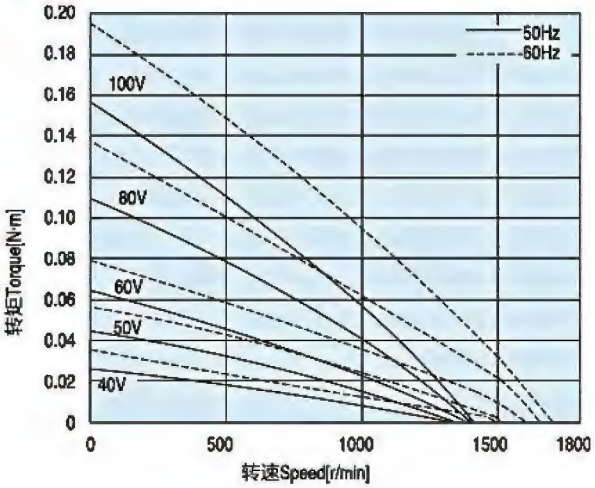

●3TK6GN-C、3TK6A-C

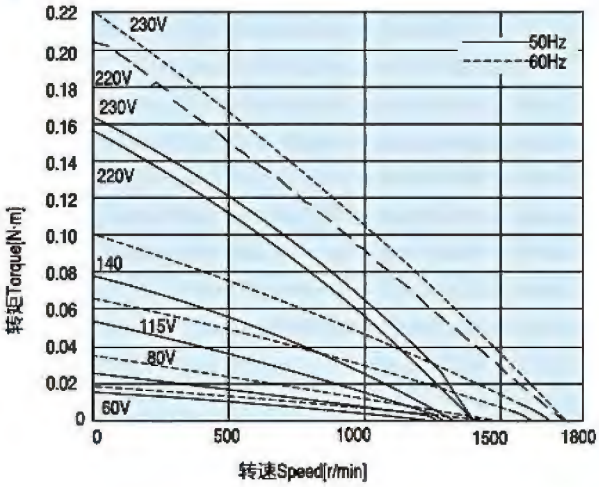

●4TK10GN-A、4TK10A-A

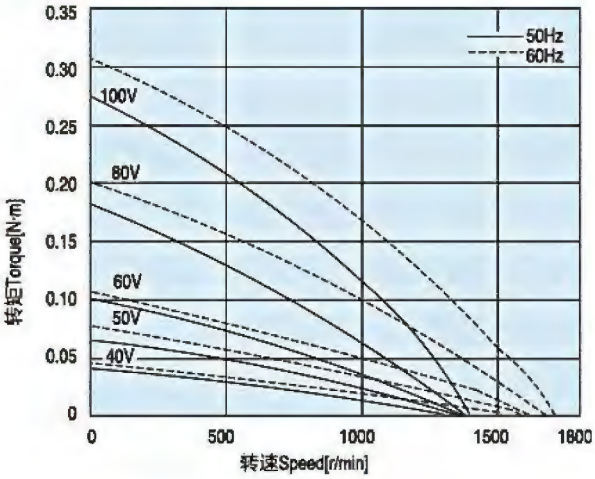

●4TK10GN-C、4TK10A-C

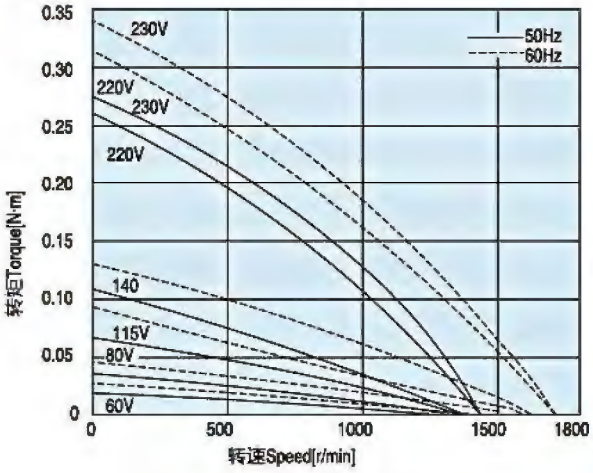

●5TK20GN-A、5TK20A-A

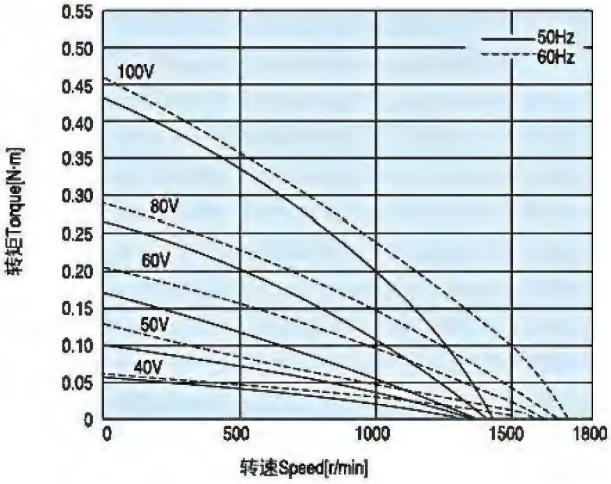

●5TK20GN-C、5TK20A-C

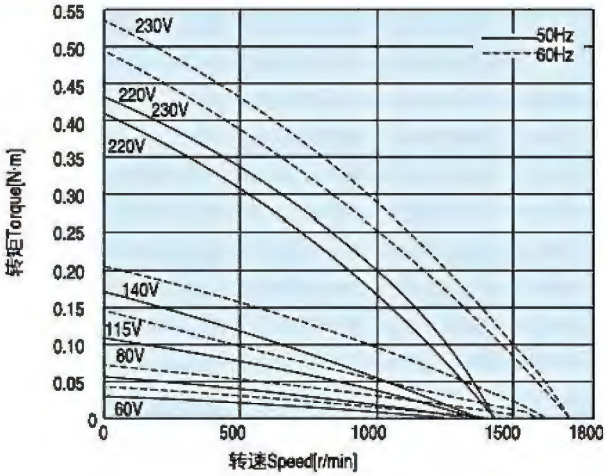

■外形图（单位 mm）
DIMENSIONS(Unit mm)

减速器附有安装用螺丝
Mounting screws are included with gearhead.

●3W

●电动机/减速器Motor/Gearhead

重量 Weight: 电动机 Motor 0.75kg 减速器 Gearhead 0.4kg

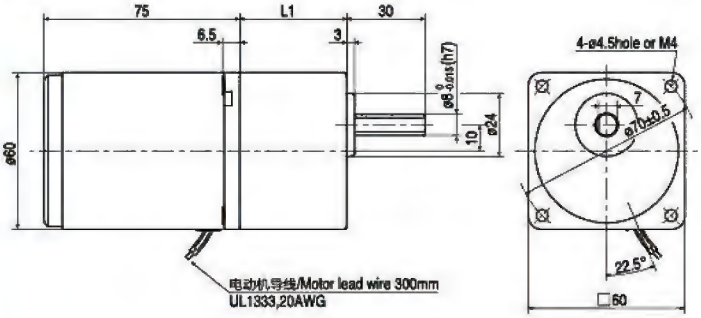

电动机型号 Motor Model	减速器型号 Gearhead Model	减速比 Gear Ratio	L1
2TK3GN-A	2GN□K	3~18	32
2TK3GN-C		25~200	41

●减速器型号的□中为减速比的数值
●Enter the gear ratio in the box（□）within the model name

●圆轴型的转轴部分Shaft Section of Round Shaft Type

2TK3A-A、2TK3A-C
除重量及轴部外，电动机外形与齿轮轴相同
Excluding weight and the shaft section
Motor shape are the same as those of the pinion shaft

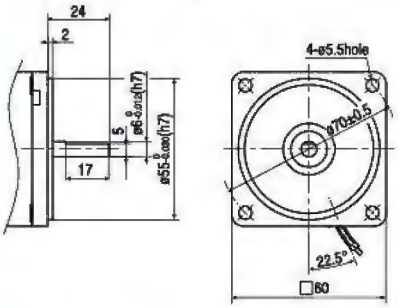

●中间减速器 Mid-gearbox

可安装在2TK3GN型
Can be connected to 2TK3GN type
2GN10XK
重量 Weight: 0.24kg

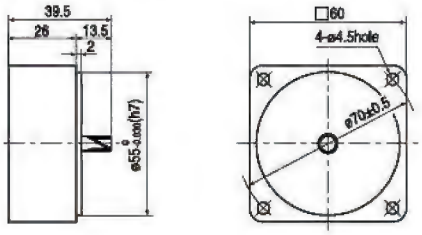

■外形图（单位 mm）
DIMENSIONS(Unit mm)

减速器附有安装用螺丝
Mounting screws are included with gearhead.

●6W

●电动机/减速器Motor/Gearhead

重量 Weight: 电动机 Motor 1.1kg 减速器 Gearhead 0.5kg

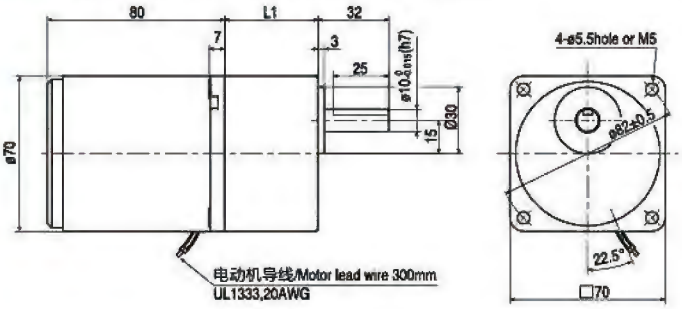

电动机型号 Motor Model	减速器型号 Gearhead Model	减速比 Gear Ratio	L1
3TK6GN-A	3GN□K	3~18	32
3TK6GN-C		25~200	42

●减速器型号的□中为减速比的数值
●Enter the gear ratio in the box（□）within the model name

●键·键槽（减速器附件）

Key·keyway (The key is included with the gearhead)

●圆轴型的转轴部分Shaft Section of Round Shaft Type

3TK6A-A、3TK6A-C

除重量及轴部外，电动机外形与齿轮轴相同

Excluding weight and the shaft section

Motor shape are the same as those of the pinion shaft

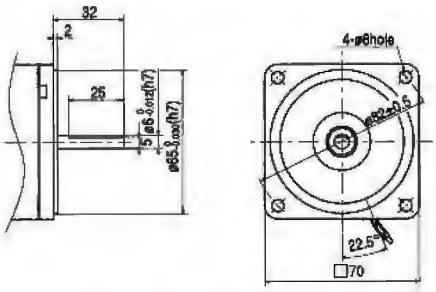

●中间减速器 Mid-gearbox

可安装3TK6GN型

Can be connected to 3TK6GN type

3GN10XK

重量 Weight: 0.31kg

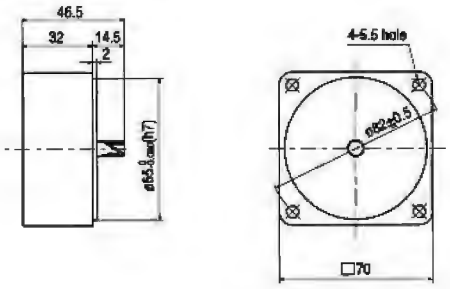

■外形图（单位 mm）
DIMENSIONS(Unit mm)

减速器附有安装用螺丝

Mounting screws are included with gearhead.

●10W

●电动机/减速器Motor/Gearhead

重量 Weight: 电动机 Motor 1.6kg 减速器 Gearhead 0.8kg

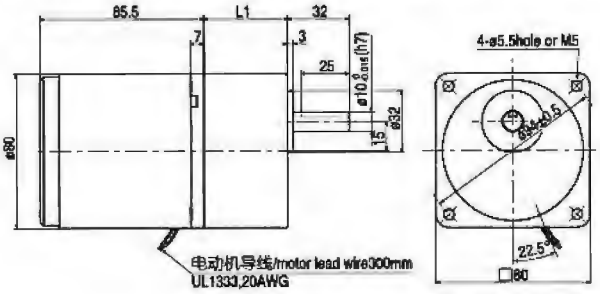

电动机型号 Motor Model	减速器型号 Gearhead Model	减速比 Gear Ratio	L1
4TK10GN-A	4GN□K	3~18	32
4TK10GN-C		25~200	43.5

●减速器型号的□中为减速比的数值

●Enter the gear ratio in the box (□) within the model name

●键·键槽（减速器附件）

Key·keyway (The key is included with the gearhead)

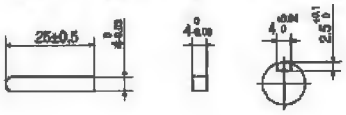

●圆轴型的转轴部分Shaft Section of Round Shaft Type

4TK10A-A、4TK10A-C

除重量及轴部外，电动机外形与齿轮轴相同

Excluding weight and the shaft section

Motor shape are the same as those of the pinion shaft

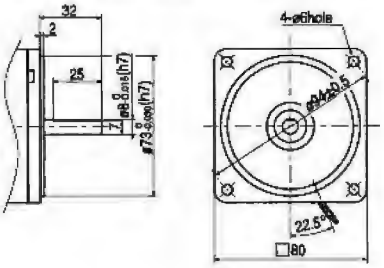

●中间减速器 Mid-gearbox

可安装在4TK10GN型

Can be connected to 4TK10GN type

4GN10XK

重量 Weight: 0.41kg

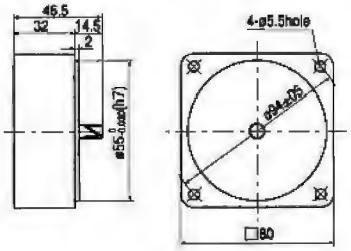

■外形图（单位 mm）
DIMENSIONS(Unit mm)

减速器附有安装用螺丝
Mounting screws are included with gearhead.

●20W

●电动机/减速器Motor/Gearhead

重量 Weight: 电动机 Motor 2.4kg 减速器 Gearhead 1.35kg

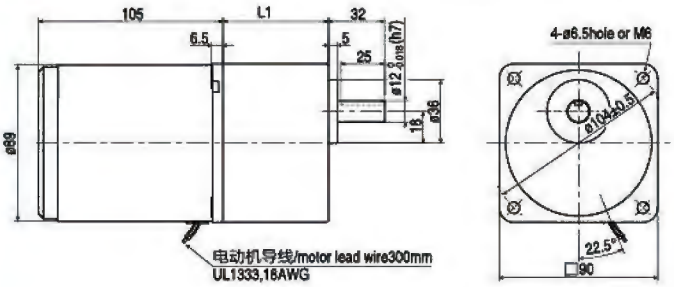

电动机型号 Motor Model	减速器型号 Gearhead Model	减速比 Gear Ratio	L1
5TK20GN-A 5TK20GN-C	5GN□K	3~18	42
		25~200	60

●减速器型号的□中为减速比的数值
●Enter the gear ratio in the box (□) within the model name

●键·键槽（减速器附件）
Key·keyway (The key is included with the gearhead)

●圆轴型的转轴部分Shaft Section of Round Shaft Type

5TK20A-A、5TK20A-C
除重量及轴部外，电动机外形与齿轮轴相同
Excluding weight and the shaft section
Motor shape are the same as those of the pinion shaft

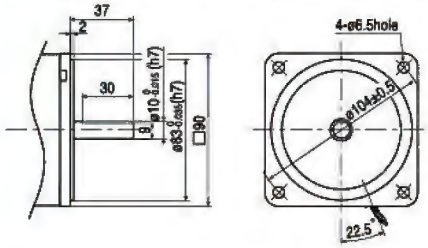

●中间减速器 Mid-gearbox

可安装在5TK20GN型
Can be connected to 5TK20GN type
5GN10XK
重量 Weight: 0.6kg

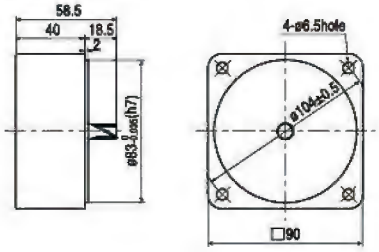

●电容器外形尺寸 Formal Dimension of Capacitor

型号 Model		电容器型号 Capacitor Model	L	W	H
齿轮轴型 Pinion Shaft	圆轴型 Round Shaft				
2TK3GN-A	2TK3A-A	ZD70CFAUL ZD60CFAUL	47	22	34
3TK6GN-A	3TK6A-A	ZD80CFAUL ZD70CFAUL	47	22	34
4TK10GN-A	4TK10A-A	ZD100CFAUL ZD80CFAUL	47	26	38
5TK20GN-A	5TK20A-A	ZD150CFAUL ZD120CFAUL	57	28	40
2TK3GN-C	2TK3A-C	ZD15BFAUL ZD12BFAUL	37	14	28
3TK6GN-C	3TK6A-C	ZD20BFAUL ZD15BFAUL	37	18	28
4TK10GN-C	4TK10A-C	ZD25BFAUL ZD20BFAUL	37	18	28
5TK20GN-C	5TK20A-C	ZD35BFAUL ZD30BFAUL	47	22	34

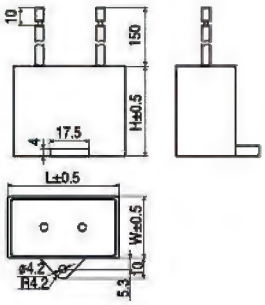

●常规电容器出线为引线，也可根据客户要求配置插片式187#
●电动机型号的□中为表示带端子箱型的记号 (T)
●Note: Conventional capacitor is a lead wire type.Inserted 187# is optional
●Enter the code that represents the terminal box type (T) in the box (□) within the model name

连接图CONNECTION DIAGRAMS

- 运转方向指从电动机轴看来的方向。CW表示顺时针方向，CCW表示逆时针方向。
- 表中所记品名为齿轮轴型，圆轴型亦同。
- The direction of motor rotation is as viewed from the shaft end of motor.
  CW represents the clockwise direction, while CCW represents the counterclockwise direction.
- Name indicated in the list is pinion shaft type, also valid for the equivalent round.

2TK3GN-A、2TK3GN-C、3TK6GN-A、3TK6GN-C
4TK10GN-A、4TK10GN-C、5TK20GN-A、5TK20GN-C

顺时针方向CW

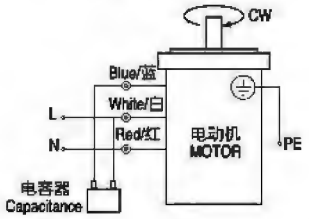

逆时针方向CCW

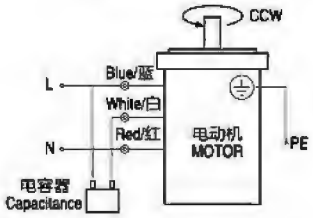

请注意 Note:

- 单相电动机运转方向的转换应在电动机停止后进行。
- 若在电动机运转时转换运转方向，可能发生无法转换运转方向或须费时较久的情况。
- Change the direction of single-phase motor rotation only after bring the motor to a stop.
- If an attempt is made to change the direction of rotation while the motor is rotating, motor may ignore reversing command or change its direction of rotation after some delay.

YIKA
TRANSMISSION MACHINE

上海宜嘉传动机械有限公司

SHANHAI IKA TRANSMISSION MACHINE CO.,LTD.

厂址：中国·上海市·嘉定区经济开发区
24h咨询热线：13817759537
总机：021-56389463　56389436　56388489　　传真：021-56388146
网址：www.cnyika.com　　邮箱：cnyika@163.com

·版权所有，未经本公司书面授权许可，本手册之任何部分不得转载、翻印，违者必究。